

Tracing guide for the number 4. The top part shows two versions of the number 4 with arrows indicating the stroke order: a diagonal line down from top-left to bottom-right, followed by a vertical line down from top to bottom, and a horizontal line from left to right across the middle.

Below the guide are three rows of boxes for writing practice:

- Row 1: Two large '4's followed by six empty boxes.
- Row 2: Two '4's followed by ten empty boxes.
- Row 3: Digits '0', '1', '2', '3', '4' followed by six empty boxes.

The bottom part of the page contains a large box with various stylized and rotated versions of the number 4 for tracing.

Schreibübungen zur Ziffer 4, Wiederholung der Ziffern 0 bis 3

die 4 anmalen, auch die gedrehten (aber nicht ...)

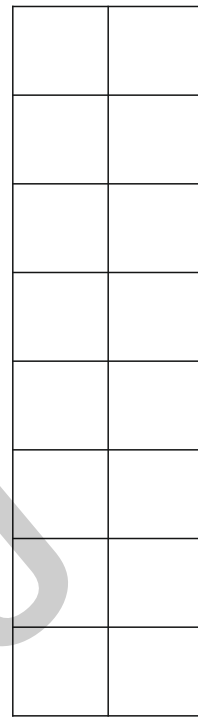
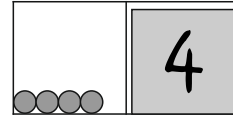
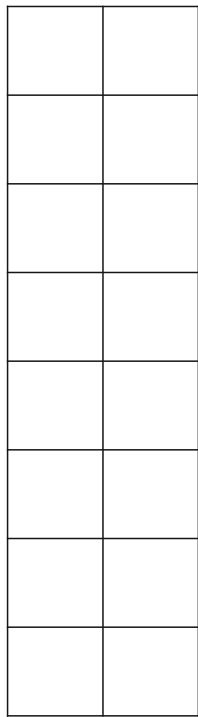
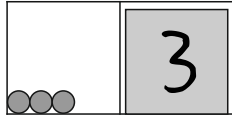


netzwerk  
lernen

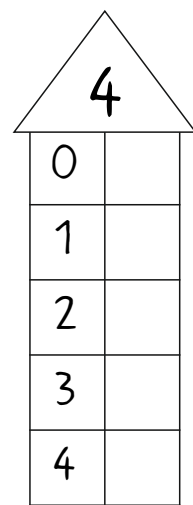
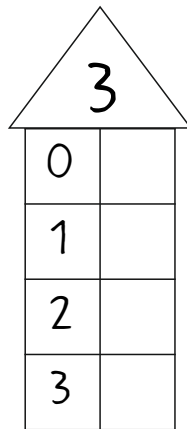
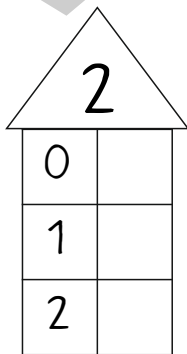
zur Vollversion

Immer 4 Elemente einkreisen, Mengenbilder zur 4 zeichnen

Mengenbilder mit der Zahl verbinden oder in ge...

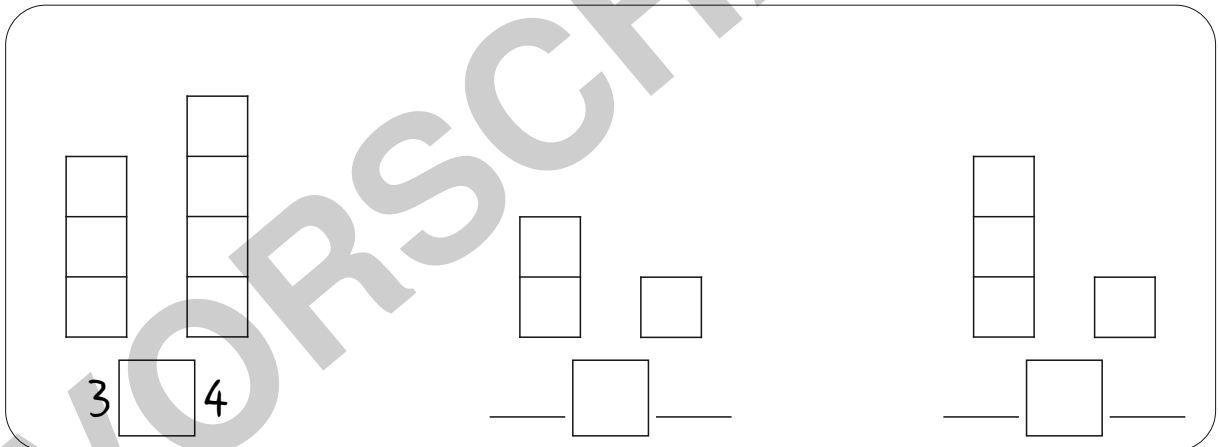
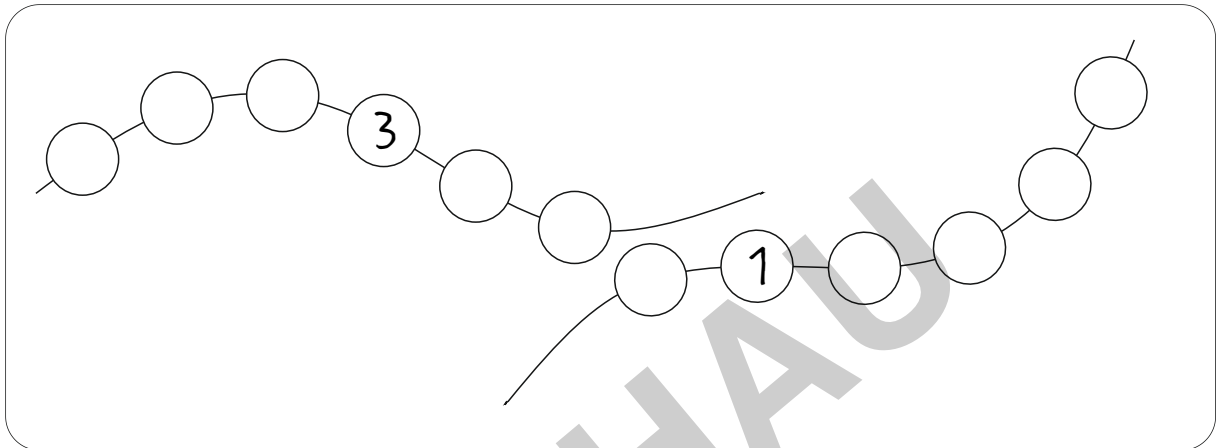
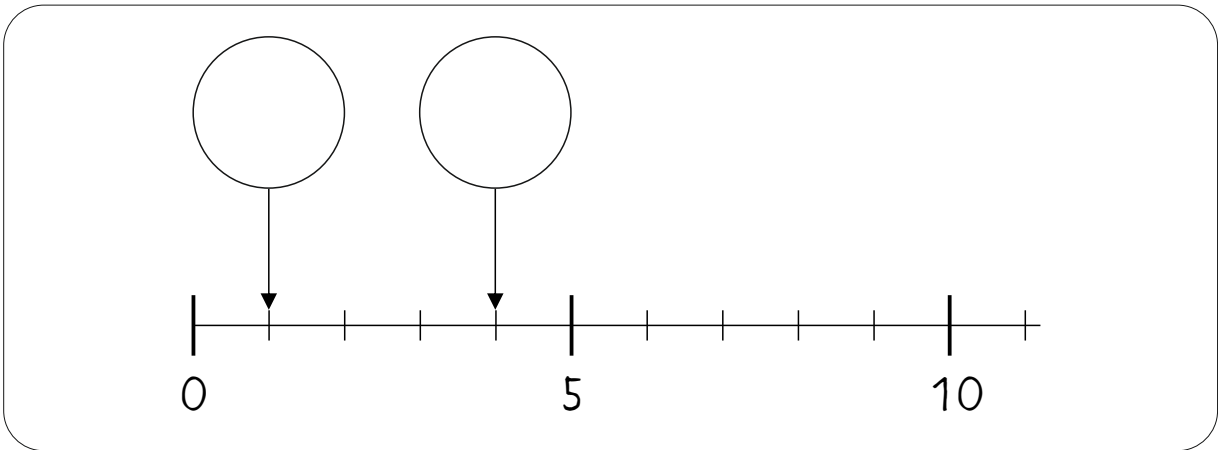


VORSCHAU



mit Schütteldosen Aufgaben stellen und notieren

Zahlerlegungen der 2, 3, und 4 notieren



3 <input type="text"/> 2	3 > <input type="text"/>	<input type="text"/> > 3
3 <input type="text"/> 4	3 < <input type="text"/>	<input type="text"/> > 2
2 <input type="text"/> 3	1 > <input type="text"/>	<input type="text"/> < 4
1 <input type="text"/> 1	4 > <input type="text"/>	<input type="text"/> < 1
4 <input type="text"/> 1	2 < <input type="text"/>	<input type="text"/> = 3

Zahlen am Zahlenstrahl notieren  
Zahlenfolge

Vergleichen von Türmen  
Vergleichen von Zahlen



netzwerk  
lernen

**zur Vollversion**

55

55

0 1 2 3 4 5

Schreibübungen zur Ziffer 5, Wiederholung der Ziffern 0 bis 4

die 5 anmalen, auch die gedrehten (aber nicht ...)



**netzwerk  
lernen**

**zur Vollversion**

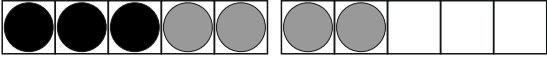



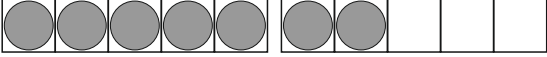





5


Immer 5 Elemente einkreisen, Mengenbilder zur 5 zeichnen

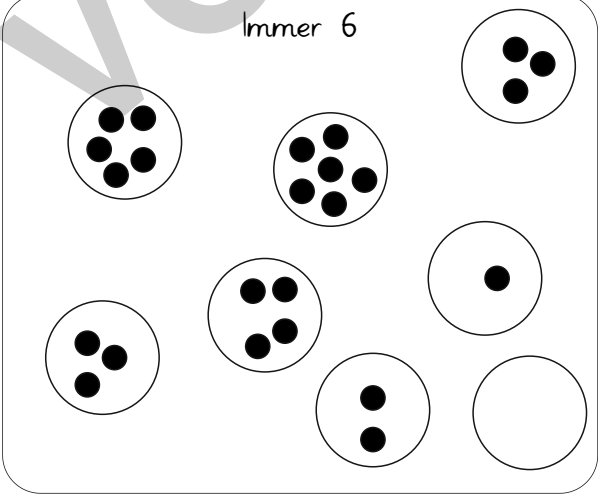
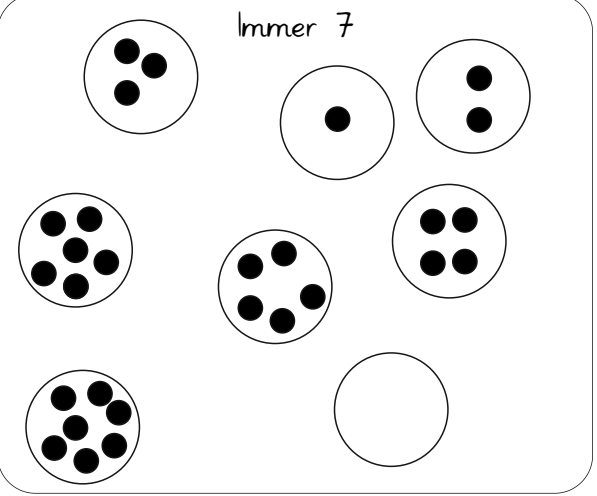
Immer 5

Immer 6

Zahlzerlegungen der 5 und 6 notieren

 <table border="1" data-bbox="469 181 624 331"> <tr><td>7</td></tr> <tr><td> </td><td> </td></tr> </table>	7			 <table border="1" data-bbox="1120 181 1275 331"> <tr><td>7</td></tr> <tr><td> </td><td> </td></tr> </table>	7		
7							
7							
 <table border="1" data-bbox="469 439 624 589"> <tr><td>7</td></tr> <tr><td> </td><td> </td></tr> </table>	7			 <table border="1" data-bbox="1120 439 1275 589"> <tr><td>7</td></tr> <tr><td> </td><td> </td></tr> </table>	7		
7							
7							
 <table border="1" data-bbox="469 696 624 846"> <tr><td>7</td></tr> <tr><td> </td><td> </td></tr> </table>	7			 <table border="1" data-bbox="1120 696 1275 846"> <tr><td>7</td></tr> <tr><td> </td><td> </td></tr> </table>	7		
7							
7							
 <table border="1" data-bbox="469 954 624 1104"> <tr><td>7</td></tr> <tr><td> </td><td> </td></tr> </table>	7			 <table border="1" data-bbox="1120 954 1275 1104"> <tr><td>6</td></tr> <tr><td> </td><td> </td></tr> </table>	6		
7							
6							
 <table border="1" data-bbox="469 1211 624 1361"> <tr><td>6</td></tr> <tr><td> </td><td> </td></tr> </table>	6			 <table border="1" data-bbox="1120 1211 1275 1361"> <tr><td>5</td></tr> <tr><td> </td><td> </td></tr> </table>	5		
6							
5							

<p>Immer 6</p> 	<p>Immer 7</p> 
--	---

Zahlzerlegungen der 5, 6 und 7 notieren

Teilmengen der Menge in gleichen Farben anmalen

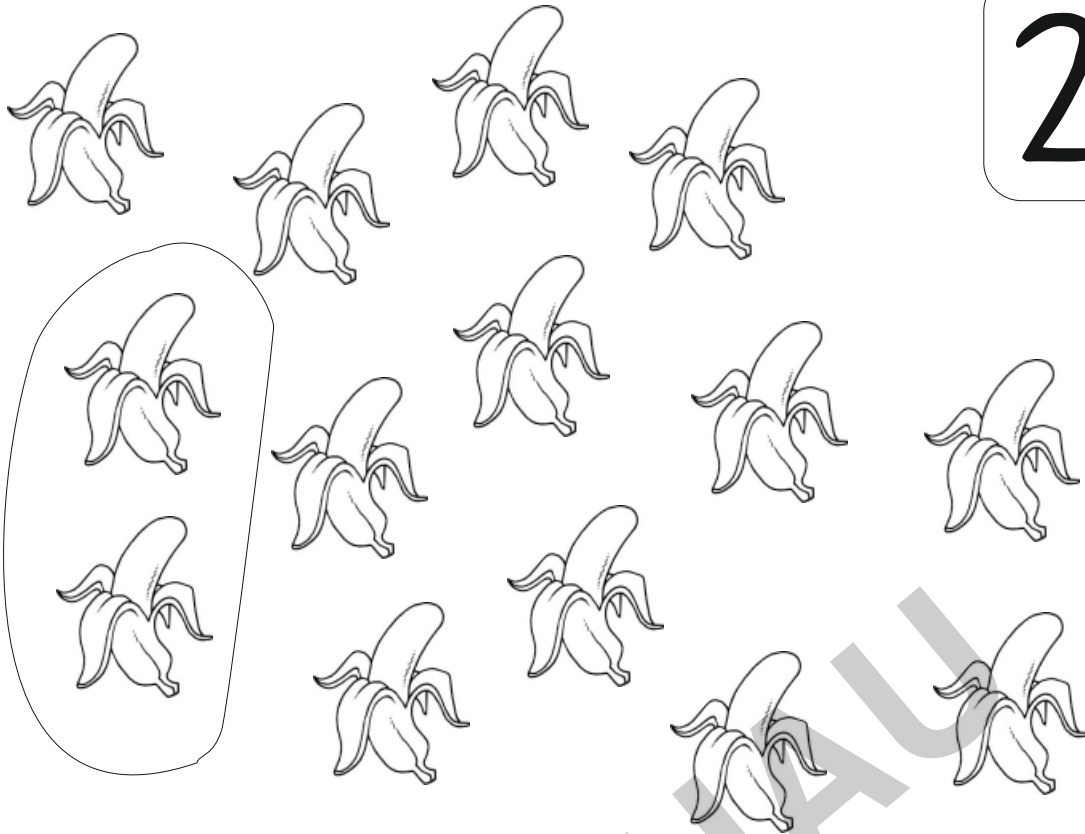


netzwerk  
lernen

zur Vollversion



2




3




Immer 2 und 3 Elemente einkreisen,

1




○	○	○	○	○
○	○	○	○	○

2

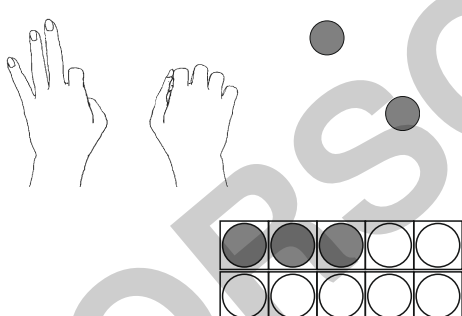


○	○	○	○	○
○	○	○	○	○

3



○	○	○	○	○
○	○	○	○	○



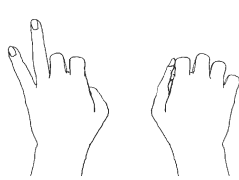
1

●	●	○	○	○
○	○	○	○	○

|

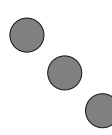
2

●















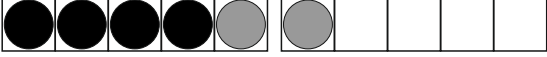
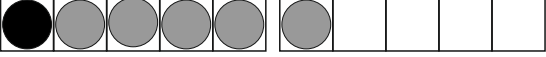
3

●	○	○	○	○
○	○	○	○	○



Mengenbilder zur 1, 2 und 3 zeichnen

Mengenbilder mit der Zahl verbinden oder in gut...

 <table border="1" data-bbox="469 181 624 331"> <tr><td>4</td></tr> <tr><td> </td><td> </td></tr> </table>	4			 <table border="1" data-bbox="1123 181 1278 331"> <tr><td>4</td></tr> <tr><td> </td><td> </td></tr> </table>	4		
4							
4							
 <table border="1" data-bbox="469 439 624 589"> <tr><td>4</td></tr> <tr><td> </td><td> </td></tr> </table>	4			 <table border="1" data-bbox="1123 439 1278 589"> <tr><td>4</td></tr> <tr><td> </td><td> </td></tr> </table>	4		
4							
4							
 <table border="1" data-bbox="469 696 624 846"> <tr><td>5</td></tr> <tr><td> </td><td> </td></tr> </table>	5			 <table border="1" data-bbox="1123 696 1278 846"> <tr><td>5</td></tr> <tr><td> </td><td> </td></tr> </table>	5		
5							
5							
 <table border="1" data-bbox="469 954 624 1104"> <tr><td>5</td></tr> <tr><td> </td><td> </td></tr> </table>	5			 <table border="1" data-bbox="1123 954 1278 1104"> <tr><td>5</td></tr> <tr><td> </td><td> </td></tr> </table>	5		
5							
5							
 <table border="1" data-bbox="469 1211 624 1361"> <tr><td>6</td></tr> <tr><td> </td><td> </td></tr> </table>	6			 <table border="1" data-bbox="1123 1211 1278 1361"> <tr><td>6</td></tr> <tr><td> </td><td> </td></tr> </table>	6		
6							
6							
 <table border="1" data-bbox="469 1469 624 1619"> <tr><td>6</td></tr> <tr><td> </td><td> </td></tr> </table>	6			 <table border="1" data-bbox="1123 1469 1278 1619"> <tr><td>6</td></tr> <tr><td> </td><td> </td></tr> </table>	6		
6							
6							
 <table border="1" data-bbox="469 1715 624 1865"> <tr><td>6</td></tr> <tr><td> </td><td> </td></tr> </table>	6			 <table border="1" data-bbox="1123 1715 1278 1865"> <tr><td>6</td></tr> <tr><td> </td><td> </td></tr> </table>	6		
6							
6							

Zahlzerlegungen der 4, 5 und 6 notieren



netzwerk  
lernen

zur Vollversion

© Matobe-Verlag - Bettina Rordorf

© Matobe-Verlag - Bettina Rordorf

© Matobe-Verlag - Bettina Rordorf

© Matobe-Verlag - Bettina Rordorf

© Matobe-Verlag - Bettina Rordorf

© Matobe-Verlag - Bettina Rordorf

© Matobe-Verlag - Bettina Rordorf



© Matobe-Verlag - Bettina Rordorf

© Matobe-Verlag - Bettina Rordorf

© Matobe-Verlag - Bettina Rordorf

© Matobe-Verlag - Bettina Rordorf

© Matobe-Verlag - Bettina Rordorf

© Matobe-Verlag - Bettina Rordorf

© Matobe-Verlag - Bettina Rordorf

