

# Download

Pete Oldham

## Englisch an Stationen SPEZIAL Textarbeit 7/8

Factual texts

Downloadauszug  
aus dem Originaltitel:



# Englisch an Stationen SPEZIAL Textarbeit 7/8

Factual texts

Dieser Download ist ein Auszug aus dem Originaltitel  
Englisch an Stationen Spezial Textarbeit 7-8

Übungsmaterial zu den Kernthemen der Bildungsstandards Klasse 7/8

Über diesen Link gelangen Sie zur entsprechenden Produktseite im Web.

<http://www.auer-verlag.de/go/dl6896>


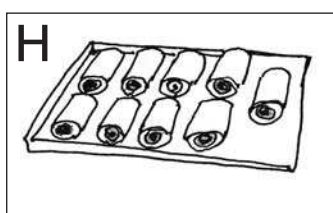
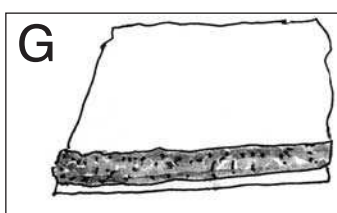

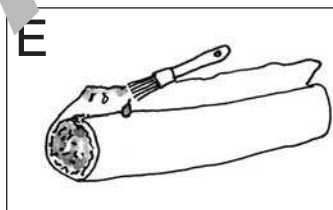
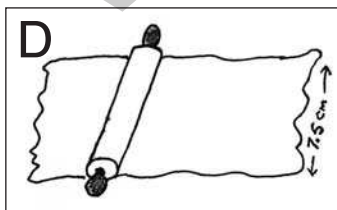
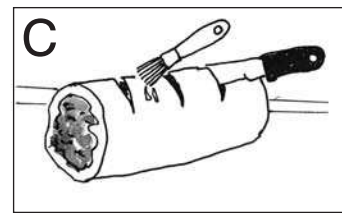
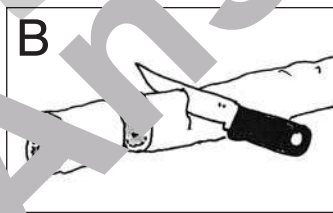
## A simple recipe

## Task 1

Match the illustrations (A–I) with the steps of the recipe (1–9).

Sausage Rolls

1. You need:  
200 g rough puff pastry  
200 g sausage meat
2. Roll out the pastry into a long strip about 7.5 cm wide.
3. Roll the sausage meat into a roll as long as the pastry strip. Place it on the edge of the pastry.
4. Roll up the pastry and the sausage meat.
5. Wet the end of the pastry with water or milk and seal it well.
6. Cut the long roll into smaller pieces about 7 cm long.
7. Place the pieces on a baking tray.
8. Brush each piece with beaten egg or milk and make three cuts on top.
9. Bake in a hot oven at 230 °C (Gas mark 8) for about 20 minutes. The sausage rolls should get golden brown.

1  2  3  4  5  6  7  8  9

## A simple recipe

The translation is mixed up. Put it into the correct order.

- A. Das Teigende mit Wasser oder Milch befeuchten und gut versiegeln.
- B. Jedes Stück mit verquirltem Ei oder Milch einpinseln und oben dreimal einschneiden.
- C. Den Teig zu einem langen Streifen, ca. 7,5 cm breit, ausrollen.
- D. In einem heißen Ofen bei 230°C (Gas Nummer 8) für ca. 20 Minuten backen. Die Wurströllchen sollten goldbraun sein.
- E. Die Stücke auf ein Backblech legen.
- F. Sie brauchen:  
200 g Blätterteig  
200 g Wurstbrät (oder gewürztes Hackfleisch)
- G. Das Wurstbrät zu einer Rolle formen, die so lange wie der Teigstreifen ist. Auf den Rand des Teiges legen.
- H. Die lange Rolle in kleinere Stücke, ca. 7 cm lang, schneiden.
- I. Teig und Wurstbrät aufrollen.

1  2  3  4  5  6  7  8

### Task 3

Use an English-German dictionary to complete the translations.  
(n) = noun, (v) = verb

1. strip (n) \_\_\_\_\_
2. strip (v) \_\_\_\_\_
3. place (n) \_\_\_\_\_
4. place (v) \_\_\_\_\_
5. seal (n) \_\_\_\_\_
6. seal (v) \_\_\_\_\_
7. cut (n) \_\_\_\_\_
8. cut (v) \_\_\_\_\_
9. brush (n) \_\_\_\_\_
10. brush (v) \_\_\_\_\_



# The story of Christmas

## Task 1

Choose a suitable heading from the box for each paragraph.

German roots

Christmas Dinner

A Dutch Christmas

The first Christmas

A Victorian Christmas

Christmas cards



1. \_\_\_\_\_  
 People in Europe have been celebrating Christmas since the year 354. This was when the Catholic Church chose 25<sup>th</sup> December as the date of Christ's birth. He wasn't really born then, but date was convenient because it was at the same time as many pagan festivals. But at that time Christmas wasn't a big or important day – it was just one holy day among many.



2. \_\_\_\_\_  
 It didn't become the big celebration that we know until nearly 2000 years later. Our modern idea of Christmas was started in Britain at the time of Queen Victoria and spread from there to other countries. It has even spread to countries which are not Christian. The Japanese and the Koreans have been enjoying the western idea of Christmas for only about thirty years. So exactly what is 'our' Christmas? Let's examine some of our familiar Christmas traditions.



3. \_\_\_\_\_  
 People in Germany have been bringing fir trees into their homes at Christmas since the 1600s. When German Prince Albert married Queen Victoria of Britain, he introduced this tradition into the Royal family. This was in 1840 and the British have been decorating their Christmas trees ever since.



4. \_\_\_\_\_  
 The British have been eating turkeys since 1526. That's when these birds were brought from America. But the tradition of a big meal of roast turkey on Christmas Day didn't become popular until around 1860. Edward VII, the son of Queen Victoria and Prince Albert, started this tradition.



5. \_\_\_\_\_  
 On 25<sup>th</sup> December, 1843 Sir Henry Cole sent printed cards to all his friends. These were the first Christmas cards and they were an immediate success, first in Britain, then in Europe and America and all over the world.



6. \_\_\_\_\_  
 Saint Nicholas was celebrated in early December in Germany and Holland. His name in Dutch was 'Sinter Klaas'. Many Dutch and German people went to America and around 1870 the figure of 'Santa Claus' appeared. He had a sack with presents for children. But he looked very different then. The idea of a jolly fat man in red clothes with a long white beard started with a Coca-Cola advertising campaign on Christmas, 1931. They also gave him transport – a sleigh which was pulled by reindeer!



# The story of Christmas

## Task 2

Tick (✓) the correct endings.

- Europeans have been celebrating Christmas for
  - less than a thousand years.
  - one thousand years.
  - more than a thousand years.
- Germans have been bringing trees into their homes at Christmas for about
  - three hundred years.
  - four hundred years.
  - five hundred years.
- The best translation of *convenient* (paragraph 1) in the text is
  - 'bequem'.
  - 'passend'.
  - 'willkommen'.
- The best translation of *pagan* (paragraph 2) in the text is
  - 'heidnisch'.
  - 'Nichtchrist'.
  - 'gottlos'.
- The best translation of *spread* (paragraph 2) in the text is
  - 'sich ausstrecken'.
  - 'sich ausbreiten'.
  - 'sich entfalten'.
- The best translation of *immediate* (paragraph 5) in the text is
  - 'angenehm'.
  - 'sofortig'.
  - 'direkt'.



## Task 3

Find the five examples in the text of the present perfect progressive.

The **present perfect progressive** is formed with **has/have been + -ing form** of the verb.


- \_\_\_\_\_
- \_\_\_\_\_
- \_\_\_\_\_
- \_\_\_\_\_
- \_\_\_\_\_



# The story of Christmas

## Task 4

The English equivalents of the German words are in the text (Task 1). Write the English meanings into the crossword puzzle.



### Across

- 1. Werbekampagne
- 4. Weihnachten
- 5. Gestalt
- 10. Geschenk
- 11. Schlitten
- 13. Vogel
- 16. Rentier
- 17. heidnisch
- 18. Erfolg
- 19. Tannenbaum
- 21. Truthahn, Pute
- 22. Tradition

### Down

- 2. Absatz
- 3. bedruckt
- 6. passend
- 7. fröhlich, lustig
- 8. Überschrift
- 9. anders
- 12. sofortig
- 14. wichtig
- 15. Bart
- 18. Sack
- 20. Mahlzeit, Essen

## Task 5

Write a summary of the text in German.



## Operating instructions

### Task 1

Read the operating instructions and say whether the statements below are true or false. Correct the false statements.

- Before using your equipment for the first time, charge the battery. The battery only attains full performance after several charging cycles.
- Please note that the surrounding temperature must not be less than 5°C and not more than 35°C.
- Use only the supplied charging station and power pack for charging.
- Remove the battery from the machine by pressing the two push-buttons situated under the handgrip of the tool.
- Check that the outer surfaces of the battery are clean and dry before inserting it into the charging station.
- Insert the battery into the charging station. Note the labelling with regard to polarity.
- Before using the adaptor for the first time, check whether the voltage specified on the rating plate conforms to the supply voltage of 230 V.
- Insert the adaptor in a 230 V outlet socket and the adaptor cable into the jack on the side of the charging station.
- The red LED lights on when the battery is being charged. The charging time of the rechargeable battery is about three to five hours.
- The green LED lights up when the charging process is completed. Pull the adaptor out of the outlet and remove the recharged battery from the charging station.
- WARNING! The charging process does not cut off automatically. Over-charging can damage the battery and the charging station.

1. The battery has more power after it has been charged three or four times.
2. The battery can be charged when the temperature is below 0°C.
3. The green LED shows that the battery is being charged.
4. The charging process stops automatically when the battery is full.

true	false

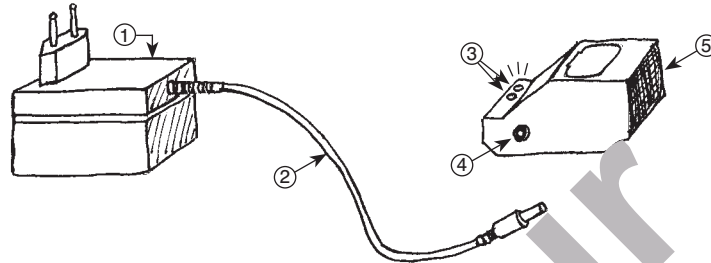
Corrections: \_\_\_\_\_



## Operating instructions

### Task 2

Produce a key to the illustration below. All the words you need are in the text.



Key:

- |          |          |
|----------|----------|
| 1. _____ | 2. _____ |
| 3. _____ | 4. _____ |
| 5. _____ |          |

### Task 3

Find the English equivalents in the text (Task 1) of the words in **bold**.

- Vor dem ersten Gebrauch der Maschine muss der **Akku** (1) aufgeladen werden. Der Akku erreicht erst nach mehrmaligen Ladevorgängen seine volle **Leistung** (2).
- Beachten Sie, dass die **Umgebungstemperatur** (3) nicht unter 5°C und nicht über 35°C liegen darf.
- Verwenden Sie zum **Aufladen** (4) nur das mitgelieferte Ladegerät mit dem zugehörigen Netzadapter.
- Nehmen Sie den Akku aus der Maschine, indem Sie die beiden **Druckknöpfe** (5) unterhalb des **Griffes** (6) drücken.
- Überprüfen Sie, dass die **Außenflächen** (7) des Akkus sauber und trocken sind, bevor Sie ihn in das **Ladegerät** (8) einsetzen.
- Prüfen Sie vor Inbetriebnahme des Adapters, ob die auf dem Typenschild angegebene **Spannung** (9) mit der Netzspannung 230 V übereinstimmt.
- Stecken Sie den Adapter in eine 230 V-Steckdose und das Adapterkabel in die seitliche **Buchse** (10) des Ladegeräts.

- |          |           |
|----------|-----------|
| 1. _____ | 2. _____  |
| 3. _____ | 4. _____  |
| 5. _____ | 6. _____  |
| 7. _____ | 8. _____  |
| 9. _____ | 10. _____ |

## Friends

## Task 1

These 'blogs' are from an international website for teenagers. What do the texts and their authors have in common?

I have five best friends. All of us are practically like sisters. When I need advice, someone to share my joys and sorrows with or someone to calm me down, I depend on the five of them (and vice versa). All of us are absolutely different from each other. But that does not keep us from being the 'greatest friends on earth' – opposites do attract, right? Whenever one of us starts crying, all of us are crying. When something good happens to either of us, we all start jumping with joy. Here is a short description of my friends.

Shalinee – only one word to describe Shalu: tomboy. All she wears is trousers and shirts, all she likes is sports and all she dreams of is becoming the captain of the Indian Women's Cricket Team. She's just not interested in clothes and make-up.

Yashu is what Shalu is not. She's totally into fashion. She sort of likes athletics and games, but wouldn't sacrifice a movie to watch an India-Australia cricket final. She, like me, loves reading books. All kinds of them – from mystery stories to magical adventures. But she's very down-to-earth (well, most of the time).

Tirumala or Tiru is quite thick-skinned. She doesn't get angry easily. That's good because even good friends sometimes say bad things we don't really mean.

Suha – no nicknames for her, because she is so short already. Suha is the emotional one of the group. Any sad talk, be ready with a tissue or prepare to witness the creation of River Suha.

Radhika – Radhi is kind of shy in public, but when the six of us are together, she is like the Miss-Know-It-All. But we don't mind, she does not show off or anything. And these are the greatest pals in the entire world.

*Debjani (14), Kolkata, India*

Everyone has friends, but you also have TRUE FRIENDS. You can tell anything to true friends and they will keep their mouth shut, but you have to watch what you tell other people.

*Megan (15), Prattville, USA*

Last year I was considered 'the new kid'. It all started when I was in third grade at Saint Theresa School where I felt totally at home. Then in the middle of the year my mom told me that I was supposed to move schools. I cried. I remember it like it was yesterday. Then when I finally got to my new school, I felt all alone except for my friend Emily, who had switched with me. I had a great year except for at recess. I felt like I had no friends. At the end of that year I decided to move back to my old school where I finally felt at home. I had all the friends a girl could want.

*Christy (14), Bangkok, Thailand*

In my old school we were a group of six girls and always together. But now when I look back, I find that this friendship of ours had many things lacking. We often quarreled and one of us was always angry with the others. We used to have secrets which we would tell some friends but not others. One of my friends was very intelligent and was always best in class and we were jealous of her. We used to say very hurtful things to one another when we were angry and that happened often. Now we all go to separate schools. None of us have ever made any attempt to meet again except for the one time I invited them to my place and each and every one of them found excuses not to come. Now we meet only by chance and we put on an act and pretend to be so very happy to see each other after such a long time.

*Lila (16), Mauritius City, Mauritius*

**Friends**

**Task 2**

Give your opinion. Which of the texts do you think is ...

- the most informative?      The text by \_\_\_\_\_
- the most interesting?      \_\_\_\_\_
- the saddest?      \_\_\_\_\_

**Task 3**

Answer the following wh-questions with names.

1. Who is thick-skinned? \_\_\_\_\_
2. Who is a tomboy? \_\_\_\_\_
3. Who is emotional? \_\_\_\_\_
4. Who is down-to-earth? \_\_\_\_\_
5. Who has lost her friends? \_\_\_\_\_
6. Who had to move to a new school? \_\_\_\_\_
7. Who is shy? \_\_\_\_\_
8. Who doesn't tell all her friends with her secret? \_\_\_\_\_

**Task 4**

Write at least five sentences about your best friend(s).

\_\_\_\_\_

\_\_\_\_\_

\_\_\_\_\_

\_\_\_\_\_

\_\_\_\_\_

\_\_\_\_\_

\_\_\_\_\_

\_\_\_\_\_

## A 'new' monkey

A new species of monkey has been discovered in the Mato Grosso, a remote area of the Brazilian Amazon. This monkey has light brown fur, white eyebrows, a bright ginger beard and a long red bushy tail. It was seen and filmed by scientists on an expedition to explore the biodiversity of the few remaining areas of untouched forest in an area threatened by illegal deforestation and gold mining.

The discovery was made by Julio Dalponte, who said it was living proof of the tremendous biodiversity of the area and the vital importance of conservation.

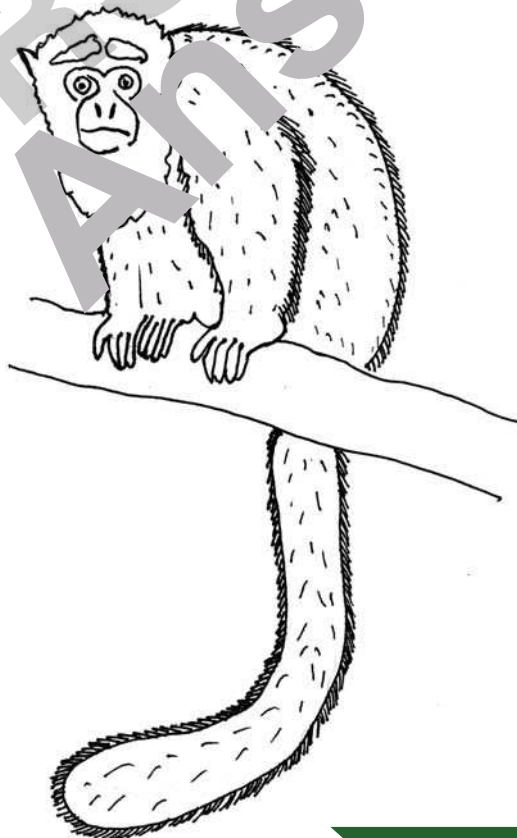
Previously unknown fish, plants and insects were also collected by the scientists of the expedition, which was funded by the World Wildlife Fund. These specimens are new to science and are now being studied and classified. "We have taken an important step towards gaining better knowledge of the fauna in the western Mato Grosso region, which is still a puzzle with many pieces missing," said Dalponte.

Besides the new species, the expedition scientists also recorded and observed 47 already known mammal species and several hundred different types of birds and fish.

A recent study of biodiversity estimates that we share our planet with about 8.7 million other species, of which only 10% are known. This means that about 90% of these species have not yet been discovered. These statistics are a graphic demonstration of our limited knowledge of the planet's biodiversity. Tens of thousands of species become extinct every year, many of them unknown. And this mass extinction is mainly due to the uncontrolled activities of humans.

### Task 1

Colour in the new species of monkey.



## A 'new' monkey

### Task 2

Read the following rule and make a list of all the passive forms in the text.

#### Active voice and passive voice

Example:

Active: Edison **invented** the first practical lightbulb.

Passive: The first practical lightbulb **was invented** by Edison.

We use a **form of be** and the **past participle** to form the passive voice, e.g. *is/are taken, is/are being made, was/were sold, has/have been repaired.*

The object of the active sentence becomes the subject of the passive sentence.

1. \_\_\_\_\_
2. \_\_\_\_\_
3. \_\_\_\_\_
4. \_\_\_\_\_
5. \_\_\_\_\_
6. \_\_\_\_\_
7. \_\_\_\_\_
8. \_\_\_\_\_
9. \_\_\_\_\_
10. \_\_\_\_\_



### Task 3

Fill in the German equivalent of the English nouns without using a dictionary.

VERB

NOUN

1. discover – *entdecken*

discovery – \_\_\_\_\_

2. explore – *erkunden*

exploration – \_\_\_\_\_

3. conserve – *schützen*

conservation – \_\_\_\_\_

4. collect – *sammeln*

collection – \_\_\_\_\_

5. observe – *beobachten*

observation – \_\_\_\_\_

6. know – *wissen, kennen*

knowledge – \_\_\_\_\_

**Task 1:**

- |             |          |             |             |
|-------------|----------|-------------|-------------|
| 7 eighteen  | 4 second | 3 half      | 1 seventeen |
| 8 nine      | 9 six    | 6 one-ninth | 2 three     |
| 5 one-third | 10 two   |             |             |

**Task 2:**

- |               |              |               |              |
|---------------|--------------|---------------|--------------|
| 1. seventeen  | 2. three     | 3. half       | 4. one-third |
| 5. one-ninth  | 6. eighteen  | 7. Half       | 8. eighteen  |
| 9. nine       | 10. third    | 11. eighteen  | 12. six      |
| 13. one-ninth | 14. eighteen | 15. two       | 16. Nine     |
| 17. six       | 18. two      | 19. seventeen |              |

**Task 1:**

- |      |      |      |      |
|------|------|------|------|
| 1. I | 2. D | 3. G | 4. A |
| 5. E | 6. B | 7. H |      |
| 9. F |      |      |      |

**Task 2:**

- 1 F 2 C 3 G 4 I 5 A 6 H 7 B

**Task 3:**

- |                                     |                              |
|-------------------------------------|------------------------------|
| 2. (sich) ausziehen, etwas anziehen | 3. Ort, Stelle               |
| 4. legen, stellen                   | 5. Siegel, Abdichtung, Robbe |
| 6. zukleben, abdichten, versiegeln  | 7. Schnitt                   |
| 8. schneiden                        | 8. Bürste, Pinsel            |
| 10. bürsten, pinseln                |                              |

**Task 1:**

- |                        |                          |                      |
|------------------------|--------------------------|----------------------|
| 1. The first Christmas | 2. A Victorian Christmas | 3. German roots      |
| 4. Christmas Dinner    | 5. Christmas cards       | 6. A Dutch Christmas |

**Task 2:**

- |      |      |      |      |
|------|------|------|------|
| 1. c | 2. b | 3. b | 4. a |
| 5. b | 6. b |      |      |

**Task 3:**

- |                          |                       |                       |
|--------------------------|-----------------------|-----------------------|
| 1. have been celebrating | 2. have been enjoying | 3. have been bringing |
| 4. have been decorating  | 5. have been eating   |                       |

**Task 4:**

**Across:**

- |                         |              |               |
|-------------------------|--------------|---------------|
| 1. advertising campaign | 4. Christmas | 5. figure     |
| 10. present             | 11. sleigh   | 13. ...       |
| 16. reindeer            | 17. pagan    | 18. success   |
| 19. fir tree            | 21. turkey   | 22. tradition |

**Down:**

- |               |               |               |
|---------------|---------------|---------------|
| 2. paragraph  | 3. printed    | 6. convenient |
| 7. jolly      | 8. heading    | 9. difference |
| 12. immediate | 14. important | 15. beard     |
| 18. sack      | 20. meal      |               |

**Task 5:**

Individual solutions

Muster zur Ansicht

### Station 3: Operating instructions

page 52/53

#### Task 1:

1. T
2. F: The temperature must be between 5°C and 35°C.
3. F: The green LED shows that the charging process has been completed.
4. F: The charging process doesn't stop automatically.

#### Task 2:

1. adaptor
2. adaptor cable
3. LED
4. jack
5. charging station

#### Task 3:

1. battery
2. performance
3. surrounding temperature
4. charging
5. push-buttons
6. handgrip
7. outer surfaces
8. charging station
9. voltage
10. jack

### Station 4: An interview

page 54–56

#### Task 1:

1. seven
2. twelve
3. Allison moved to the USA, gave up Snooker, and played Pool Billiards.
4. She wasn't earning enough money and was losing motivation.
5. Pool is becoming more popular worldwide, but in the USA its popularity is in decline.
6. Pool Billiards is now very popular in China.
7. Allison's first coach was Frank Coleman. She was sixteen.
8. It manages players and looks after their financial affairs. It also organizes events all over Asia.
9. In Pool Billiards, she is the only selector. Luck can also play in the USA.
10. Snooker depends on pool skill. Luck doesn't play a part.

#### Task 2:

Individual solutions

### Station 5: Friends

page 57/58

#### Task 1:

The texts all have the same theme: friends. All the authors are girls.

#### Task 2:

Individual solutions

#### Task 3:

1. Tirumala/Tiru
2. Shalinee/Shalu
3. Suha
4. Yashu
5. Lila
6. Christy
7. Radhika/Radhi
8. Megan

#### Task 4:

Individual solutions



**Task 1:**

The monkey has light brown fur, white eyebrows, a bright ginger beard and a red tail.

**Task 2:**

- |                              |                           |                 |
|------------------------------|---------------------------|-----------------|
| 1. has been discovered       | 2. was seen               | 3. (was) filmed |
| 4. was made                  | 5. were collected         | 6. was funded   |
| 7. are being studied         | 8. (are being) classified | 9. are known    |
| 10. have not been discovered |                           |                 |

**Task 3:**

- |               |                |           |
|---------------|----------------|-----------|
| 1. Entdeckung | 2. Erkundung   | 3. Schutz |
| 4. Sammlung   | 5. Beobachtung | 6. Wissen |

Muster zur  
Voranschau

## Impressum

© 2012 Auer Verlag  
AAP Lehrerfachverlage GmbH  
Alle Rechte vorbehalten.

Das Werk als Ganzes sowie in seinen Teilen unterliegt dem deutschen Urheberrecht. Der Erwerber des Werkes ist berechtigt, das Werk als Ganzes oder in seinen Teilen für den eigenen Gebrauch und den Einsatz im Unterricht zu nutzen. Die Nutzung ist nur für den genannten Zweck gestattet, nicht jedoch für einen weiteren kommerziellen Gebrauch, für die Weiterleitung an Dritte oder für die Veröffentlichung im Internet oder in Intranets. Eine über den genannten Zweck hinausgehende Nutzung bedarf in jedem Fall der vorherigen schriftlichen Zustimmung des Verlages.

Die AAP Lehrerfachverlage GmbH kann für die Inhalte externer Sites, die sie mittels eines Links oder sonstiger Hinweise erreichen, keine Verantwortung übernehmen. Ferner haftet die AAP Lehrerfachverlage GmbH nicht für direkte oder indirekte Schäden (inkl. entgangener Gewinne), die auf Informationen zurückgeführt werden können, die auf diesen externen Websites stehen.

Autor: Pete Oldham

Illustrationen: Stefanie Aufmuth, Corina Beurenmeister, Julia Flasche, Steffen Jähde, Stefan Leuchtenberg, Stefan Lohr, Denise Müller, Pete Oldham, Thorsten Trantow, Bettina Weyland