

DOWNLOAD

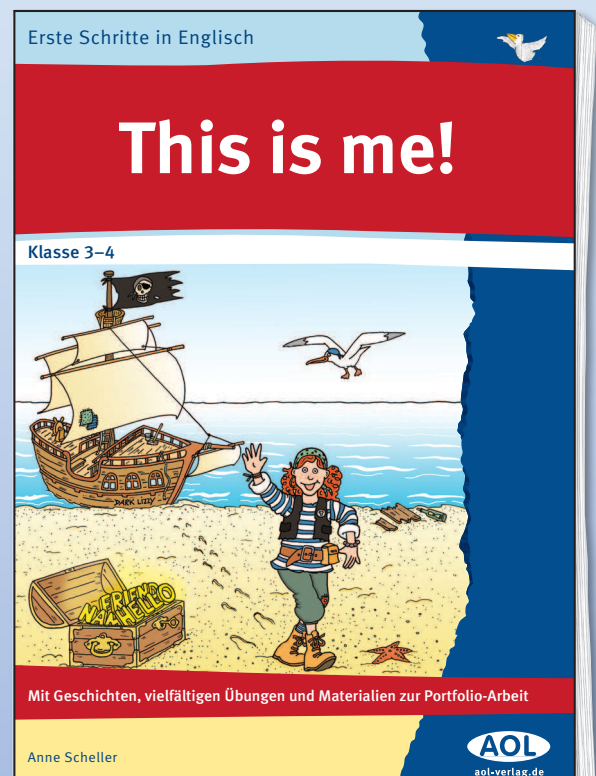


Anne Scheller

In the classroom

Erste Schritte in Englisch

Downloadauszug aus
dem Originaltitel:



In the classroom



PIRATES IN THE CLASSROOM

Luke and Lisa sail with Paula to Germany.

"This is Seedorf. This is my school," says Luke.

Luke, Lisa and Paula go into to the classroom of class 4b.

"Good morning, girls and boys!" says the teacher.

"What about me?" asks Paula.

"Good morning, girls, boys and pirates!" says the teacher.

Luke, Lisa, Paula the Pirate Queen and the class 4b answer: "Good morning, Mrs. Fischer!"

"Open your books on page 10, please. Read the story. Work with your neighbour. Tell him about pirates and ships."

The children read and talk. But Paula says, "Please, Mrs. Fischer, everything in this story is wrong! I am a pirate! I know about ships. Can I tell you?"

"Come to the front, please."

"I have an idea," says Paula. "I tell you my story about ships and pirates. You play everything that I say!"

So Paula tells her story. Luke, Lisa and the class 4b play the "ffffff" of the wind, the "slush, slush" of the water and the "flap, flap" of the sails. They carry heavy treasure boxes. They dig holes in the sand and hide their treasure boxes. They jump from their ships and swim in the sea.

All the children and the teacher laugh. This is a great lesson! "Homework!" says Paula. "Draw a map. Or you will never find your treasure boxes again."



Words to learn:


school	die Schule
classroom	der Klassenraum
teacher	der Lehrer, die Lehrerin
answer	antworten
Open your books on page ...	Öffnet eure Bücher auf Seite ...
story	die Geschichte
Work with your neighbour.	Arbeite mit deinem Nachbarn zusammen.
tell	erzählen
talk	reden, sprechen
wrong	falsch
Come to the front, please!	Komm bitte nach vorne!
play	spielen
carry	tragen

laugh	lachen
great	großartig
lesson	die Unterrichtsstunde
homework	die Hausaufgabe
draw	malen


Other new words:

sail	segeln, das Segel
What about me?	Was ist mit mir?
heavy	schwer
dig	graben
hole	das Loch
hide	verstecken
jump	springen
map	die (Schatz-)Karte
you will never find ... again	ihr werdet ... nie wieder finden

In the classroom



Mrs. Pirate Queen, the teacher

- 1 Paula is the teacher. What do the pupils say?
Colour in the correct speech bubble. 



Good morning, boys and girls!

Hi, Paula.

Goodbye!

Good morning,
Mrs. Pirate Queen.



- 2 Paula speaks the pirate language.
Write down her sentence in English.


Opne yruo bkoos no paeg 11, lpeesaa!



- 3 At the end of the lesson, Paula gives the pupils homework.

What is the homework? _____


- 4 Draw a treasure map. What do you want to hide? And where?



Goodbye, children!
See you next lesson!




In the classroom



In the classroom

1 Draw a line from the pictures to the correct words. 




- a book
- a felt-tip
- a blackboard
- a ruler
- a rubber
- a crayon
- a pen
- a biro
- a schoolbag
- a teacher
- a pencil case
- a sharpener

2 The sea monster ate four things from the classroom. Find them!

ate = aß
(von: essen)



In the classroom




The storm

- 1 Paula's pirate ship is in a terrible storm.
 The words in Paula's treasure box are mixed up. Help Paula to find them!
 The words are from left to right → and from top to bottom ↓ in the treasure box. Mark them with a coloured pencil.



Where are my words?

pencil sharpener schoolbag book
 board pen rubber ruler
 crayon



- 2 The waves washed some things from the ship.
 Complete the pictures. Write the English words on the lines.

_____	_____	_____
_____	_____	_____

In the classroom



The teacher-pupil-game

1 Play with your neighbour. One of you is the teacher, one is the pupil.

In every game, the teacher says three sentences.
Then he/she is the pupil and the other child is the teacher.

Game 1: The teacher says a sentence. The pupil does what he is told.
Teacher: "Open your book!" – Pupil opens his book.

Game 2: The teacher says a sentence. But he makes no noise,
he only moves his lips! The pupil does what he is "told".

Game 3: The teacher says a sentence in German.
The pupil says the correct English sentence.

For every correct action, the pupil colours in a pirate coin.
Collect your treasure!

You can say these sentences:

Can you think of more sentences?

Open your book!

Open your pencil case!

Take out your pen!

Show me your felt-tips!


Put your book away!

Put your hand up, please!

Stand up, please!



In the classroom




Pen and pencil, ruler, book


1 Read the text of the song. Put all the things from the song on your table.

2 Say the words together. Lift the correct things.
Point at the blackboard.



3 Sing the song. Sing it more and more quickly.
Don't forget to lift the correct things!






Schreibe auf: Das fand ich in der Geschichte PIRATES IN THE CLASSROOM besonders lustig

Kreuze an: Ich kenne diese Dinge auf Englisch

- | | | |
|---------------------------------|-----------------------------------|--------------------------------------|
| <input type="checkbox"/> Lineal | <input type="checkbox"/> Radierer | <input type="checkbox"/> Füller |
| <input type="checkbox"/> Kreide | <input type="checkbox"/> Buch | <input type="checkbox"/> Schultasche |

Schreibe auf: Ich kann die englischen Wörter auch schreiben

**Male und schreibe in die Piratenschatzkiste:
Meine Lieblingswörter und -sätze aus „PIRATES IN THE CLASSROOM“**



Kreuze an: Das gefällt mir besonders beim Englischlernen

- | | | |
|---|--|--|
| <input type="checkbox"/> Geschichten | <input type="checkbox"/> Spiele und Rätsel | <input type="checkbox"/> etwas über andere Länder erfahren |
| <input type="checkbox"/> Lieder | <input type="checkbox"/> Schreiben | <input type="checkbox"/> Aufgaben lösen |
| <input type="checkbox"/> Reime und Gedichte | | <input type="checkbox"/> Sprechen und Zuhören |



Male Smileys: Ich verstehe auf Englisch ...

- Das verstehe ich prima.
- Das verstehe ich einigermaßen.
- Das verstehe ich noch nicht.

Datum: _____ Datum: _____

... wenn ich mein Buch öffnen soll.

... wenn ich zur Tafel gehen soll.

... wenn ich mit meinem Nachbarn arbeiten soll.

... wenn ich meine Hausaufgaben zeigen soll.



Kreuze an: Ich kann auf Englisch lesen ...

Datum: _____ Datum: _____

... die Aufgaben, wenn ich alle Wörter kenne.

... die Aufgaben, auch wenn fremde Wörter darin vorkommen.

... eine Geschichte, wenn ich alle Wörter kenne.

... eine Geschichte, auch wenn fremde Wörter darin vorkommen.

Schreibe auf Englisch auf: Das ist in meiner Schultasche





In the classroom

Mrs. Pirate Queen, the teacher

1. Good morning, Mrs. Pirate Queen.
2. **Open your books on page 11, please!**
3. **Draw a map.**

In the classroom

2. MOUTH **PEN** EAT **PENCIL** DELICIOUS **FELT** TIP OF MY TONGUE **BIRO** YUM

The storm

1.

S	H	A	R	P	E	N	E	R	E
C	A	P	F	E	R	E	I	U	B
H	N	P	E	N	C	I	L	L	O
O	X	I	C	Y	N	O	M	E	O
O	R	T	C	O	O	N	Q	U	K
L	A	M	R	U	B	B	E	R	Y
B	K	L	A	N	K	I	P	U	M
A	Y	X	Y	M	E	N	D	L	D
G	B	B	O	A	R	D	O	E	E
F	A	N	N	E	R	U	I	R	I

2. **book – rubber – sharpener – ruler – schoolbag/bag – felt-tip**