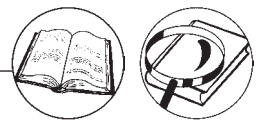


# Inhalt

Vorwort

Seite 4

Text	Klasse	Wörter	Textsorte	Seite
Too late!	5	67	anecdote	5
A big catch!	5	95	report / anecdote	6
Oliver	5	626	anecdote	7
A super trick!	5	283	newspaper article	11
A strange delivery	5	126	anecdote	13
The turtle and the raven	5	175	fable	15
Gentle whirlwinds	6	150	factual report	16
The grumpy imp	6	233	fiction / fantasy	18
Bellerophon and the Chimera	6	324	Greek myth	20
Buried treasure	6	339	factual report	22
While I live	6	385	film review	24
The beast	6	408	German legend / satire	26
A risky internship!	6	412	newspaper article	28
Sing a song of sixpence	7	95	nursery rhyme	32
Young Robin	7	450	English legend	35
The powder monkey	7	541	historical fiction	37
Solveig and the goat	7	771	historical fiction	40
The McFayes won't move!	7	847	fiction / fantasy	44
Intelligent paint	7	918	science fiction	48
Robin Hood meets Marian	7	995	English legend	53



# Oliver, part 1

Before she goes into her classroom, Leela Rao opens her schoolbag and looks inside. There's a cardboard box there with straw in it. A small white head looks back up at her. It's Oliver, her pet rat and he looks happy in his warm nest. At lunchtime she wants to show Oliver to her friends in the school pet club.

5 "What's in the bag? Have you got some nice chapatis (*dünnere Fladen aus Weizenmehl*) for your lunch in there?"

Leela turns around. Oh no, it's Billy Kendrick. He's a really nasty bully. His silly friends are with him, too. Billy pulls Leela's schoolbag out of her hands.

"Let's see what you've got in here."

10 When Leela tries to pull her open schoolbag away from Billy, everything inside falls out onto the floor. Billy throws his schoolbag onto the floor and pushes Leela and she falls down.

"Stop that! See me after the lesson, Billy. Now go inside and sit down."

15 It's Mrs Czernak, the maths teacher.

"Billy Kendrick is a terrible bully. Do you have a problem with him? We can talk about it."

"Thank you, Mrs Czernak, but I'm alright. I'm not frightened of Billy Kendrick."

20 She is, but she doesn't think the teachers can help and she doesn't want to make Billy angry.

Leela puts all her things back into her schoolbag. She picks up the cardboard box. It's OK and the straw is still in it – but Oliver isn't! She looks around, but she can't see Oliver. He isn't in the corridor. He must be in the classroom.

25 "Have you got everything now, Leela? Come on, let's go inside."

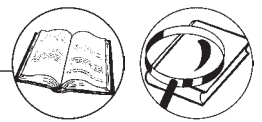
Leela goes into the classroom and sits down at her desk. She looks around the classroom. Where is Oliver? She can't see him anywhere. Leela puts her head in her hands and cries quietly. What a terrible day!



1. Answer the following questions about the text.

- a) What is Oliver? .....
- b) What is Billy Kendrick? .....
- c) Who is Mrs Czernak? .....
- d) Why doesn't Leela tell her teacher that she's frightened of Billy Kendrick?  
.....  
.....
- e) Why does Leela cry? .....





## Oliver, part 2

“Aaaagh! Get it off me!”

Billy Kendrick is jumping around and shouting. He looks very frightened.



“A rat! A rat! It’s in my trousers! Help! Get it off me!”

30 The front of his trousers is wet. His chair is wet and the floor under his chair is wet, too.

“Eek! That stinks!”

The boy in the desk next to Billy holds his nose. The girl behind Billy points to Billy’s trousers.

“Look! Billy Kendrick’s trousers are wet and he smells!”

Now everybody is looking at Billy and laughing. Mrs Czernak isn’t laughing.

35 “I want everyone to sit down now and be quiet.”

She walks over to Billy. “I can’t see a rat. Can anyone here see a rat?”

“No, Mrs Czernak!”

Mrs Czernak looks at Billy. He often disturbs her lessons and she’s angry.

“I think this is just another one of your nasty tricks, Billy – and this is too much!”

40 She takes Billy’s arm.

“Now come with me to the office. You can tell the head teacher about your nasty trick and see if she thinks it’s funny.”

Mrs Czernak takes Billy to the door of the classroom. She turns around and looks at the class before she goes.

45 “Turn to page 48 in your maths book and do the exercises one and two. And I want you all to be very quiet until I come back.”

“Yes, Mrs Czernak.”

Everybody in the class is very quiet until they hear the door at the end of the corridor close. Then everybody starts talking and laughing. Nobody likes Billy

50 Kendrick. Even his friends are laughing. Leela feels something on her foot and looks down. It’s Oliver! He’s safe. Now she is very happy. She looks around. Nobody is watching her. She picks Oliver up and kisses him on the head.

“Thank you, Oliver.”

Then she quickly puts him back into his box inside her school bag. What a wonderful day!



5. Complete these sentences.

a) Billy Kendrick looks frightened because .....

b) The pupils in the class are laughing because .....

c) Mrs Czernak is angry with Billy because .....

d) Leela Rao is happy because .....



6. Find the opposites of these words in part 2 of the text.

- |                |                |
|----------------|----------------|
| a) on .....    | e) noisy ..... |
| b) dry .....   | f) open .....  |
| c) above ..... | g) up .....    |
| d) front ..... | h) sad .....   |



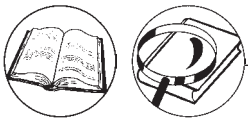
7. Find the following words in both parts of the text and then underline or highlight the German translation that you think is best. Check your answers with a partner.

**Part 1:**

- |                   |  |
|-------------------|--|
| a) to look inside | ( <i>hereinschauen · hineinschauen · umschauen</i> ) |
| b) cardboard box  | ( <i>Pappkarton · Pappschachtel · Faltkarton</i> )   |
| c) straw          | ( <i>Stroh · Trinkhalm · Streu</i> )                 |
| d) lunchtime      | ( <i>Brotzeit · Mittagspause · Mittag</i> )          |
| e) silly          | ( <i>Dummerchen · albern · schwachsinnig</i> )       |
| f) corridor       | ( <i>Zwischengang · Seitengang · Flur</i> )          |
| g) (not) anywhere | ( <i>überall · irgendwo · nirgendwo</i> )            |
| h) quietly        | ( <i>leise · friedlich · schweigend</i> )            |

**Part 2:**

- |               |  |
|---------------|--|
| i) wet        | ( <i>regnerisch · nass · schmutzig</i> )       |
| j) floor      | ( <i>Etage · Flur · Fußboden</i> )             |
| k) to point   | ( <i>zeigen · Punkt · Spitze</i> )             |
| l) to disturb | ( <i>beunruhigen · belästigen · stören</i> )   |
| m) nasty      | ( <i>fies · eklig · hässlich</i> )             |
| n) much       | ( <i>sehr · viel · mehr</i> )                  |
| o) to close   | ( <i>annähern · zumachen · schließen</i> )     |
| p) safe       | ( <i>zuverlässig · sicher · ungefährlich</i> ) |



## Sing a song of sixpence

Sing a song of sixpence,  
A pocket full of rye.  
Four and twenty blackbirds,  
Baked in a pie.

- 5 When the pie was opened,  
The birds began to sing;  
Wasn't that a dainty (*lecker*) dish,  
To set before the king?

- The king was in his counting house,  
10 Counting out his money;  
The queen was in the parlour (*Stube*),  
Eating bread and honey.

- The maid (*Magd*) was in the garden,  
Hanging out the clothes,  
15 When down came a blackbird  
And pecked off her nose.

- There was such a commotion (*Aufruhr*),  
That little Jenny wren  
Flew down into the garden,  
20 And put it back again.


### Nursery rhymes

A nursery rhyme is a traditional poem or song for young children. Most of these rhymes are very old.



1. These pictures show a word from the text. Write the word under the picture.

a)



b)



c)



d)



2. What do the words from task 1 mean in German? Write the German words under the English words in task 1 and check your results with a partner.



3. Put these six pictures into the correct order.

A



C



E



B



D



F



The correct order for the pictures is:

1. .... 2. .... 3. .... 4. .... 5. .... 6. ....



4. Answer the following questions about the rhyme with full sentences.

a) How many blackbirds are in the pie?

.....

b) Who is the pie for?

.....

c) Where is the queen and what is she doing?

.....

d) What is the maid doing?

.....

e) What happens to the maid?

.....

f) Why does the wren put the maid's nose back again?

.....



5. Look at the pictures and find the English and German names for these birds in the boxes below.



.....  
.....



.....  
.....

budgie    crow    duck    eagle    cook  
owl    parrot    peacock    seagull    swan

Adler    Ente    Hahn    Eule    Krähe  
Möwe    Papagei    Pfau    Wellensittich  
Schwan



6. Read the following definitions and fill in the missing words from the box below.

cereal    comfortable    feathers    noise    office    plate    songbird

- a) Blackbirds are very common birds in Europe and North America. They get their name from their black .....
- b) Rye is a ..... plant that grows in poor soil (*Boden*) and low temperatures.
- c) The word dish has two main meanings. It can be either a ..... for food or the food that goes on it.
- d) A counting house is an old-fashioned word for an .....
- e) A parlour was a special room in a castle. There was a warm fire and ..... chairs.
- f) A commotion is when people are excited and they all make lots of .....
- g) A wren is a small ..... In the past, people called the hen "Jenny".

ete Oldham: Fantastisch gut lesen – Englisch Klasse 5–7  
© Auer Verlag – AAP Lehrfachverlage GmbH, Augsburg