



Name: _____

Klasse: _____

Datum: _____

1 = 69 - 4

2 = 85 - 3

3 = 68 - 5

4 = 37 - 7

5 = 59 - 8

6 = 76 - 2

7 = 46 - 1

8 = 65 - 5

9 = 96 - 4

10 = 87 - 3

11 = 58 - 4

12 = 78 - 5

13 = 24 - 2

14 = 45 - 4

15 = 89 - 8

16 = 46 - 3

17 = 38 - 6

18 = 77 - 7

19 = 95 - 2

20 = 24 - 4

21 = 57 - 2

Es entsteht ein Kontrollbild, wenn du die Lösungszahlen der Reihe nach verbindest!

Findest du die Schlange?





Name: _____

Klasse: _____

Datum: _____

Wo sind die Vögel?

+	2
43	
91	
54	
26	
87	
35	
66	

-	3
44	
35	
18	
97	
58	
45	
86	

Male die Lösungsfelder farbig aus!

+	4
42	
75	
54	
93	
31	
82	
63	

4



netzwerk
lernen

zur Vollversion



Name:

Klasse:

Datum:

Drei Fische

-	2
65	
36	
84	
27	
55	
93	
48	



+	3
82	
44	
56	
92	
14	
35	
46	

-	4
69	
88	
36	
97	
55	
76	
48	

Male die Lösungsfelder farbig aus!

www.netzwerk-lernen.de

5



netzwerk
lernen

zur Vollversion




Name: _____


Klasse: _____

Datum: _____

Eine Ritterburg



1	85+	6-	<input type="checkbox"/>
2	25+	6=	<input type="checkbox"/>
3	58+	7-	<input type="checkbox"/>
4	48+	9-	<input type="checkbox"/>
5	69+	7-	<input type="checkbox"/>
6	64+	2-	<input type="checkbox"/>
7	48+	5-	<input type="checkbox"/>
8	76+	6-	<input type="checkbox"/>
9	87+	3-	<input type="checkbox"/>
10	29+	7-	<input type="checkbox"/>
11	89+	8-	<input type="checkbox"/>
12	48+	5-	<input type="checkbox"/>
13	36+	5-	<input type="checkbox"/>
14	87+	8-	<input type="checkbox"/>
15	59+	8-	<input type="checkbox"/>
16	78+	6-	<input type="checkbox"/>
17	67+	3-	<input type="checkbox"/>
18	26+	5-	<input type="checkbox"/>
19	58+	7-	<input type="checkbox"/>
20	49+	8-	<input type="checkbox"/>
21	36+	3-	<input type="checkbox"/>
22	79+	7-	<input type="checkbox"/>



Rechne in Pfeilrichtung!
Verbinde dann die Lösungszahlen von Aufgabe ① bis ②②!

www.netzwerk-lernen.d

6



netzwerk
lernen


zur Vollversion



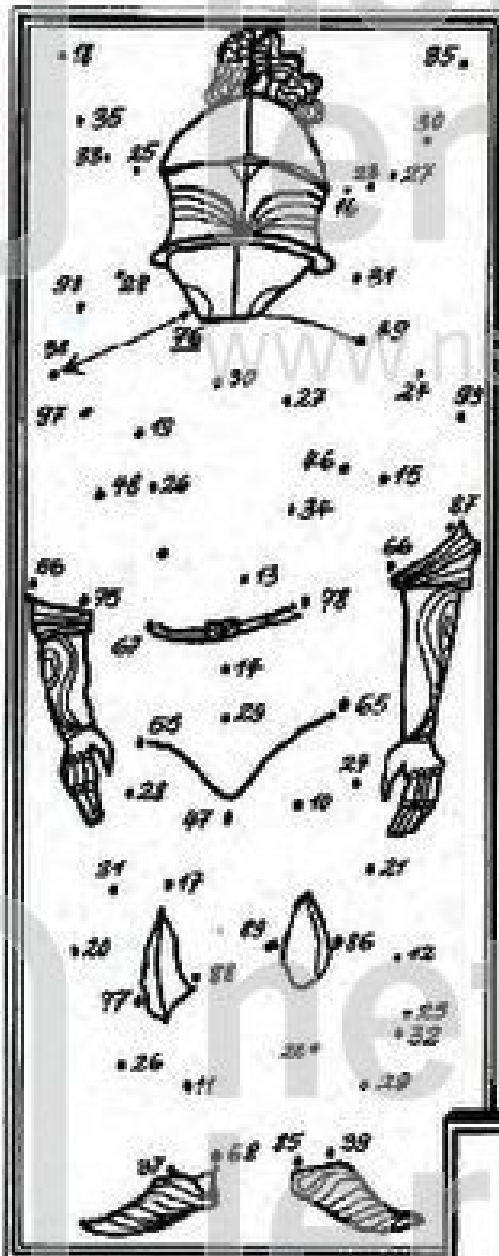
Name:

Klasse:

Datum:



Ritter Kunibert



1	45-	6 =	<input type="checkbox"/>
2	82-	7 =	<input type="checkbox"/>
3	64-	8 =	<input type="checkbox"/>
4	71-	6 =	<input type="checkbox"/>
5	62-	3 =	<input type="checkbox"/>
6	81-	4 =	<input type="checkbox"/>
7	51-	7 =	<input type="checkbox"/>
8	42-	8 =	<input type="checkbox"/>
9	72-	5 =	<input type="checkbox"/>
10	95-	4 =	<input type="checkbox"/>
11	85-	7 =	<input type="checkbox"/>
12	52-	5 =	<input type="checkbox"/>
13	93-	3 =	<input type="checkbox"/>
14	45-	8 =	<input type="checkbox"/>
15	94-	6 =	<input type="checkbox"/>
16	92-	8 =	<input type="checkbox"/>
17	83-	7 =	<input type="checkbox"/>
18	72-	5 =	<input type="checkbox"/>
19	91-	7 =	<input type="checkbox"/>
20	53-	9 =	<input type="checkbox"/>
21	75-	4 =	<input type="checkbox"/>
22	51-	2 =	<input type="checkbox"/>



Rechne in Pfeilrichtung!
Verbinde dann die Lösungszahlen von Aufgabe 1 bis 22

www.netzwerk-lernen.d

© Michael Jung, Braunschweig 2011




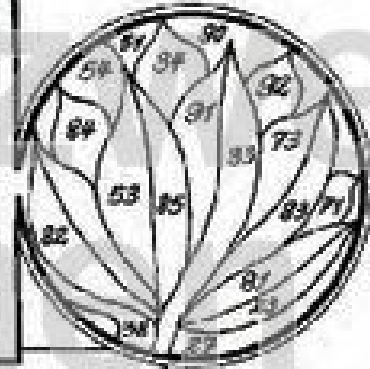
Name: _____

Klasse: _____

Datum: _____

Wo blühen die Blumen?

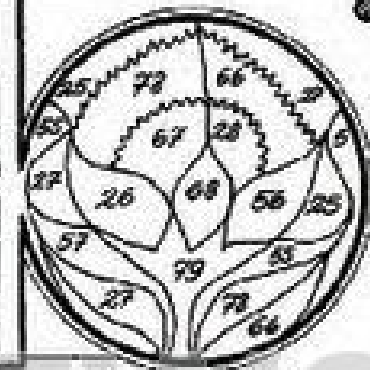
$28 + 5 =$	<input type="text"/>
$47 + 6 =$	<input type="text"/>
$74 + 9 =$	<input type="text"/>
$79 + 6 =$	<input type="text"/>
$86 + 5 =$	<input type="text"/>
$69 + 4 =$	<input type="text"/>



<input type="text"/>	$= 42 - 6$
<input type="text"/>	$= 61 - 7$
<input type="text"/>	$= 93 - 5$
<input type="text"/>	$= 55 - 7$
<input type="text"/>	$= 72 - 7$
<input type="text"/>	$= 71 - 5$



$85 - 6 =$	<input type="text"/>
$72 - 5 =$	<input type="text"/>
$31 - 5 =$	<input type="text"/>
$63 - 7 =$	<input type="text"/>
$36 - 8 =$	<input type="text"/>
$74 - 6 =$	<input type="text"/>



<input type="text"/>	$= 68 + 8$
<input type="text"/>	$= 85 + 7$
<input type="text"/>	$= 66 + 5$
<input type="text"/>	$= 48 + 3$
<input type="text"/>	$= 39 + 7$
<input type="text"/>	$= 26 + 9$

Male alle
Lösungsfelder
farbig aus!

www.netzwerk-lernen.d

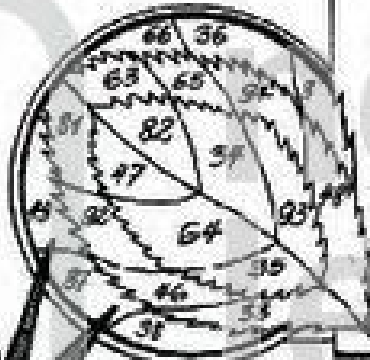


Name: _____

Klasse: _____

Datum: _____

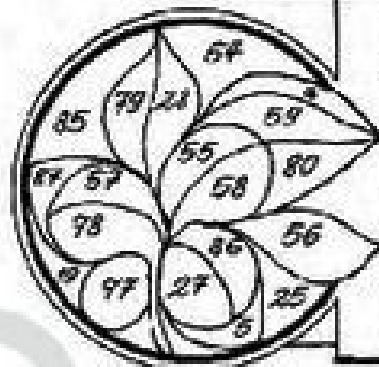
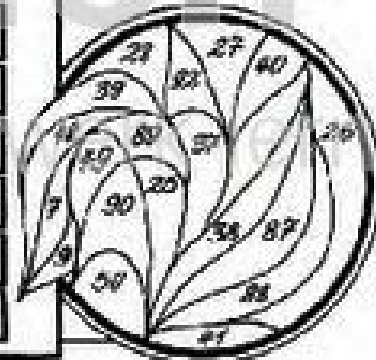
Allerlei Blätter



<input type="text"/>	=	58 + 6
<input type="text"/>	=	77 + 5
<input type="text"/>	=	86 + 7
<input type="text"/>	=	39 + 8
<input type="text"/>	=	28 + 7
<input type="text"/>	=	29 + 5

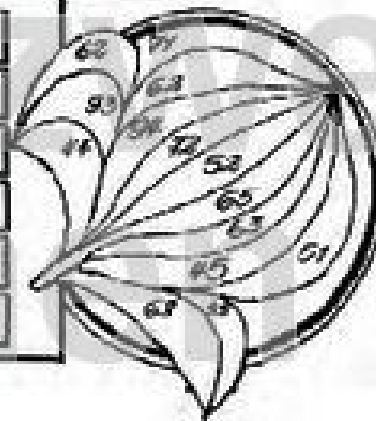


56 - 7 =	<input type="text"/>
42 - 4 =	<input type="text"/>
92 - 3 =	<input type="text"/>
93 - 6 =	<input type="text"/>
31 - 6 =	<input type="text"/>
42 - 5 =	<input type="text"/>



<input type="text"/>	=	84 - 6
<input type="text"/>	=	35 - 8
<input type="text"/>	=	65 - 7
<input type="text"/>	=	61 - 4
<input type="text"/>	=	92 - 6
<input type="text"/>	=	63 - 8

57 + 8 =	<input type="text"/>
88 + 6 =	<input type="text"/>
38 + 7 =	<input type="text"/>
67 + 5 =	<input type="text"/>
58 + 5 =	<input type="text"/>
49 + 3 =	<input type="text"/>



Male alle Lösungsfelder farbig aus!

www.netzwerk-lernen.d



Name: _____

Klasse: _____

Datum: _____

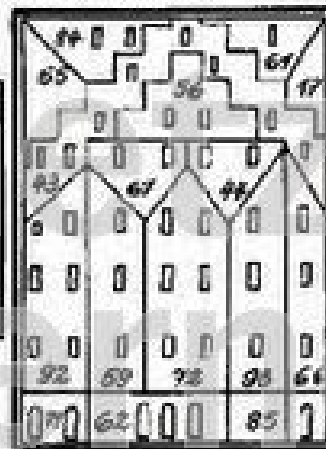
Wo möchtest du wohnen?

$$46 + 10 = \square$$

$$52 + 10 = \square$$

$$34 + 10 = \square$$

$$49 + 10 = \square$$

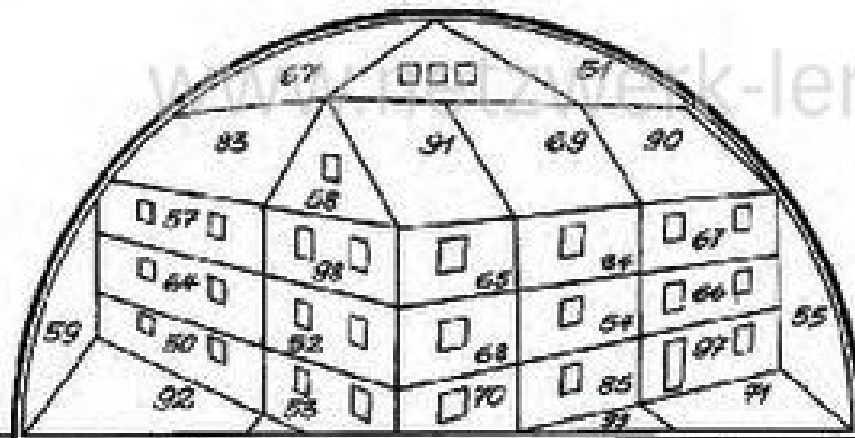


$$83 + 10 = \square$$

$$57 + 10 = \square$$

$$62 + 10 = \square$$

$$75 + 10 = \square$$



$$49 + 20 = \square$$

$$32 + 20 = \square$$

$$64 + 20 = \square$$

$$71 + 20 = \square$$

$$38 + 20 = \square$$

$$45 + 20 = \square$$

$$34 + 20 = \square$$

$$48 + 20 = \square$$

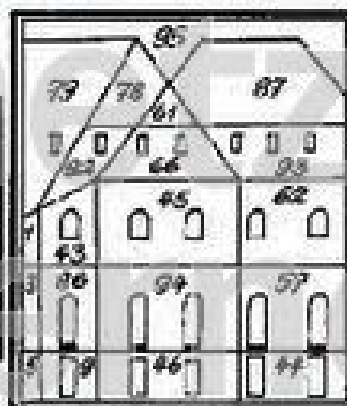
$$78 + 20 = \square$$

$$48 + 30 = \square$$

$$26 + 60 = \square$$

$$74 + 20 = \square$$

$$21 + 40 = \square$$



$$35 + 10 = \square$$

$$15 + 50 = \square$$

$$13 + 30 = \square$$

$$32 + 60 = \square$$

Male die Felder mit den Lösungszahlen farbig aus!

www.netzwerk-lernen.d

10



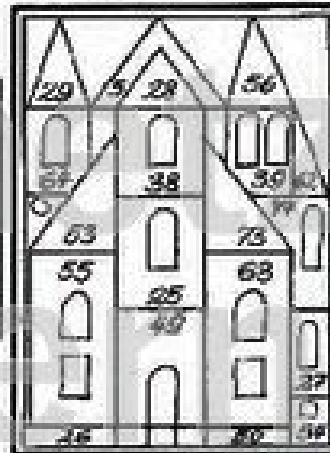
Name: _____

Klasse: _____

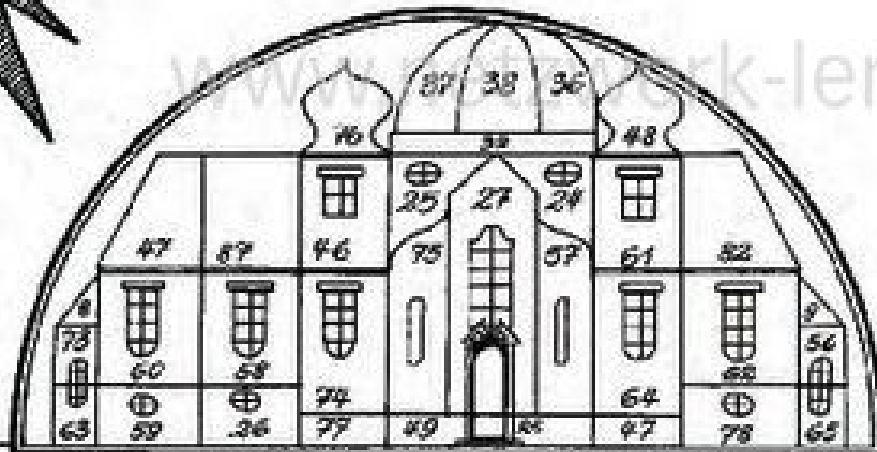
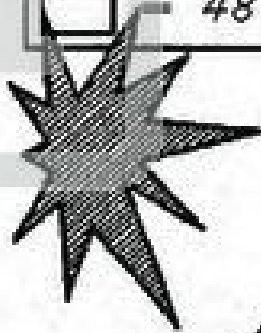
Datum: _____

Welche Kirche gefällt dir am besten?

<input type="checkbox"/>	=	38	-	10
<input type="checkbox"/>	=	65	-	10
<input type="checkbox"/>	=	73	-	10
<input type="checkbox"/>	=	48	-	10



<input type="checkbox"/>	=	83	-	10
<input type="checkbox"/>	=	35	-	10
<input type="checkbox"/>	=	59	-	10
<input type="checkbox"/>	=	63	-	10

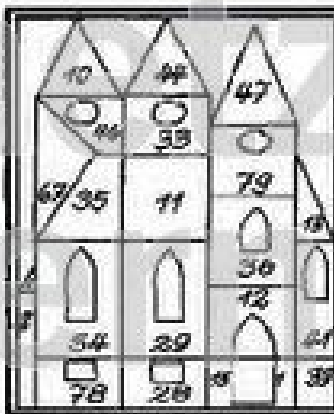


<input type="checkbox"/>	=	96	-	20
<input type="checkbox"/>	=	68	-	20
<input type="checkbox"/>	=	95	-	20

<input type="checkbox"/>	=	66	-	20
<input type="checkbox"/>	=	94	-	20
<input type="checkbox"/>	=	84	-	20

<input type="checkbox"/>	=	81	-	20
<input type="checkbox"/>	=	77	-	20
<input type="checkbox"/>	=	47	-	20

<input type="checkbox"/>	=	75	-	40
<input type="checkbox"/>	=	71	-	60
<input type="checkbox"/>	=	77	-	30
<input type="checkbox"/>	=	44	-	10



<input type="checkbox"/>	=	99	-	20
<input type="checkbox"/>	=	69	-	40
<input type="checkbox"/>	=	66	-	30
<input type="checkbox"/>	=	62	-	50

Male die Felder mit den Lösungszahlen farbig aus!

www.netzwerk-lernen.d



Name: _____

Klasse: _____

Datum: _____

Was ist das für ein Baum?

① $23+20=$ ⑭ $26+50=$ ⑲ $55-30=$
 ② $57-30=$ ⑮ $18+40=$
 ③ $69+20=$ ⑯ $72-10=$
 ④ $88-40=$ ⑰ $39+30=$
 ⑤ $13+50=$ ⑱ $92-20=$
 ⑥ $75-60=$ ⑲ $19+40=$
 ⑦ $38+50=$ ⑳ $81-10=$
 ⑧ $58-40=$ ㉑ $34+50=$
 ⑨ $64+30=$ ㉒ $73-60=$
 ⑩ $49-10=$ ㉓ $22+70=$
 ⑪ $17+40=$ ㉔ $68-30=$
 ⑫ $92-70=$ ㉕ $23+50=$ ㉖ $93-70=$ ㉗ $36+60=$

Verbinde die Lösungszahlen!

www.netzwerk-lernen.d

12



netzwerk
lernen

zur Vollversion