



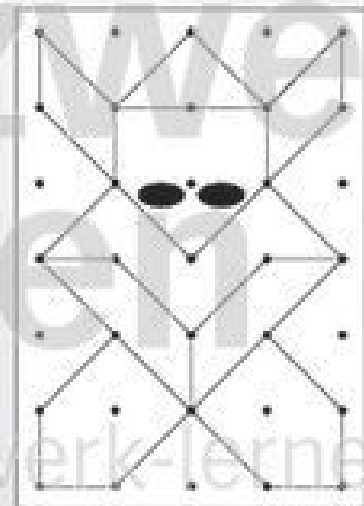
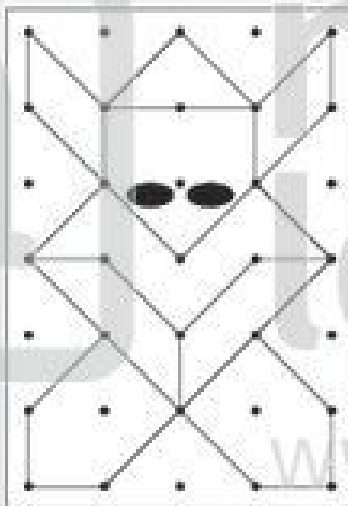
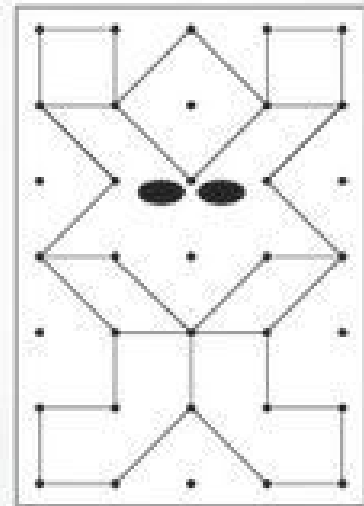
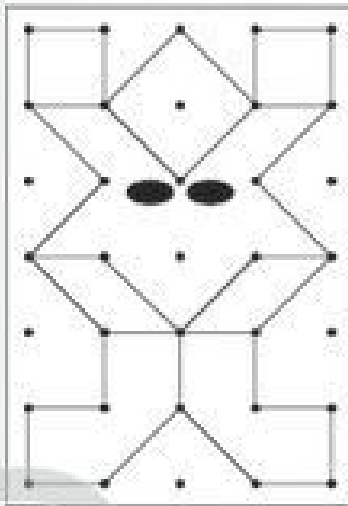
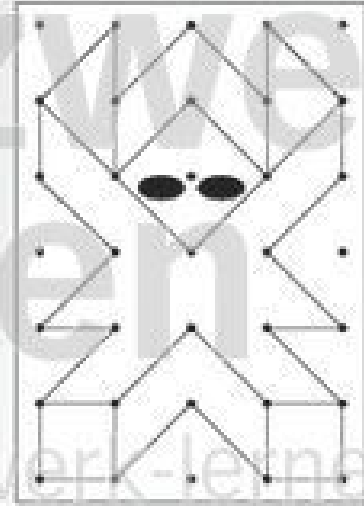
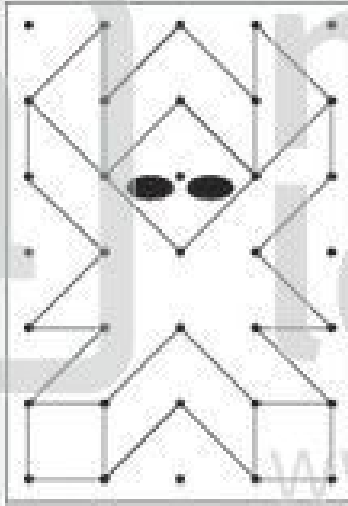
Name:

Klasse:

Datum:

Quabbies zum Nachzeichnen 2 (Lösung)

Übertrage die Quabbies in die leeren Punktefelder und male sie, wenn du möchtest, farbig aus!



www.netzwerk-lernen.de (c) Götting-Loggung für Kinder - Michael Junge, Braunschweig



netzwerk
lernen

zur Vollversion



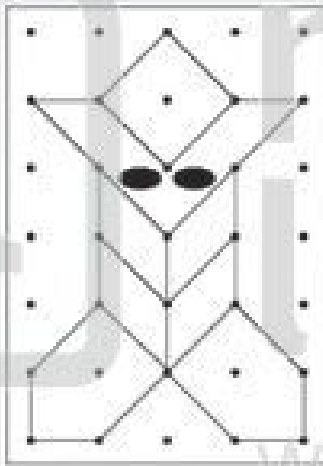
Name: _____

Klasse: _____







Datum: _____

Erfinde eigene Quabbies!

Im ersten Feld siehst du ein Quabbie. Zeichne in die anderen sieben Felder eigene Quabbies. Denke aber daran, dass sie eine senkrechte Spiegelachse haben sollen!



Beispiel



www.netzwerk-lernen.de (c) Götting-Jogging für Kinder - Michael Jung, Braunschweig

netzwerk
lernen

zur Vollversion