



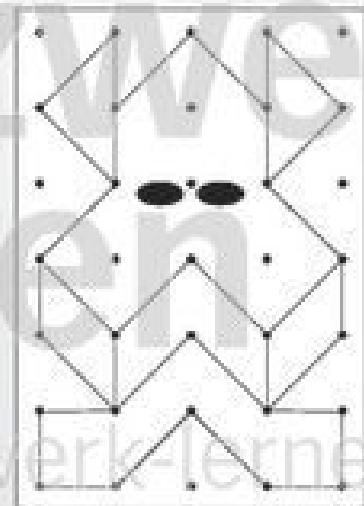
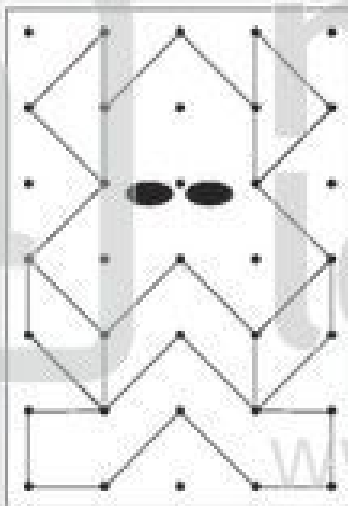
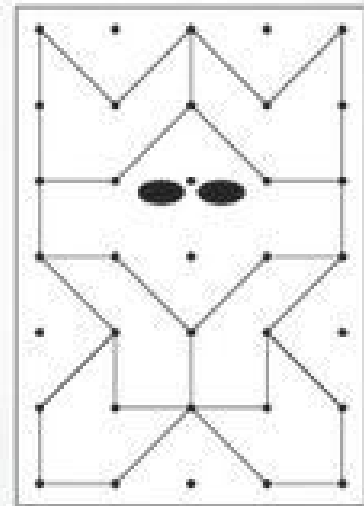
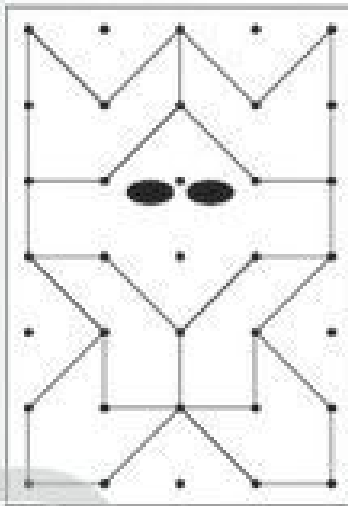
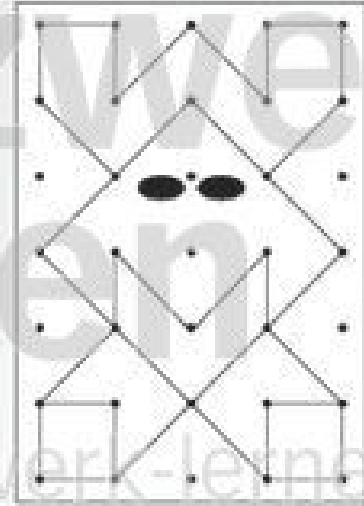
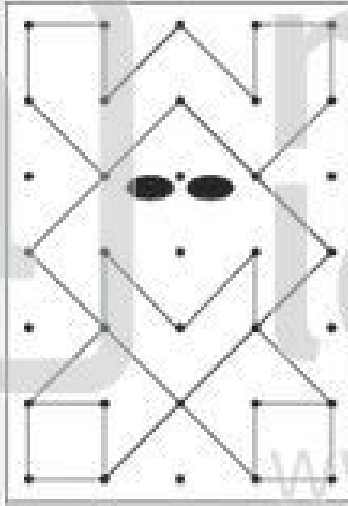
Name:

Klasse:

Datum:

Quabbies zum Nachzeichnen 2 (Lösung)

Übertrage die Quabbies in die leeren Punktefelder und male sie, wenn du möchtest, farbig aus!



www.netzwerk-lernen.de (c) Götting-Jogging für Kinder - Michael Junge, Braunschweig



netzwerk
lernen

zur Vollversion



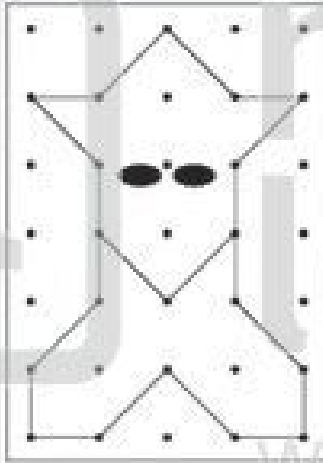
Name:

Klasse:








Datum:

Erfinde eigene Quabbies!

Im ersten Feld siehst du ein Quabbie. Zeichne in die anderen sieben Felder eigene Quabbies. Denke aber daran, dass sie eine senkrechte Spiegelachse haben sollen!



Beispiel



www.netzwerk-lernen.de (c) Götting-Jogging für Kinder - Michael Jung, Braunschweig