


**Arbeitsblatt zum Arbeitstransparent**  
Nr. 7123 Fruchtformen

**Arbeitsaufgaben:**

1. Schneide die Früchte (rechts) aus und klebe sie - nach der Fruchtform geordnet - in die beschrifteten Kästchen (links)!
2. Schreibe die Namen der Früchte neben die Kästchen!

Steinfrüchte




.....

.....

.....

.....

Scheinfrüchte



.....

.....

.....

.....

Sammelfrüchte








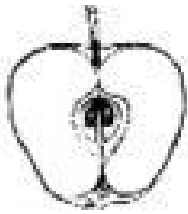
.....

.....

.....

.....





Beerenfrüchte

.....

.....

.....

.....

.....

Schließfrüchte

.....

.....

.....

.....

.....

Kapsel Früchte

.....

.....

.....

.....

.....

3. Was sind Beerenfrüchte? .....

4. Was sind Sammelfrüchte? .....


Name: ..... Klasse: .....

Bewertung: .....


**Arbeitsblatt zum Arbeitstransparent**  
Nr. 7124 Blüte und Frucht

**Arbeitsaufgaben:**

1. Bemale die Blüten und Früchte farbig!
2. Schneide die Früchte aus und klebe sie - jeweils zu der zugehörigen Blüte - in die Kästchen 1 - 9!
3. Schreibe die Namen der Früchte (gegebenenfalls auch der Blüten) neben die Kästchen!




1) .....  
.....  
.....




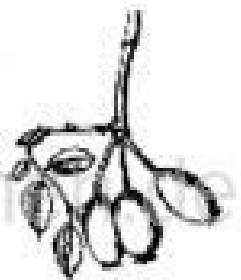


2) .....  
.....  
.....




3) .....  
.....  
.....



4) .....  
.....  
.....



Nr. 7124 Blüte und Frucht



5) .....

.....

6) .....

.....



7) .....





.....

8) .....

.....

9) .....

.....



Name: ..... Klasse: .....

Bewertung: .....