

# Inhaltsverzeichnis

---

<b>Vorwort</b> .....	<b>4</b>
<b>At school</b> .....	<b>5</b>
A regular school day .....	5
Mia's new classroom .....	8
Shapes and colours .....	11
Linda's way to school .....	14
Buckingham Palace .....	17
Different careers .....	20
Solutions .....	23
<b>Family</b> .....	<b>26</b>
Cleaning the house .....	26
Christmas .....	29
Easter .....	32
At the pet shop .....	35
The barbecue .....	38
Shopping for the holidays .....	41
Solutions .....	44
<b>Free time</b> .....	<b>47</b>
A summer storm .....	47
The sleepover .....	50
On a farm .....	53
Hedgehogs in the garden .....	56
At the cinema .....	59
A trip to London .....	62
Solutions .....	65
<b>Sporting activities</b> .....	<b>68</b>
The ski accident .....	68
The bike tour .....	71
Tennis lessons .....	74
The football match .....	77
A day at the lake .....	80
At the beach .....	83
Solutions .....	86



1. Read the text carefully. Underline all nouns.  
Connect the pictures in the order of the nouns in the text.



Yesterday in art class, the pupils learnt about Picasso. Today they have to paint a picture. It should look like one of his.

They get a large sheet of paper, a sharp pencil and a rubber. First, they sketch out their picture. Picasso often drew a landscape, a figure or a bowl with fruit.

- 5 Theresa puts an apple and a pear next to a bottle. After drawing this, she takes a ruler and corrects the straight lines. To make the picture more Cubist, she changes what was round before into sharp lines.

Now there are no more circles. There are only squares, triangles and rectangles in the picture. With a brush she paints the apple, the pear and the bottle in  
10 different colours. Theresa loves her picture. It looks great. She decides to give it to her mother for Christmas.



2. Read the sentences below and fill in the missing words.  
**Look out!** Sometimes the missing word consists of two parts.

- a) The pupils learnt about Picasso in \_\_\_\_\_.
- b) They have to \_\_\_\_\_ a Cubist picture.
- c) They use a sharp \_\_\_\_\_ and a \_\_\_\_\_.
- d) Theresa puts an \_\_\_\_\_ and a \_\_\_\_\_ next to a bottle.
- e) In the end, there are no more \_\_\_\_\_ left.
- f) With a \_\_\_\_\_ Theresa corrects the straight \_\_\_\_\_.
- g) Finally, she uses a \_\_\_\_\_ and different \_\_\_\_\_ to finish her picture.
- h) Theresa decides to give the \_\_\_\_\_ to her mother for \_\_\_\_\_.

1. Read the text carefully. Underline all nouns.  
Connect the pictures in the order of the nouns in the text.



Yesterday in art class, the pupils learnt about the great Picasso. Most of them knew a little about him before. Today they have to paint a picture which should look just like one of his. Everybody gets a large sheet of paper, a sharpened pencil and a rubber. First, they must sketch out their picture. For this, they look for something they can copy.

- 5 Picasso often drew something simple like a landscape, a figure or a bowl with fruit. They should do the same and look for something simple, too.

Theresa puts an apple and a pear next to a bottle. After drawing this, she takes a ruler and corrects the straight lines to make them even more precise. To make the picture more Cubist, she changes what was round before into sharp lines. She does that because she doesn't want  
10 to have any circles left. There are only squares, triangles and rectangles in the picture. Perfect! With a fine brush she paints the apple, the pear and the bottle in different colours. Theresa loves her picture. It looks great. She decides to give it to her mother for Christmas.



2. Answer the questions in full sentences.

- a) Which artist did the pupils learn about in art class yesterday?

---

- b) With which things do they have to paint their picture today?

---



---

- c) What does Theresa do with the ruler after drawing the apple, the pear and the bottle?

---



---

- d) Why does she do that?

---

- e) What does Theresa want to do with her picture?

---





1. Read the text carefully. Underline all nouns.  
Connect the pictures in the order of the nouns in the text.



The house is dirty. Mum and dad are cleaning the house, because the grandparents will come to visit for a few days. They haven't seen each other in a long time.

Mum makes a long list of what everyone has to do. Sarah has to vacuum. She gets the vacuum cleaner from the basement and starts upstairs in her room. Then she vacuums the bathroom, and continues in the living room. In front of the sofa there are books and pillows that she has to put away. She's happy when she's finally done with everything.


Tim has to clean the kitchen. He gets a rag and a bucket and cleans the oven. After that, he cleans the stove. He wipes the table and cleans the water tap. Finally, he is done with the kitchen.

Dad is clearing everything out of the garage so that the car can fit in there, and mum is cleaning the bathroom. She's cleaning the shower when the doorbell rings. The grandparents are here.

Now they can start with the barbecue.



2. Connect the pictures with the matching words.



stairs



garden




bedroom

bathroom



basement



1. Read the text carefully. Underline all nouns.  
Connect the pictures in the order of the nouns in the text.





The house is really dirty. Mum and dad are cleaning the house, because the grandparents will come to visit for a few days. They haven't seen each other in a long time, and they're very excited to see everyone again.

Mum makes a long list of what everyone has to do. Sarah has to vacuum. She gets the vacuum cleaner from downstairs. It is in the basement. Then she starts vacuuming upstairs in her room. She likes to vacuum because it's not that hard. Afterwards, she vacuums the bathroom, and continues in the living room. In front of the sofa there are books and pillows that she has to put away. She's happy when she's finally done with everything.


Tim also has to help. He has to clean the kitchen. He gets a rag and a bucket and starts by  
5 cleaning the oven which is really dirty ... After that, he cleans the stove. He wipes the table and cleans the water tap, which luckily are both not at all dirty. Finally, he is done with the kitchen. While dad is clearing everything out of the garage so that the car can fit in there, mum is cleaning the bathroom. She's cleaning the shower when suddenly the doorbell rings. The grandparents are here. Now they can finally start with the barbecue.

10

-  2. Connect the pictures with the matching words.



- stairs
- garden
- bedroom
- bathroom
- basement



-  3. Where do the objects below belong? Write full sentences.

**Objects:** bed, oven, bicycle, toilet

**Example:** The sofa belongs in the living room.

---



---



---





1. Read the text carefully. Underline all nouns.  
Connect the pictures in the order of the nouns in the text.



Dad got a new job, and the Browns had to move to a new city. They found a nice house with a big garden. Now they enjoy lying in the sun and reading books. But they also want to grow a lot of fruit and vegetables.


Next to the fence they have a big vegetable patch with cucumbers, peas, lettuce and carrots. Across from the vegetable patch they try to grow pumpkins and corn. Dad loves tomatoes. But they don't like rain, so he has to build a small greenhouse for them.

Now they're ready for the summer.

One day there's a big storm with thunder, lightning and hail. It's really scary and  
5 disturbing.

The big trees lose some branches and some vegetable plants are destroyed by the storm. The greenhouse is also completely destroyed. Dad is very upset. Luckily he manages to save some of the plants. But they won't give up! They will try again next year!

10

-  2. Finish the sentences below.

a) The Browns moved to a new city because \_\_\_\_\_

b) The new house \_\_\_\_\_

c) They want to grow \_\_\_\_\_

d) Dad builds a greenhouse for the tomatoes because \_\_\_\_\_





1. Read the text carefully. Underline all nouns.  
Connect the pictures in the order of the nouns in the text.



Dad got a new job, and so the Browns had to move to a new city. They are very excited because they found a nice house with a big garden. This is what they have always wanted because they love lying in the sun and reading books.

But they also want to grow a lot of fruit and vegetables. Next to the fence they have a big vegetable patch with cucumbers, peas, lettuce and carrots. Across from the vegetable patch they try to grow pumpkins and corn.

Dad loves tomatoes. But they're tricky to grow. Since they don't like rain, he has to build a small greenhouse for them.

Now they're ready for the summer.

10 One day there's a big storm with thunder, lightning and hail. It's really scary and disturbing. The big trees lose some branches, and the vegetable plants are totally destroyed by the storm. Unfortunately the greenhouse is also completely destroyed. Dad is very upset. Luckily, he manages to save some of the plants. Hopefully they will get better soon. But they won't give up! They will try again next year!



2. Answer the questions in full sentences.

a) Why did the Browns move to a new city?

---

b) Why did they always want a big garden?

---

c) What kind of vegetables and fruit do they want to grow?

---

d) How was the storm?

---

e) What is destroyed by the storm?

---

