

Hörverstehen anbahnen



Zielgruppen

Kinder aller Schulstufen mit erheblichem Förderbedarf im Bereich des Hörverstehens

Förderschwerpunkte

Hörverstehen, Akustische Differenzierung

Aufgabe

Die Kinder sollen einem akustischen Aufgabenimpuls die zugehörige Abbildung zuordnen, indem sie die Aufgabennummer unter die entsprechende Abbildung schreiben.

Nutzen

Die Kinder stärken ihre Kompetenz, den gemeinten Sinn gehörter Informationen zu ermitteln und zuzuordnen.

Hörverstehen

Unter Hörverstehen versteht man die Fähigkeit, ausschließlich über das Ohr wahrgenommene Informationsinhalte in sachgerechter Form zu analysieren und zu bewerten. Diese Fähigkeit fällt nicht vom Himmel. Sie muss frühzeitig angebahnt und immer wieder von Neuem trainiert und gestärkt werden. Diesem Ziel dienen die vorliegenden Übungen.

Besonderer Hinweis

Die Reihe "Hörverstehen" wird kontinuierlich weiterentwickelt. Für Rückfragen, Anregungen und Hinweise ist der Autor sehr dankbar: michaeljunga@t-online.de

Materialumfang

1 Informationsblatt,
24 Vorlagen für die Hand der Kinder mit integrierter Audio-Datei über einen QR-Code

Über so eine Rückmeldung freut sich jedes Kind!



Name:

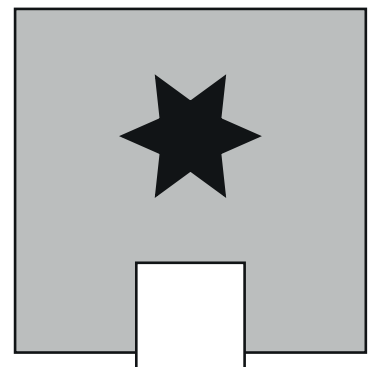
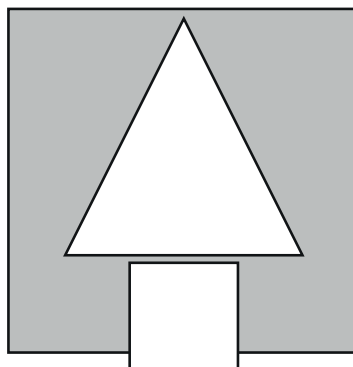
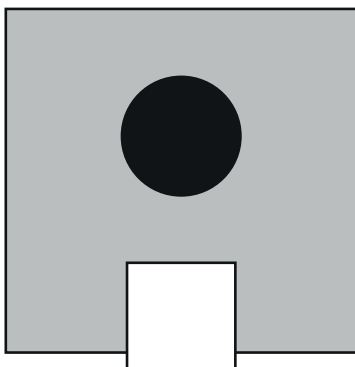
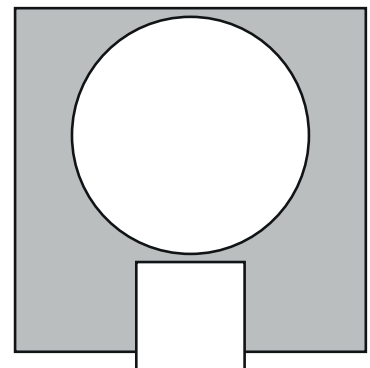
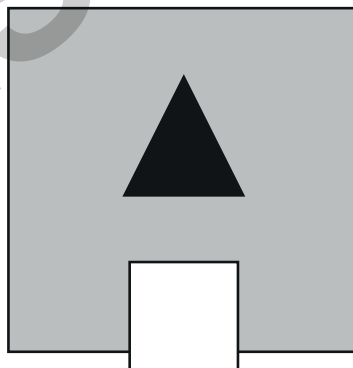
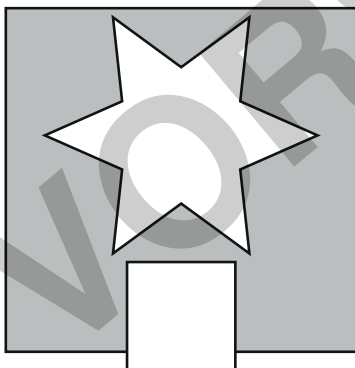
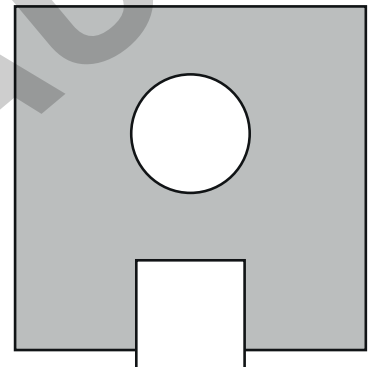

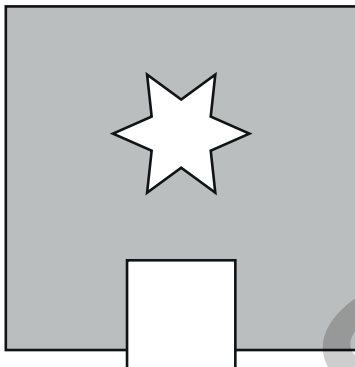
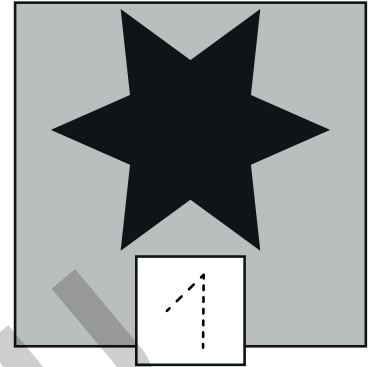
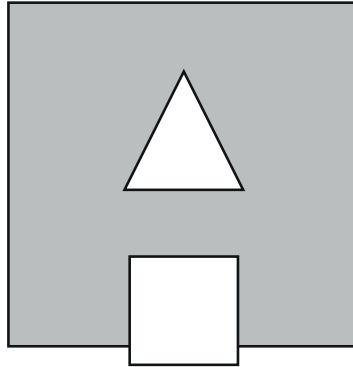

Klasse:

Datum:



QR-Code mit
hinterlegter
Audio-Datei

QR-Code
scannen
und los gehts




© michaeljunga@t-online.de



Name:













Klasse:

Datum:



QR-Code mit
hinterlegter
Audio-Datei

QR-Code
scannen
und los gehts



© michaeljunga@t-online.de



Name:

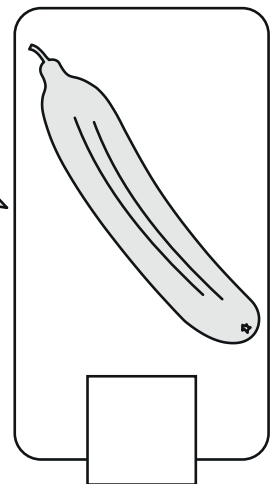

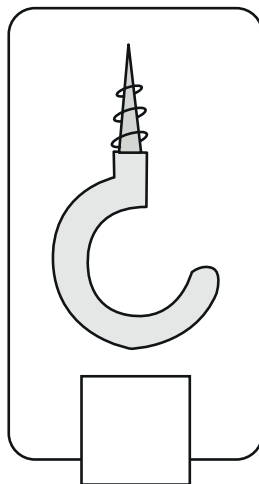
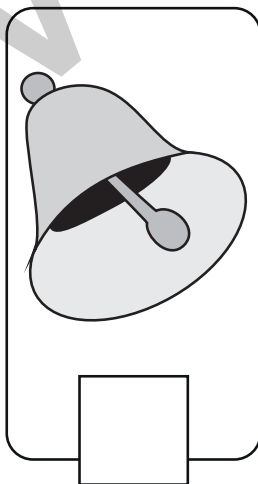

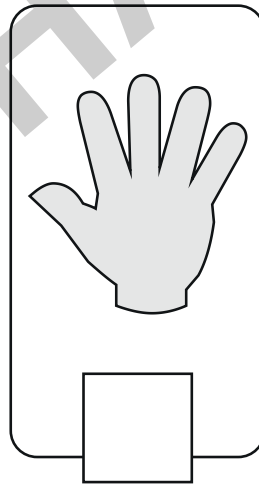
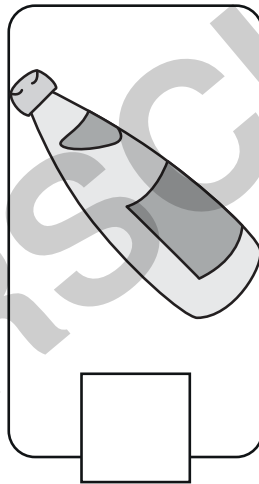




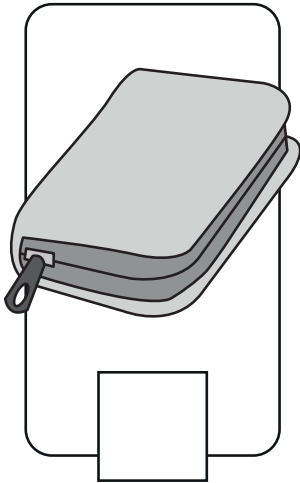
Klasse:

Datum:



QR-Code mit
hinterlegter
Audio-Datei

QR-Code
scannen
und los gehts



© michaeljunga@t-online.de



Name:


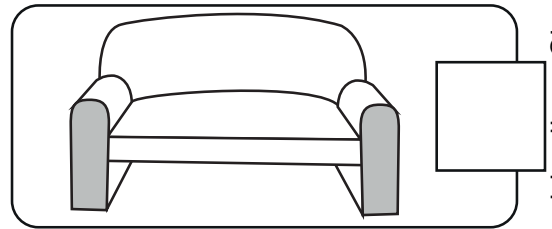
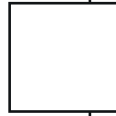





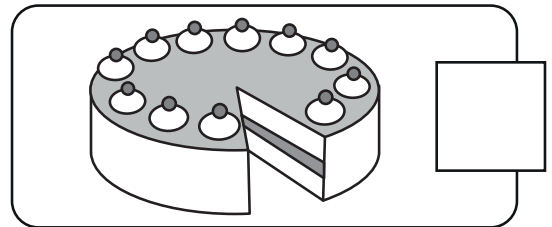
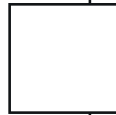
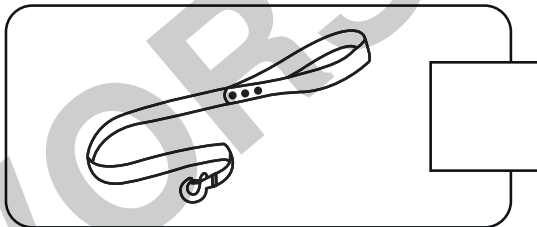
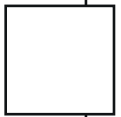
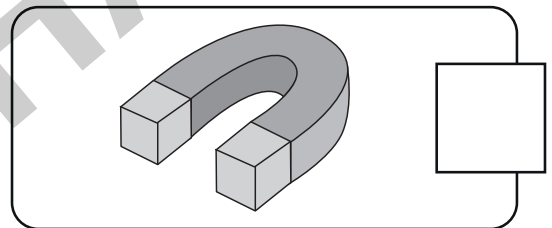

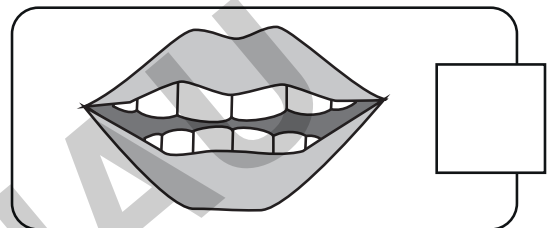
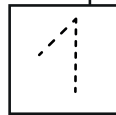



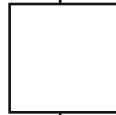

Klasse:

Datum:

QR-Code mit
hinterlegter
Audio-Datei



QR-Code
scannen
und los gehts



© michaeljunga@t-online.de



Name:



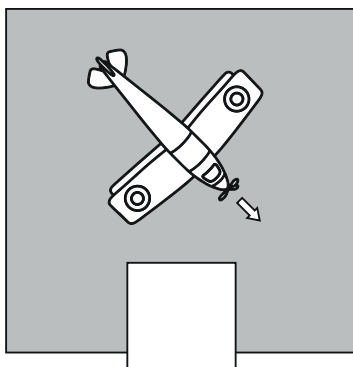
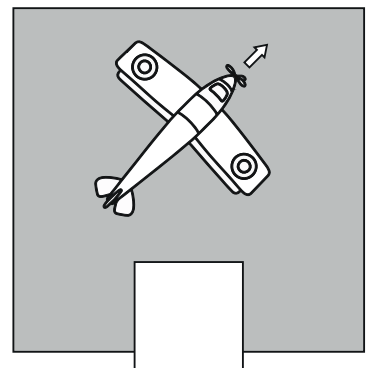


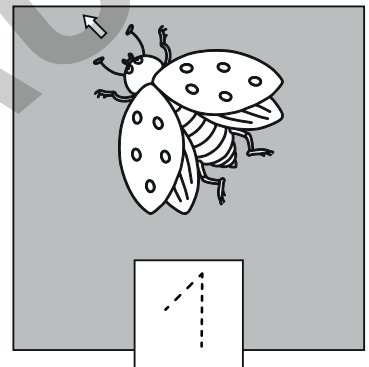




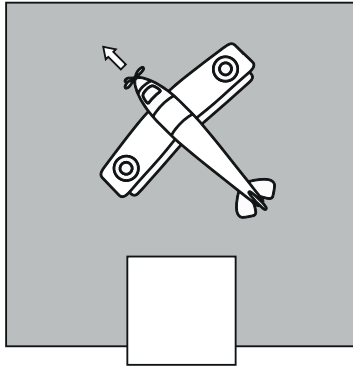

Klasse:

Datum:

QR-Code mit
hinterlegter
Audio-Datei



QR-Code
scannen
und los gehts



© michaeljunga@t-online.de



Name:



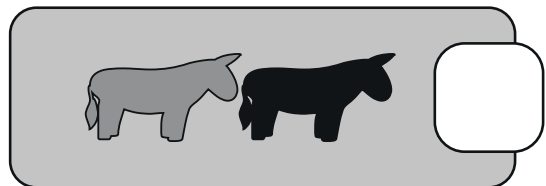

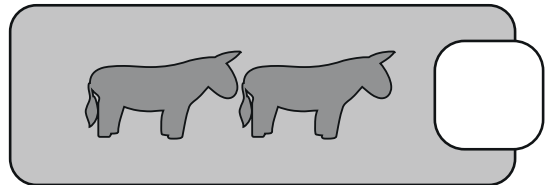







Klasse:

Datum:



QR-Code mit
hinterlegter
Audio-Datei

QR-Code
scannen
und los gehts



© michaeljunga@t-online.de



Name:

Klasse:

Datum:



QR-Code mit
hinterlegter
Audio-Datei

QR-Code
scannen
und los gehts



CYT

HTP

TMU

DSK

EZA

CYO

DSN

GFT

EZX

HTL

TMS

GFB

© michaeljunga@t-online.de



netzwerk
lernen



zur Vollversion