

It's teatime and grandma Theodora is very excited! Every Saturday she invites all her family members to her house and they have a cup of tea together. Do you know why it's a tradition in Great Britain to have teatime? Do you know what teatime is like? No? You have two options. You can search on the internet and write a short text about teatime which you present to your classmates. Or you're clever and accept grandma Theodora's challenge. Crack the code, and she tells you everything about teatime! You can find the QR-codes below. Have fun!

Vocabulary:

(to) be excited about sth.: über etw. aufgeregt sein/von etw. begeistert sein, (to) have a cup of tea: eine Tasse Tee trinken, option: Möglichkeit, classmate: Mitschüler/-in, (to) accept a challenge: eine Herausforderung annehmen, (to) crack sth.: etw. knacken



QR-Code
First riddle



QR-Code
Code 248




QR-Code
Code 306



QR-Code
Code 192



QR-Code
Code 299





A NEW NEIGHBOURHOOD AND A CONFUSING MESSAGE! CODE 325

New city, new places


Step 1: What are the names of the places below? Write them down.

Step 2: Where are the places on the map? To find out the code, look at the picture below and find their house numbers.

Where do you buy food? → _____

Where do you send a letter? → _____

Where do you watch a film? → _____



The numbers of the places on the map are: _____









A NEW NEIGHBOURHOOD AND A CONFUSING MESSAGE! CODE 475

Follow the signs

Step 1: Match the signs with the words.

Step 2: Three signs don't match. To find out the code, write down their numbers from small to large.

	 ①	 ②	 ③
a) (to) stop			
b) crosswalk			
c) (to) give way	 ④	 ⑤	 ⑥

The numbers of the signs that don't match from small to large are:



A NEW NEIGHBOURHOOD AND A CONFUSING MESSAGE! CODE 135

Can you tell me the way?

Step 1: Read the sentences below and put them in the right order. The letters will form a word.

Step 2: There are three hidden numbers in the text. To find out the code, find them and write them down according to your sentence order from step 1.

- No problem. First turn left into Baker Street. (Y)
- Thank you very much! (P)
- A skate park? Let me see. There is one in Oxford Street. (I)
- After two blocks, cross the street at the traffic lights. (M)
- Can you tell me the way, please? (T)
- Excuse me, please. Where can I find a skate park? (C)
- The skate park is on the right, 5 Oxford Street. (A)

The letters form the word: _____

The hidden numbers in the text are: _____

Vocabulary:

hidden: versteckt



A NEW NEIGHBOURHOOD AND A CONFUSING MESSAGE! CODE 125

Let's talk about our town

Step 1: To find out the first number of the code, count the letters of your last solution.

The number of letters of your last solution are: _____

Step 2: Your neighbours tell you about the town. To find out the last numbers of the code, write down the numbers of the wrong sentences.

Tip: Check the comparison of adjectives (comparative / superlative).

Example: The skate park is more dangerous than the football field. → more dangerous

1. The bowling centre is expensiver than the zoo.
2. The museum is less interesting than the city centre.
3. The ice cream at the park is better than at the restaurant.
4. The swimming pool is the most popular place in town.
5. The way to the church is easier than the way to the school.
6. The roses in the garden are as nice as the flowers in the park.

The wrong sentences are: _____

All three numbers of the code are: _____

You and your class go on a trip to London. One highlight is the famous wax museum called Madame Tussauds. While standing in line, you suddenly hear loud voices. Then a person storms out of the museum and speeds away in a car. A member of staff is shouting: "Stop the thief! He has stolen one of our most important figures: the 'cabbage'." But it's too late. The thief and the "cabbage" have disappeared. The police arrive and the museum is closed immediately. What a pity! Now you have two options. You can make a guess and give an interview about what happened. But remember, the reporters have lots of questions: "Who or what is the 'cabbage'? Why is the figure so important? What exactly happened at the museum? Who was the thief and what did he look like?" Or you can solve the riddles, find the code, reveal the mystery about the "cabbage" and bring it back to its place. Good luck!



Vocabulary:

(to) speed away: wegrasen, member of staff: Mitarbeiter/-in, cabbage: Kohl, What a pity!: So ein Pech!, (to) reveal sth.: etw. aufdecken/enthüllen



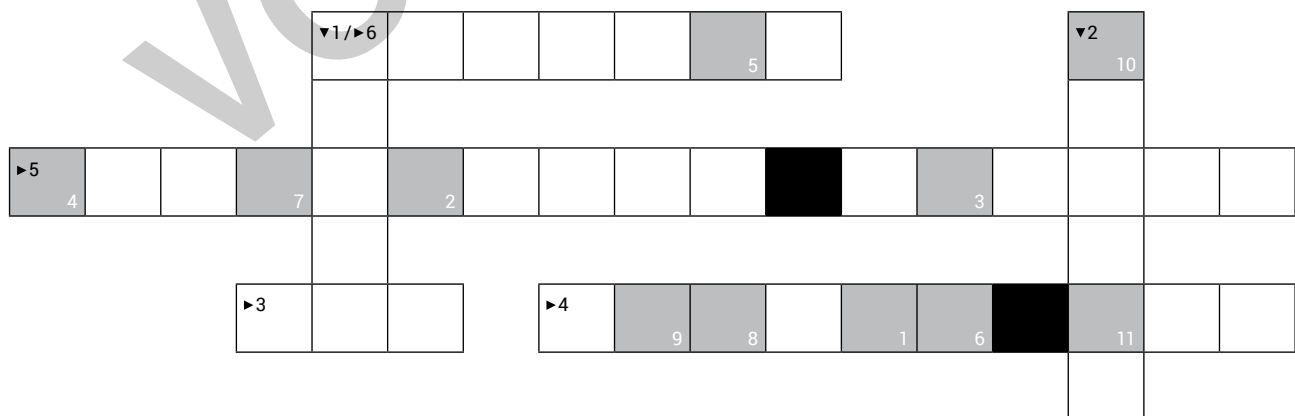
A CLASS TRIP TO LONDON! CHAOS AT MADAME TUSSAUDS! FIRST RIDDLE

A crossword about London

Step 1: Read the questions and find the right answers.

Step 2: To find out the code, count the number of the following letters in your solution: A, E, O.

1. The colours of the British flag are red, blue and ...
2. What's the name of the river that runs through London?
3. What's the colour of the phone boxes in London?
4. What's the name of London's famous Ferris wheel?
5. What was the Queen's official residence?
6. Kate Middleton is married to Prince ...



Did you know that the face of Queen Elizabeth II is ...?



The number of the letters A, E and O are: _____



A CLASS TRIP TO LONDON! CHAOS AT MADAME TUSSAUDS! CODE 212

What if ...?

Step 1: Read the sentences and tick the right answers.

Step 2: To find out the code, write down the numbers of the right answers.

If I go to London, ...

- I'll visit the London Dungeon. (1)
- I would visit the London Dungeon. (2)
- I visited the London Dungeon. (3)

We wouldn't get wet during our trip to London ...

- if we would have an umbrella. (4)
- if we had an umbrella. (5)
- if we have an umbrella. (6)

If they had had more money, ...

- they ate at an Indian restaurant. (7)
- they would eat at an Indian restaurant. (8)
- they would have eaten at an Indian restaurant. (9)

The numbers of the right answers are: _____



A CLASS TRIP TO LONDON! CHAOS AT MADAME TUSSAUDS! CODE 159

It's quiz time!

Step 1: Solve the picture puzzle.



c = j l = s



y = nd

Solution: _____

Step 2: To find out the code, solve the riddle.

W	O
R I	F T
T E D	H E F
O W N T	A M O U
H E C O D	S S E C R
E N U M B E R	E T A G E N T