

Leisure verbs

Task

Fill in the *-ing*-forms of the verbs. Use one of the methods from the box below.

-ING-FORMS:

read – reading

write – writing

swim – swimming

- | | | |
|--|---|---|
| 1. act – _____
(<i>schauspielen, handeln</i>) | 2. happen – _____
(<i>geschehen</i>) | 3. get up – _____ |
| 4. come – _____ | 5. buy – _____ | 6. stop – _____ |
| 7. dream – _____ | 8. close – _____ | 9. dig – _____
(<i>graben</i>) |
| 10. laugh – _____ | 11. cut – _____
(<i>schneiden</i>) | 12. dress – _____
(<i>sich anziehen</i>) |
| 13. compare – _____
(<i>vergleichen</i>) | 14. run – _____ | 15. smile – _____ |
| 16. copy – _____ | 17. sit – _____ | 18. mix – _____
(<i>mischen, vermischen</i>) |
| 19. ride – _____ | 20. have – _____ | 21. bake – _____
(<i>backen</i>) |
| 22. hit – _____ | 23. play – _____ | 24. organize – _____
(<i>organisieren</i>) |
| 25. swap – _____
(<i>tauschen</i>) | 26. complete – _____
(<i>vervollständigen, ergänzen</i>) | 27. glue – _____
(<i>kleben, anleimen</i>) |
| 28. dance – _____ | 29. live – _____ | 30. whip – _____
(<i>Sahne schlagen</i>) |
| 31. put – _____ | 32. sell – _____ | 33. mop – _____
(<i>wischen</i>) |
| 34. drink – _____ | 35. make – _____ | 36. rip – _____
(<i>reißen, zerreißen</i>) |

Robby the house robot


Task

Look at the pictures below and write what Robby is doing. Use the present progressive forms of the verbs in the box.


bring cook cut dig do make play
 put out read swim take vacuum




Robby _____
 the grass.




Robby _____
 an Indian meal.




Robby _____
 everybody's homework.




Robby _____
 the rubbish.




Robby _____
 football (he's our goalkeeper).



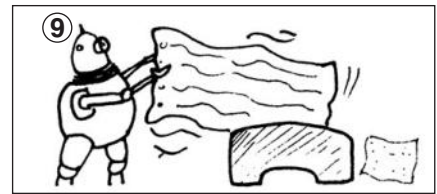
Robby _____
 the TV magazine.




Robby _____
 the garden.




Robby _____
 all the rooms in the house.



Robby _____
 all the beds.



Robby _____
 a photo.



Robby _____
 a book aloud.



Robby _____
 in the river.

Shopping in town

Task 1 "Track 9"


Look at the things on the shopping list. Now listen to track 9 and fill in the numbers.

_____ bread rolls	_____ pairs of socks
_____ blouses	_____ eggs
_____ cartons of milk	_____ packets of aspirins
_____ first-class stamps	_____ TV magazine

Task 2


Read the text and find the places on the sketch map below. Write in the names of the places.

In Clive Road there are some shops and a small park. The bakery is opposite the church. The clothes shop is next to the bakery on the right. Behind the clothes shop there's a bike shop. The supermarket is opposite the clothes shop. The chemist's shop is next to the church on the left. The café is across the road, opposite the chemist's. The bookshop is next to the café on the left. The post office is opposite the bookshop. It's across the road. The park is behind the bookshop, the café and the bakery.



①

②



③


④

⑤

⑥

⑦

⑧





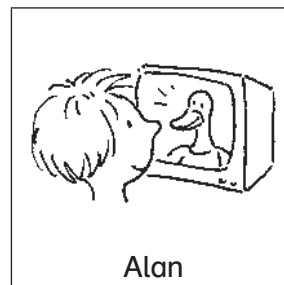










⑨

In our free time

Task 1

Partner 1 chooses five pictures and tells his/her partner what the kids are doing in their free time. Partner 2 listens to his/her partner and corrects the sentences with the help of the solution sheet. Change roles afterwards.



Task 2

Write five sentences about what the kids are doing in your exercise book and compare them with your partner.

Clothes

Task

Write the English names of the clothes in the crossword puzzle.

Across

2.



4.



5.



7.



8.



9.



11.



Crossword Puzzle Grid:

- Across:**
 - 2: 10 letters
 - 4: 4 letters
 - 5: 6 letters
 - 8: 8 letters
 - 9: 5 letters
 - 11: 4 letters
- Down:**
 - 1: 5 letters
 - 3: 3 letters
 - 6: 4 letters
 - 7: 6 letters
 - 10: 3 letters

Down

1.



3.



6.



10.



At a snack bar

Task 1

Act out the following dialogue with a partner.

Assistant: Hello. Can I help you?

Customer: Yes, I'd like a hamburger and chips, please.

Assistant: Would you like something to drink?

Customer: Yes, please. I'll have a glass of orange juice.
How much is that?

Assistant: That's nine pounds fifty, please.

British money

100p = £1



Task 2

Look at the menu and the language box. Then act out similar (*ähnliche*) dialogues with a partner.

PETE'S SNACK BAR			
tomato soup with bread roll	£3.00	cup of tea	£1.25
vegetable soup with bread roll	£3.20	cup of coffee	£1.75
Thai curry soup	£3.50	hot chocolate	£2.50
butter	50p	orange juice	£2.00
bread roll	75p	lemonade	£2.00
chips	£3.50	cola	£2.00
hamburger	£4.00	vanilla milkshake	£3.50
fish (cod)	£6.00	strawberry milkshake	£4.00
pork sausage	£1.50	chocolate milkshake	£4.50
beef sausage	£1.80	toffee milkshake	£5.00
fried egg	£1.00		
fried beans	£1.00		
pork pie	£3.50		