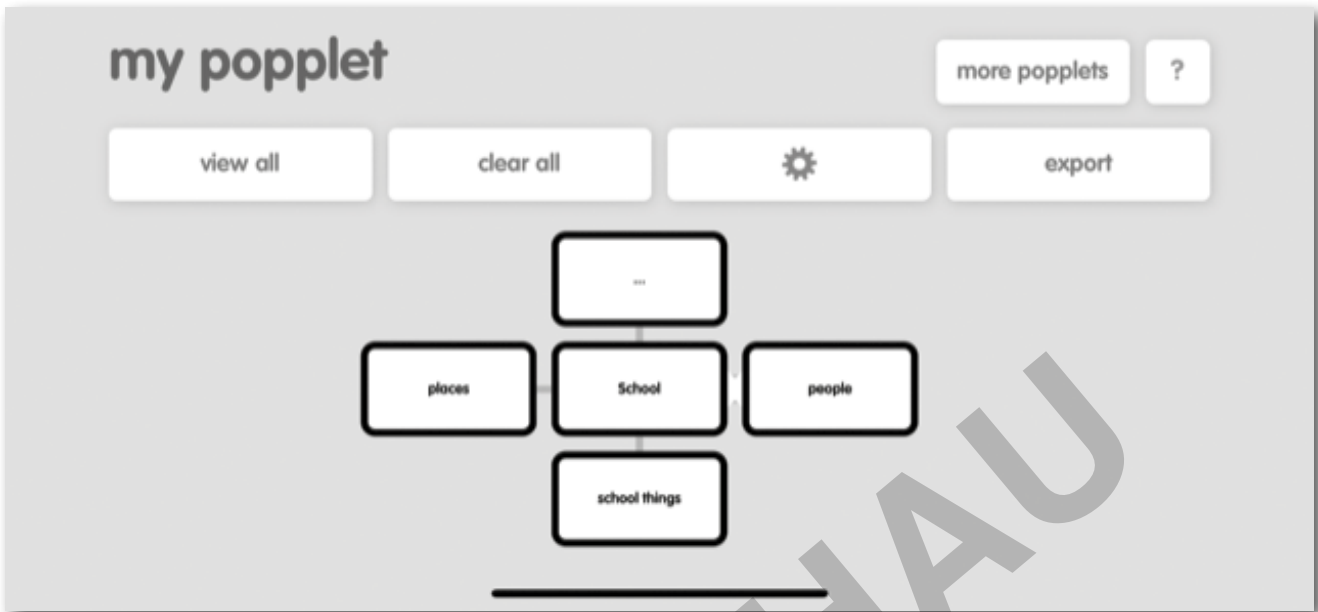



1. Collect words you know about “school”. Use the app *Popplet Lite* to create a digital mind map.



© www.popplet.com


2. Find out the meaning and the correct pronunciation of these words. Then add them to your mind map. You can also add more words if you like. Scan the QR code to use the online dictionary www.leo.org for help.



art room – gym – pencil – classroom – teachers – geography – biology – PE – art – secretary – cafeteria – headmaster – library – music – lockers – sports ground – schoolyard – assembly hall – classmates – history – rubber – English – German – blackboard – posters – maths – RE – secretary’s office – caretaker – computer room – entrance hall – ...

1. Talk about rules and write down what you *can* and what you *can't* do at your school.

Example: We can bring our mobile phones to school.

<p>We can</p> <p>We can't</p>	<p>play</p> <p>use</p> <p>bring</p> <p>buy</p> <p>eat</p> <p>go</p> <p>...</p>	 <p>© Barbara Gerth</p>	<p>at our school.</p> <p>to school.</p> <p>in the lunch break.</p> <p>in/after the lessons.</p> <p>in the classroom.</p> <p>on the schoolyard.</p> <p>alone / with a teacher.</p> <p>...</p>
-------------------------------	--	---	--

1. **Make your own video. First write a script for your video. Decide which people, places and things you want to present in your video. The phrases in the box can help you to write the text for your script on the next page.**

Introduce yourself:

Hi, my name is ... I'm ... years old and I go to ... School.

Talk about people and places:

This is our .../This is the ...

There is a .../There are ...

Talk about what you have:


We have got ...

Talk about what you do there and give a comment:

There we can .../There we ... It's fun! It's so cool!

Talk about rules and what you can or can't do:

We can .../We can't ...



© Katharina Reichert-Scarborough