

TALES OF MONSTERS! DISCOVER THE MYSTERY OF LOCH NESS!

★ Klasse: 5
 ★ Dauer: 25 Minuten

HINWEISE FÜR DIE LEHRKRAFT

Übersicht über die Rätsel und Lösungen

TALES OF MONSTERS! DISCOVER THE MYSTERY OF LOCH NESS! FIRST RIDDLE

benötigte Materialien	★ <i>First riddle</i>
Lösung	A: Northern Ireland (3), B: Wales (4), C: Scotland (2), D: England (1) Ziffern bei B, C und D → 421

TALES OF MONSTERS! DISCOVER THE MYSTERY OF LOCH NESS! CODE 421

benötigte Materialien	★ <i>Code 421</i>
Lösung	Richtige Antworten: <i>bagpipes</i> (1), <i>driving on the left</i> (3), <i>kilt for men</i> (5) → 135

TALES OF MONSTERS! DISCOVER THE MYSTERY OF LOCH NESS! CODE 135

benötigte Materialien	★ <i>Code 135</i> ★ ggf. Taschenrechner
Lösung	Richtige Antworten: <i>go</i> (917), <i>have</i> (12), <i>buys and tries</i> (7) Rechnung: $917 + 12 - 7 = 922$

TALES OF MONSTERS! DISCOVER THE MYSTERY OF LOCH NESS! CODE 922

benötigte Materialien	★ <i>Code 922</i>
Lösung	Auf dem Flyer steht: <i>Free ticket to Edinburgh Castle. We meet at</i> In der Uhr verstecken sich die Zahlen: <i>two</i> (2), <i>thirty</i> (30) → 230

TALES OF MONSTERS! DISCOVER THE MYSTERY OF LOCH NESS! CODE 230

benötigte Materialien	★ <i>Code 230</i>
Lösung	Ort auf dem Flyer (aus Code 922): <i>Edinburgh Castle</i> → <i>castle</i> → 6 Buchstaben Satz 1: <i>A girl is taking pictures of the city.</i> Übriges Wort: <i>takes</i> (4) Satz 2: <i>Two boys are reading a book about Scotland.</i> Übriges Wort: <i>do</i> (4) Die drei Zahlen hintereinander → 644 → Abschlusscode



For the treasure chest

Good job! Well, you and your uncle are at Loch Ness. Loch Ness is a big lake in Scotland. It's 39 km long and very deep! The Loch is famous because many people think that a monster lives here: Nessie. There are many stories about Nessie, and also (bad) photos. They say that Nessie looks like a dinosaur or a big snake. So what do you think? Does Nessie really exist?



Vocabulary:

Good job!: Gut gemacht!, lake: See, deep: tief, famous: berühmt, many: viele, dinosaur: Dinosaurier, snake: Schlange, really: wirklich, (to) exist: existieren/leben

na Schäfer: Mini-Escape Rooms für den Englischunterricht
Auer Verlag



TALES OF MONSTERS! DISCOVER THE MYSTERY OF LOCH NESS! CODE 421

What's typical for Scotland?

Step 1: Tick the right answers.

Step 2: To find out the code, write down the numbers of your solution.



bagpipes ①

Scottish lemonade ②

driving on the left ③



burgers for breakfast ④

kilt for men ⑤

Scottish apples ⑥

The numbers of the right answers are: _____

Vocabulary:

(to) tick sth.: etw. ankreuzen



TALES OF MONSTERS! DISCOVER THE MYSTERY OF LOCH NESS! CODE 135

Back at the B&B (Bed & Breakfast)

You and your uncle talk about Scotland and your trip.

Step 1: Read the sentences and tick the right answers.

Step 2: To find out the code, solve the calculation.

Tomorrow we ... to the Scottish Highlands.		Many Scots ... baked beans for breakfast.		Look, at the B&B a child ... a typical fried chocolate bar.		code
<input type="checkbox"/> goes ③25		<input type="checkbox"/> have ①2		<input type="checkbox"/> buy and try ③		
<input type="checkbox"/> go ⑨17	+	<input type="checkbox"/> has ④5	-	<input type="checkbox"/> buys and tries ⑦	=	
<input type="checkbox"/> gos ⑤23		<input type="checkbox"/> havs ③4		<input type="checkbox"/> buys and tries ⑤		

Calculation: _____ + _____ - _____ = _____

Vocabulary:

Scottish Highlands: Schottisches Hochland, baked beans: gebackene Bohnen, fried: frittiert, chocolate bar: Schokoriegel, (to) solve sth.: etw. lösen



TALES OF MONSTERS! DISCOVER THE MYSTERY OF LOCH NESS! CODE 922

At the tourist information

At the tourist information a lady gives you a flyer with a riddle on it.

Step 1: Decode the flyer and discover your prize.

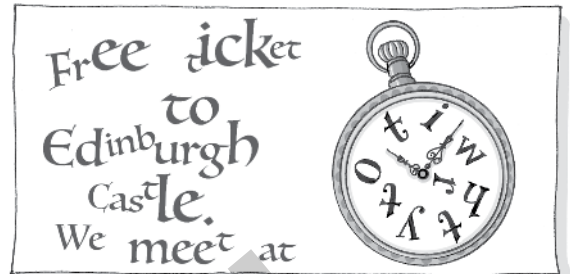
Step 2: To find out the code, write down the hidden numbers.

The flyer says: _____

The hidden numbers are: _____

Vocabulary:

hidden: versteckt



TALES OF MONSTERS! DISCOVER THE MYSTERY OF LOCH NESS! CODE 230

Memories

Step 1: Do you remember the name of the place on the flyer at the tourist information? Write its name below. To find out the first number of the code, count the letters of the last word.

Name of the place on the flyer: _____

Number of the letters of the last word: _____

Step 2: What's happening at the tourist information? Find the right order of the sentences.

Attention: In each sentence one word will remain. To find out the second and third number of the code, write down its number.

is (1) - of (2) - takes (4) - taking (5) - the city (6) - pictures (7) - a girl (8)

→ _____

This word remains: _____

It has the number: _____

reading (1) - Scotland (2) - a book (3) - do (4) - about (5) - two boys (6) - are (7)

→ _____

This word remains: _____

It has the number: _____

All three numbers of the code are: _____

Vocabulary:

memory: Erinnerung, (to) remember sth.: sich an etw. erinnern, letter: Buchstabe

You and your class are on a trip to Scotland. Did you know that Scotland has the tallest hedge in the world? It's called the "Meikleour Beech Hedge" and it's 36 metres high! But let's get back to the topic! Today a dream comes true – you visit "Traquair Maze" – the largest hedge maze in Scotland! You enter the maze, but after a few minutes you're lost. Now you have two options. You can give up, but then you have to find information about Scotland (What's typical? What about the landscape, food, clothes, activities and tourist attractions?) and write an elevenie (a poem with 11 words) about it. Or you accept the challenge and solve the riddles. Crack the code, find the way out and win a prize! Good luck and have fun!

Vocabulary:

hedge: Hecke, maze: Labyrinth/Irrgarten, landscape: Landschaft, riddle: Rätsel



DISCOVER SCOTLAND! ESCAPE THE MAZE OR BECOME A POET! FIRST RIDDLE

Welcome to Scotland!

Step 1: Read the sentences and tick the right answers.

Step 2: To find out the code, write down the numbers of the right answers.

1. The capital of Scotland is ...

- London. (7)
- Edinburgh. (2)
- Glasgow. (4)

2. Loch Ness is famous for ...

- its food. (5)
- its castle. (1)
- its monster. (6)

3. Scotland is famous for its landscape. It has hills, mountains and about ... islands.


- 7 (3)
- 70 (8)
- 700 (6)

The numbers of the right answers are: _____

Hip Hip Hooray, this year you spend your holidays in Ireland! You're excited, but after the flight you're tired. At the hotel you unpack your bags and fall asleep. At midnight you wake up because you hear a strange noise ... and you could swear that the curtain has just moved! Then you remember that the old lady at the reception mentioned something about the *Leprechaun* – the Irish goblin and his "Lucky Charm Garden".

Unfortunately, you didn't listen. You're wondering: what's this all about? Now you have two options. You can solve the riddles, find the code and the old lady will reveal the mystery about the Irish *Leprechaun*. Or you can fall asleep again.

In your dreams you meet a real *Leprechaun*! The next morning, you write a message to your best friend who wants to know EVERYTHING about it. What did the goblin look like? Was he friendly or did he play tricks? Did he have a superpower? Where does he live? What is the "Lucky Charm Garden"? Did he take you there? Why (not)? What else did you do? Good luck!



Vocabulary:

(to) be excited about sth.: über etw. aufgeregt sein/von etw. begeistert sein, (to) be tired: müde sein, (to) unpack sth.: etw. auspacken, bag: Koffer, curtain: Vorhang, (to) mention sth.: etw. erwähnen, goblin: Kobold, (to) reveal sth.: etw. aufdecken, (to) play tricks on sb.: jdm. Streiche spielen





SWEET IRISH DREAMS! MEET THE LEPRECHAUN! FIRST RIDDLE

A portrait of Ireland

Step 1: Oh no, the photos of the holidays got mixed up. Do you know what's typical for Ireland?

Step 2: To find out the code, write down the numbers of the photos that are not typical for Ireland.



The numbers of the photos that are not typical for Ireland.