

Inhaltsverzeichnis

Vorwort	4
My family	5
My family – Lösungen	13
At school	14
At school – Lösungen	20
Feelings	21
Feelings – Lösungen	25
Animals and pets	26
Animals and pets – Lösungen	34
Body	35
Body – Lösungen	39
Weather	40
Weather – Lösungen	46
House	47
House – Lösungen	55
Through the year	56
Through the year – Lösungen	62
Food and drinks	63
Food and drinks – Lösungen	71
Clothes	72
Clothes – Lösungen	82
Vehicles	84
Vehicles – Lösungen	88

Liebe Lehrer*innen,

die vorliegenden Übungen für den Englischunterricht dienen dem Training des Hör- und Hörsehverstehens auf kurzer Satz- und kleiner Textebene. Diese sind so konzipiert, dass sie gut in den Klassenstufen 3 und 4 eingesetzt werden können.

Alle Hörübungen liegen als MP3-Audio-Dateien vor und können über die QR-Codes von den Kindern abgerufen und angehört werden, somit auch zu Hause oder auf Distanz. Natürlich können Sie die transkribierten Hörtexte auch selbst im Unterricht vorlesen.

Die Aufgabenformate sind so gewählt, dass sie den Anforderungen der Lehrpläne gerecht werden und den Kindern den Spaß am Fremdsprachenerwerb vermitteln.

Alle Formate und Aufgaben habe ich in meinem eigenen Unterricht erprobt, überarbeitet und entsprechend der Kinderbedürfnisse optimiert. Die Themenwahl spiegelt die tägliche Erfahrungswelt der Kinder und des Unterrichts wider und soll durch die zahlreichen Motive und Illustrationen die Motivation zum Erlernen der Fremdsprache wecken bzw. steigern. Das Hörverstehen Ihrer Kinder wird durch die vielen Wiederholungen stetig gesteigert, während sie auf spielerische Art und Weise ihre Kenntnisse in der Zielsprache vertiefen.

Die Übungen sind strukturiert und wiederkehrend gestaltet, um das Selbstvertrauen der Kinder in die eigenen Fähigkeiten im Umgang mit der Fremdsprache zu steigern. Die Arbeitsanweisungen sind prägnant gehalten und können gut im Unterricht eingeführt werden. Sie werden zudem durch Piktogramme unterstützt. Dies trägt dazu bei, dass die Kinder keine Angst vor der Fremdsprache haben und sich direkt auf die Bearbeitung einlassen können.

Tipp: Lassen Sie die Kinder beim Format *listen and colour* während der Hörübung jeweils einen Strich mit der genannten Farbe in das entsprechende Bild malen und geben Sie am Ende der Übung noch Zeit zum Ausmalen. So wird sichergestellt, dass die Kinder die Aufgabe in der vorgegebenen Zeit, ohne Stress, richtig bearbeiten können.

Das Material kann im Regel- und Förderunterricht eingesetzt werden. Ich selbst bin ebenfalls DaF-Lehrkraft und habe diese Arbeitsblätter auch für den Englischunterricht mit meiner DaF-Klasse verwendet. Unterstützt durch das visuelle Training mit Wort-Bild-Karten, Memo- und Brettspielen, konnten meine Kinder einen fundierten Wortschatz aufbauen.

Die Lösungen sind so gestaltet, dass sie Ihnen die Arbeit zur Durchsicht erleichtern. Sie können aber auch kopiert und von den Kindern zur Selbstkontrolle genutzt werden.

Ich wünsche Ihnen und Ihren Schülern viel Freude und Erfolg mit den vorliegenden Materialien.

Alina Krygiel



listen (zuhören)



circle (einkreisen)



number (nummerieren)



match (verbinden)



draw (malen)



colour (anmalen)



tick (abhaken)



cross the odd one out (das Falsche durchstreichen)



My family

Name: _____

Datum: _____

1. Listen  and number  .



2. Listen  and tick  . right  wrong 



1



2



3



4



5



6





1. Listen and match.

Families are great. My name is Martin and I love my family.

Let's see what I like to do with my family.

On Monday I like to ride my bike with my dad.

On Tuesday my mum, my sister and I are taking a boat trip on the river.

On Wednesday I like to help my grandma in the garden. My sister and I are planting some flowers.

On Thursday it is rainy. I have to stay at home. My mum, my dad, my sister and I are playing a game in the living room.

On Friday it is sunny again. My dad, my big brother, my sister and I go to the amusement park.

On Saturday I like to go shopping with my mum.

On Sunday, we all go to the beach. I like to build a castle in the sand with my big brother.

VORSCHAU




My family

Name:

Datum:

1. Listen and number .



2. Listen and colour .


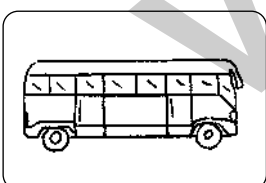
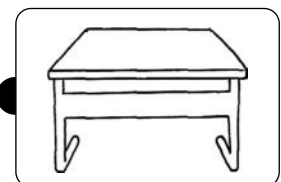
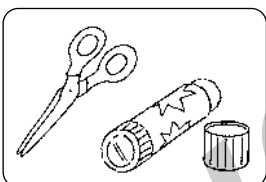


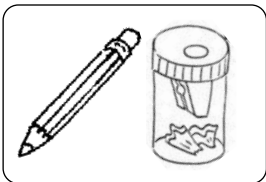
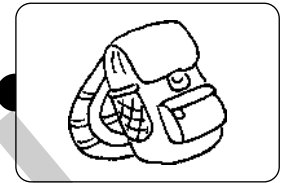
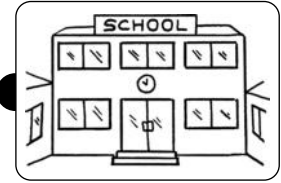
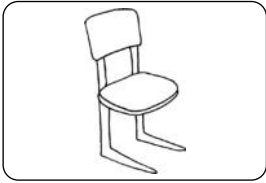







Name: _____

Datum: _____

1. Listen and match



2. Listen and cross the odd one out.










Feelings

Name: _____

Datum: _____








1. Listen  and number  .



2. Listen  and match  .



	Monday	
	Tuesday	
	Wednesday	
	Thursday	
	Friday	
	Saturday	
	Sunday	



1. Listen and number.

We are in the park. There are a lot of people and they have a lot of feelings.

Find the man playing the guitar. He is happy. He is number 1.

There is a boy with a hot dog. He is scared of the dog. The boy is number 2.

The dog is not scared. He is hungry and likes to have the hot dog sausage.
The dog is number 3.

Can you see the girl jogging? She is sweating and is very thirsty.
The thirsty girl is number 4.

Next to the happy man is a beautiful woman. She is in love with the man.
That woman is number 5.

Oh, look! The man with the dog is angry. He doesn't like that the dog wants to have the hot dog. That angry man is number 6.

Can you see the tired and sleepy baby girl? She is number 7.

What a pity! The balloon is flying away. The girl is very sad and she is crying.
She is number 8.

2. Listen and tick.

Number 1: This boy is hungry. 😞

Number 2: This boy is tired. 😞

Number 3: This is a sad girl. 😞

Number 4: This man is very thirsty. 😊

Number 5: This woman is angry. 😡


Number 6: Look! The boy is scared. 😱








Name: _____

Datum: _____

1. Listen , circle  and colour .



2. What is it? Listen  and circle .





1. Listen and colour.

Today the weather is crazy. It is not like it usually is.

The wind is very strong and it is blowing up orange leaves.

The sun is cold today. It isn't yellow, it is green.

Can you see the clouds? They aren't grey, they are brown.

The lightning isn't yellow, it is pink.

Can you find the rain? Today, the rain is purple and the cloud is red.

Today, the snow isn't blue and the cloud isn't white. Today, the cloud is yellow and the snow is dark blue.

There is a colourful rainbow with two green clouds and an orange sun.

What a crazy weather today!

2. Listen and match.

Good morning, everyone. This is the weather forecast for the upcoming week.

On Monday we will expect a heavy storm.

On Tuesday the storm will go away and lead to heavy rain.

On Wednesday it will be foggy.

On Thursday it will be cloudy.

On Friday there will be lightning.

The weekend is going to be very nice. On Saturday it will be sunny.





On Sunday it will be partly sunny with some clouds.



Name: _____

Datum: _____

1. Listen  and circle .





Name: _____

Datum: _____

1. Listen  and draw  .



sunny



partly sunny



cloudy



foggy



rainy



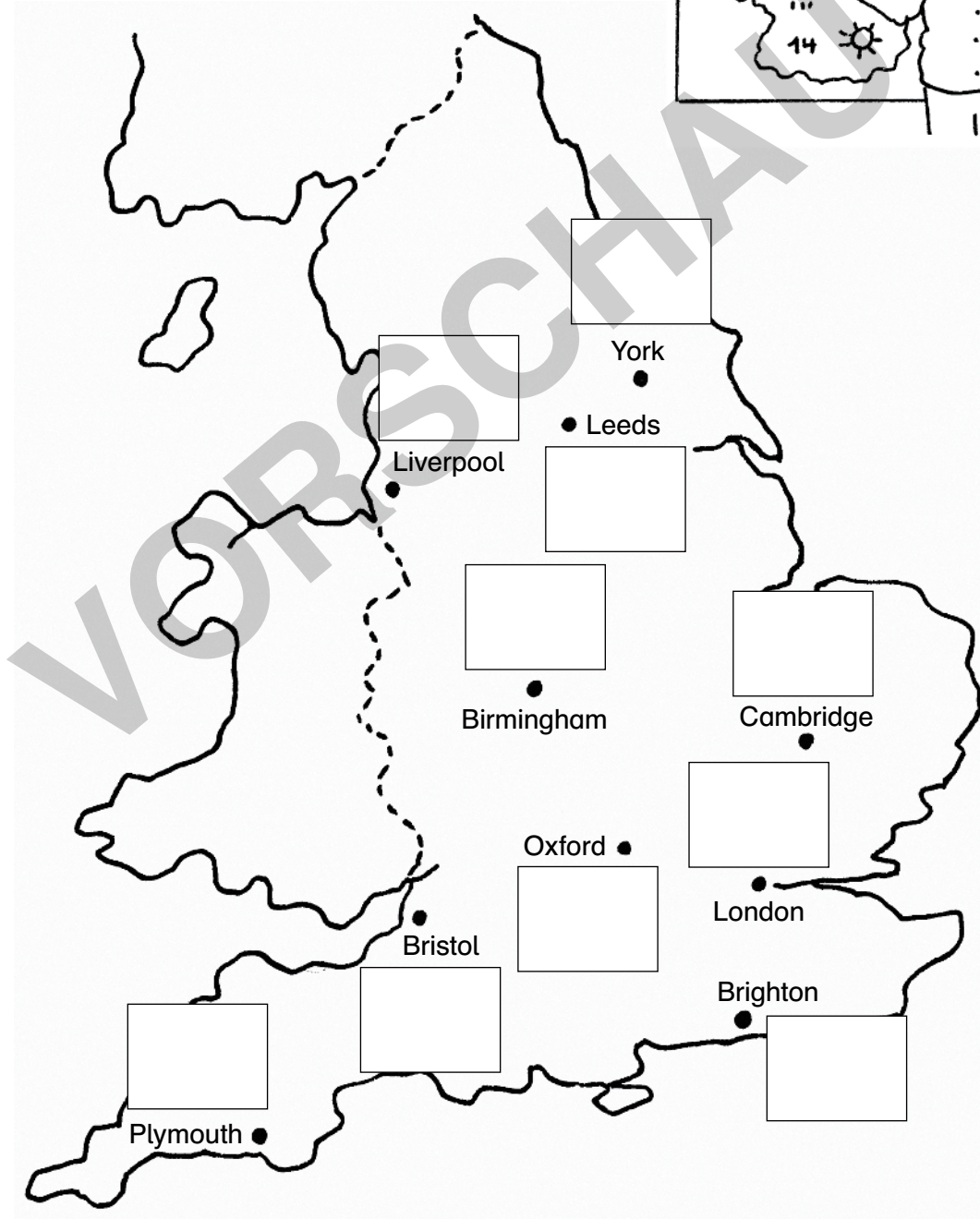
lightning



windy



snowy





1. Listen and number.

I can see a couch. The couch is number 1.

Number 2 is the table and the chair.

Can you find the bedroom? Number it with 3.

I can see a bookshelf. It is number 4.

In the kitchen is a kitchen shelf. It is number 5.

Number 6 is a furniture in the living room. It is the TV.

The bed is number 7.

I see a cake in the oven. The oven is number 8.

The washing machine and the dryer are in the cellar. They are number 9.

Number 10 is the window.

I can wash the dishes in the sink. The sink is number 11.

In the children's room are many toys. It is number 12.

Number 13 is a kitchen furniture. It is cold in there. It is the fridge.

The bathtub is in the bathroom. It is number 14.

Number 15 is the lamp.

The shower is number 16.

2. Listen and cross the odd one out.

In the kitchen you can cook. I can see a mixer and a fridge. There is a sink, too.

TV = 😞

I spend a lot of time with my family in the living room. There is an armchair, a couch and a big shelf with a lot of books in it.

washing machine = 😞


Before I go to school, I go to the bathroom to take a shower and brush my teeth.

There is a big bathtub and a shower. I can see a toilet, too.





oven = 😞



1. Listen  and number  .



2. Listen  and tick  . right  wrong 








House

Name: _____

Datum: _____

1. Listen  and number  .





2. Listen  and circle  .




















Name: _____

Datum: _____

1. Listen  and number  .



2. Look at the Menu. Listen  and colour  .



