




# House

Name:

Datum:

Label  the parts of the house.



**solutions:** attic • cellar • garage • balcony • kitchen • living room • bedroom • bathroom • children's room • hallway • roof • door • letterbox



# House


Name: \_\_\_\_\_

Datum: \_\_\_\_\_

Sort and write  the sentences.


and / the / in / fridge / oven / The / are / kitchen / the

\_\_\_\_\_  
\_\_\_\_\_




in / bathtub / bathroom / toilet / the / and / the / The / are

\_\_\_\_\_  
\_\_\_\_\_




living room / the / are / the / The / and / couch / TV / in

\_\_\_\_\_  
\_\_\_\_\_



in / shelf / bed / The / are / the / and / children's room / the

\_\_\_\_\_  
\_\_\_\_\_




in / spaghetti / cook / I / kitchen / the

\_\_\_\_\_  
\_\_\_\_\_



car / is / The / garage / in / the

\_\_\_\_\_  
\_\_\_\_\_





# House

Name: \_\_\_\_\_

Datum: \_\_\_\_\_

Colour  the picture and write  about the children's room.



In the children's room there is

---



---



---



---



---



---



---



---



---



---

helping words: I can see ... • posters • wall • a closet • a computer • clothes • toys • a bed • a bookshelf • books • a desk • a chair