


Inhalt

	<u>Seite</u>
Vorwort	4
1 Great Britain	5
2 London Sights	6
3 London skyline	7
4 A postcard from London	8
5 The Shard	9
6 Reading is fun!	10 – 11
7 Track puzzles	12 – 13
8 Vehicles	14 – 15
9 Jobs	16 – 17
10 Building words	18 – 19
11 Some and any	20 – 21
12 The Big Five	22
13 Wild animals	23
14 Animals and question tags	24 – 25
15 Alphabets	26
16 The suffix „-ful“	27 – 28
17 The Covid-19 pandemic (Coronavirus)	29 – 30
18 Word detective	31 – 32
19 Irregular verbs	33 – 35
20 Questions and answers	36 – 37
21 Alphabetical order	38
22 Instructions in the classroom	39
23 Adjectives and adverbs	40 – 41
24 Odd word out	42 – 43
25 Monologue and Dialogue	44
26 Dialogues	45
27 European countries/nationalities	46
28 European map	47
29 Covid-19 signs	48
30 House, rooms and furniture	49 – 50
31 Signs – Where to find?	51 – 52
32 Liberty Enlightening the World	53 – 54
33 Trooping the colour	55
34 Lexical categories – Nouns	56
35 Lexical categories – Adjectives	57
36 Lexical categories – Verbs	58
37 The correct spelling	59 – 60
38 Odd word out	61 – 62
39 Opposites – Adjectives	63
40 Opposites – Nouns	64
41 Monroe County Parks Rules	65
42 Collective nouns (- of)	66 – 67

Vorwort



Liebe Kolleginnen und Kollegen

die im Kohl-Verlag erschienene Reihe Lückenfüller eignet sich bestens, um

- Wissenslücken zu füllen,
- zeitliche Freiräume zu füllen,
- Vertretungstunden schnell und erfolgreich vorzubereiten und durchzuführen,
- Lerntheken, Stationen sowie Wochenplanarbeit sinnvoll und strukturiert zu organisieren,
- differenzierende und individualisierende Maßnahmen zu initiieren, sinnvolle Hausaufgaben anzubieten,
- Material zur Übung, Vertiefung und Festigung bereitzustellen,
- Distanzlernen zu unterstützen,
- Fördermaßnahmen für Schüler/innen mit Migrationshintergrund anzubieten,
- Motivation zu schaffen.

Auch der vorliegende Band stellt ein Repertoire an Inhalten und Übungen bereit, die lehrwerksunabhängig und somit vielseitig einsetzbar sind. Er ist ein Angebot, das mit anderen Lückenfüllern der Reihe sinnvoll und erfolgreich kombiniert werden kann.

Also dann – auf geht's – Let's start!

Viel Spaß und Erfolg mit den Materialien wünschen der Kohl-Verlag und

Jochen Vatter

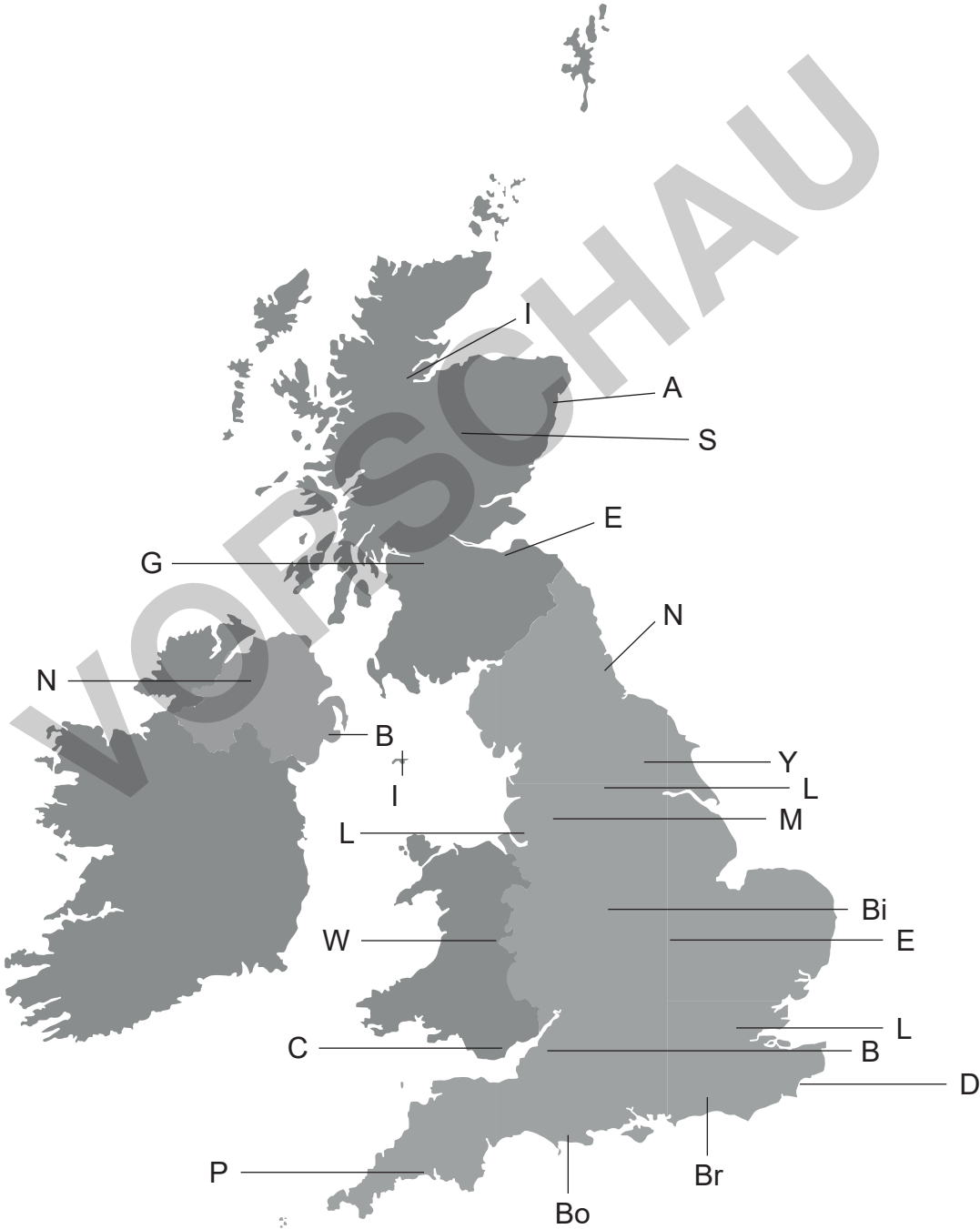
VORSCHAU

1

Great Britain

The map of Great Britain. Place the names on the map.

England, Wales, Scotland, Northern Ireland, Isle of Man, London, York, Leeds, Manchester, Birmingham, Liverpool, Dover, Brighton, Bournemouth, Plymouth, Glasgow, Aberdeen, Edinburgh, Inverness, Belfast, Cardiff, Newcastle upon Tyne, Bristol



2 London Sights

London sights. Write the name of each sight under the photo.

Big Ben, The Tower, Tower Bridge, St. Paul's Cathedral, The Shard, Nelson's Column, The Gherkin, London Eye, Buckingham Palace



19 Irregular Verbs (3/3)

Simple past (einfache Vergangenheit)	Signal words: yesterday, last week, four days ago, last Sunday, ...
Present perfect (vollendete Gegenwart)	Signal words: already, just, never, ever, ...

Quiz. Find the correct Simple Past form. You'll get to know the name of the only Englishman to have been pope.

1. Yesterday, I _____ (to lose) my keys.

H lost **M** lossed **N** losed

2. Last Christmas, Tim _____ (to spend) his holidays at his parents' home.


E spend **U** spended **A** spent

3. Four weeks ago, Ellen and Fred _____ (to meet) their friends.

R med **D** met **N** meted

4. Last summer, Eric _____ (to fly) to Asia.

O flied **I** fled **R** flew



5. Last Sunday, Fred's cat _____ (to catch) a mouse.

I caught **U** catched **Y** caughted

6. Two weeks ago, the singer _____ (to bring) out a new song.

L bringed **S** broughted **A** brought

7. Yesterday, Helen _____ (to put) the keys on the table.

R putted **N** put **T** pot

1	2	3	4	5	6	7

IV.

20 Questions and answers (1/2)

Match the question with the right answer.



A. Where?

1	Where do they live?		He is in the kitchen.
2	Where is your dad?		In a hotel.
3	Where is your mum?		From school.
4	Where do you want to go?		They're on the chair.
5	Where do you come from?	1	In London.
6	Where are your new headphones?		It's near the beach.
7	Where will you stay?		She is at work.
8	Where is the hotel?		To the bookshop.

1 2 3

B. How old?

1	How old are you ?	3	He is thirty-eight.
2	How old is your brother?		She is sixty-one.
3	And how old is your dad?		She is four.
4	How old is your mum?		I'm twelve.
5	How old is your little sister?		He's older than granny.
6	And what about your granny?		He is fifteen.
7	And your grandpa?		They're eight.
8	And how old are your twin brothers?		She is thirty-five.



C. When?

1	When do you get up?	4	At eight every day.
2	When do you leave the house?		At two o'clock. But on Tuesdays later.
3	When does your bus arrive?		In summer. I'll go to Spain.
4	When does school start?		The alarm clock rings at 6:30.
5	When do you come home from school?		Only on Sundays.
6	When will you go on holiday?		It arrives at 7:40.
7	When do you make tours with your family?		After school, won't we?
8	When will we play football?		At 7:30.

21 Alphabetical order

Put the words in the alphabetical order. You can take a dictionary. Write the German meanings next to the English words.

brave, explorer, magnificent, helpless, answer, silent, explore, cinema, headmaster, lettuce, swimming, attraction, angry, cartridge, university, mouse, magic, important, skirt, thirsty, thick

angry

Handwriting practice lines for the word 'angry' and a list of blank lines for the remaining words.



VORSCHAU

22 Instructions in the classroom

Instructions in the classroom. Find the correct answer. You'll get the name of the tallest roller coaster in the world. It is 139 m high and its heart-stopping drop is 127 m high.



1. Hole dir Hilfe auf Seite 60.
K Look at page 60 for help. **C** Help your partner with page 60.
R On page 60 you'll find a text.
2. Vervollständige die Liste.
U Add the list. **O** Copie the list. **I** Complete the list.
3. Die Uhrzeiger einzeichnen.
L Draw the clock. **N** Draw the clock's hands. **R** Draw the hand.
4. Mit einem Partner zusammenarbeiten und vergleichen.
Y Work with partners. **N** Compare your partner. **G** Work with a partner and compare.
5. In die Sprechblasen hineinschreiben.
S Fill in the air bubbles. **D** Fill in the speech bubbles. **E** Fill out the soap bubbles.
6. Übersetze den Text.
O Interpret the text. **U** Frame the text. **A** Translate the text.
7. Kreuze die richtige Antwort an.
K Tick the right answer. **G** Find the correct answer. **J** Encircle the right answer.
8. Take turns.
Y Drehe dich im Kreis. **A** Wechselt euch ab. **O** Schreibe in Spiegelschrift.
9. Spell your name.
O Buchstabiere deinen Namen. **E** Schreibe deinen Namen.
A Nenne deinen Namen.
10. Underline the word.
N Untersuche das Wort. **P** Schreibe das Wort. **T** Unterstreiche das Wort.

1	2	3	4	5	6	7	8			9		10		
									S	C		O		E R

33 Trooping the colour

Trooping the Colour is a ceremony that has taken place each June to honour the official birthday of the British Monarch for over 260 years. Over 1400 parading soldiers, 400 musicians and about 200 horses come together at this military ceremony.

To: Susan@iMiller.co.uk

Hello from London

Dear Susan,

I'm here at Horse Guards Parade, Westminster, watching the Coldstream Guards in their red and black traditional uniform and bearskin. The Guards are practising for the parade on The Queen's birthday next week. The Regimental Band of the Coldstream Guards is one of the oldest and best-known military marching bands in the world. Their ceremonial role is to protect the royal palaces, including Windsor Castle and Buckingham Palace. About 1400 parading soldiers, 200 horses and 400 musicians come together each June in a military ceremony to honour the monarch's official birthday. When arriving at Horse Guard's Parade in Whitehall, the monarch takes the salutes, guns are fired and he inspects the troops.

The event closes with a ceremonial flight by the Royal Air Force. The members of the Royal Family watch it from the balcony of Buckingham Palace.

Yours

Talisha



1. Find further information/surf the internet on this colourful event. Make notes. Present the facts to your class.

2. Write an email about Trooping the colour to your German friend. Explain this special day in German.