

# Inhaltsverzeichnis

Vorwort .....	4
Little wizard Henry and the search for the magic key – Lesespurlandkarte .....	5
Little wizard Henry and the search for the magic key – Lesespurgeschichte (1) .....	6
Little wizard Henry and the search for the magic key – Lesespurgeschichte (2) .....	8
Little wizard Henry and the search for the magic key – Lösungen .....	10
The magic school for wizards – Lesespurlandkarte .....	11
The magic school for wizards – Lesespurgeschichte (1) .....	12
The magic school for wizards – Lesespurgeschichte (2) .....	14
The magic school for wizards – Lösungen .....	16
The stolen wallet – Lesespurlandkarte .....	17
The stolen wallet – Lesespurgeschichte (1) .....	18
The stolen wallet – Lesespurgeschichte (2) .....	20
The stolen wallet – Lösungen .....	22
At the flea market – Lesespurlandkarte .....	23
At the flea market – Lesespurgeschichte (1) .....	24
At the flea market – Lesespurgeschichte (2) .....	26
At the flea market – Lösungen .....	28
Rescuing the baby seal – Lesespurlandkarte .....	29
Rescuing the baby seal – Lesespurgeschichte (1) .....	30
Rescuing the baby seal – Lesespurgeschichte (2) .....	32
Rescuing the baby seal – Lösungen .....	34
At the football stadium – Lesespurlandkarte .....	35
At the football stadium – Lesespurgeschichte (1) .....	36
At the football stadium – Lesespurgeschichte (2) .....	38
At the football stadium – Lösungen .....	40
In the jungle – Lesespurlandkarte .....	41
In the jungle – Lesespurgeschichte (1) .....	42
In the jungle – Lesespurgeschichte (2) .....	44
In the jungle – Lösungen .....	46
The class trip to the Scottish Highlands – Lesespurlandkarte .....	47
The class trip to the Scottish Highlands – Lesespurgeschichte (1) ....	48
The class trip to the Scottish Highlands – Lesespurgeschichte (2) ....	50
The class trip to the Scottish Highlands – Lösungen .....	52



Digitales Zusatzmaterial:

Lesespurkarten in Farbe und Schwarz-Weiß

## ~ Vorwort ~

Liebe Kollegen und Kolleginnen, liebe Eltern, liebe Lernende,

es freut mich sehr, dass Sie sich für dieses Heft und für die Lesespurgeschichten entschieden haben. Lesespurgeschichten sind eine tolle Möglichkeit, die **Lesekompetenz** bei Lernenden zu fördern, und gleichzeitig wecken sie auch die **Freude am Lesen**. Für Lernende der **5. und 6. Klasse** sind sie der erste Schritt weg von den traditionellen Texten im Buch hin zu ersten eigenen **Leserfahrungen** in der Fremdsprache.

### Hilfestellung zum Lesen von Lesespurgeschichten:

1. Zuerst liest man die kurze Einleitung und das Textstück mit der Nummer 1.
2. Anschließend versucht man, durch den Hinweis im Text auf der Karte die nächste Nummer zu finden. Gelingt dies nicht direkt, kann man auch die nächsten Textabschnitte durchsehen und schauen, ob man Hinweise darauf findet, dass hier die Geschichte weitergehen soll.
3. Dann liest man bei der gefundenen Nummer weiter und sucht auf der Karte nach der nächsten Station. Dies wiederholt sich bis zum Schluss. (Manchmal ist es möglich, dass man im Laufe der Geschichte zweimal an denselben Ort kommt. Dies erkennt man daran, dass das entsprechende Bild zwei Nummerierungen aufweist.)
4. Findet man eine falsche Nummer, gibt der Textabschnitt einen deutlichen Hinweis, dass dies nicht die richtige Lesespur ist. Die falschen Nummern sollen nicht in die Lösungsspur „My reading trail“ eingetragen werden.
5. Nachdem die Lernenden die Lesespur komplett gelöst haben, sollten sie sie mit einem farbigen Stift in die Karte einzeichnen.

Da besonders in der 5. und 6. Klasse die Kinder mit verschiedenen Vorerfahrungen aus der Grundschule in die weiterführende Schule kommen, ist **Differenzierung** ein wichtiges Thema. Aus diesem Grund liegt jede Geschichte in **zwei Niveaustufen** vor, einem einfachen (1) und einem mittleren (2) Niveau. Das einfache Niveau kann beispielsweise auch problemlos in der Real- oder Hauptschule eingesetzt werden. Die Textabschnitte des mittleren Niveaus sind etwas ausführlicher, weisen einen anspruchsvolleren Wortschatz auf und haben zusätzlich eingebaute Rätsel, die die Lernenden lösen müssen. Beide Niveaustufen der ersten, fünften, siebten und achten Geschichte sowie die mittlere Niveaustufe der dritten und sechsten Geschichte beinhalten zudem fettgedruckte, nummerierte Buchstaben, die in der richtigen Reihenfolge ein Lösungswort ergeben. Diese hervorgehobenen Buchstaben befinden sich ausschließlich in Abschnitten der korrekten Lesespur und geben somit einen Hinweis darauf, dass der entsprechende Abschnitt definitiv Teil der Lösung ist.

Es empfiehlt sich, die erste Lesespurgeschichte mit den Lernenden gemeinsam zu bearbeiten, damit ihnen das Format danach vertraut ist. Anschließend kann man sie die nächsten Geschichten problemlos **allein** oder in **Partnerarbeit** lösen lassen. Man hat als Lehrkraft verschiedene **Möglichkeiten der Kontrolle**: Die Lernenden können sich selbstständig mithilfe der Lösungsseite kontrollieren, man bespricht die richtige Lesespur am Ende im Plenum oder die Lernenden kontrollieren sich gegenseitig mit den Sitznachbarn bzw. Sitznachbarinnen.

In der Vergangenheit hat sich herausgestellt, dass Lesespurgeschichten **verschiedene Lese- und Lerntypen** ansprechen, weil sie nicht nur Text enthalten, sondern der Text mit dem Entdecken der Spur auf der Karte kombiniert ist.

Gutes Gelingen und viel Spaß beim Lösen der Geschichten wünscht

Julia Weig

~ Little wizard Henry and the search for the magic key -  
 Lesespurlandkarte ~



# Little wizard Henry and the search for the magic key – Lesespurgeschichte (1)

Little wizard Henry lives in a castle in England. It is a very old and dark castle in the mountains. He lives there with his family: his mother, father and his two sisters. One day, he finds an old book that you can only open with a magic key. So he starts to look for the key.

*Start reading at number 1.*

- 1** First Henry searches in his room. He looks under his bed, behind the cupboard and on the shelves. But he cannot find it! Then he has an idea: maybe he can find it on the attic.
- 2** Oh, this is the room of his little sister Matilda. In this room there are only toys and Henry won't find the key. Go back to the last room.
- 3** This is the garage where Henry's family parks their magic cars. Magic cars can fly like little airplanes, so the children aren't allowed to go in the garage without their parents. Go back to the last room.
- 4** Henry goes out into the garden. Bonzo, their magic dog, comes and asks him what he is doing. Magic dogs can speak, you must know. Bonzo hears about Henry's plan and wants to help him. He runs into the old garden shed.
- 5** This is the exit of the castle. Outside the castle, there is a forest with many animals. As Henry is not old enough, he is not allowed to go out of the castle alone without his parents.
- 6** This is the kitchen of the castle. There is a soup on the fire that is cooking itself! Magic! But you won't find anything in here. Go back to the last room.
- 7** Henry runs back to his room with the key in his hand. He takes the key and opens the book. What a big surprise: in the book there are many old magic spells with which he can do funny things!
- 8** Henry checks the right door in the cellar. The cellar is very dark. Henry hears the wind ... uuuuh ... and some spooky sounds. He finds an old wardrobe, he opens it ... and SHOCK. Something is flying out of the wardrobe! A bat! Sadly he cannot find anything in the cellar. Henry wants to ask his father for help. His father is sitting in the dining hall of the castle reading a magic newspaper.
- 9** Henry thinks that his father must know where to find the key, so he goes to the little chamber. He opens the door and only sees a big chaos! So many things: chairs, boxes, tools and shoes. But he just can't find the key. His father didn't know anything, but maybe his mum does.
- 10** This is the room of Henry's older sister Gemma. She doesn't want Henry to go into her room. Go back to the last room.
- 11** You have just entered the magic closet of Henry's parents. Clothes are flying around washing themselves. Wow! But Henry doesn't see his mother. Go on searching.
- 12** Brrrr, it is very cold up here. And there are so many spiders. Henry hates spiders! There are a lot of old things on the attic, Henry can't believe it! He looks in some old boxes and suitcases but he cannot find the key on the attic. What about the cellar with its colourful doors?
- 13** Henry's mother is sitting in the living room of the castle in front of the fireplace knitting new socks for the whole family. "Mum, do you have an idea where I can find the key for this old book?" "Oh darling, sorry, not really. But maybe you could check the library."
- 14** Of course, the old library! Henry finds so many old books! Books about animals and flowers, cookbooks, old schoolbooks of his father ... but no key. Henry has only one last idea: what about the garden?

believe it! He looks in some old boxes and suitcases and finds photos, books, toys of his father, an old camera ... but unfortunately, he cannot find the key. Then he has an idea: what about the cellar?

**13** Henry's mother sits in the living room of the castle in front of the fireplace. She loves fire because she says it has something mystical and magical at the same time. She is sitting in her old armchair knitting new socks for the whole family. "Mum, do you have an idea where I can find the key for this old book?" "Oh darling, sorry, not really. But maybe you could check the library."

**14** Of course, the old library! Henry enters it and starts searching. So many old books! Books about gardening, about flowers, cookbooks, old schoolbooks of his father ... but no key. Henry is really sad. He has only one last idea: what about the garden?

**15** You are now in the bedroom of Henry's parents. Henry and his sisters are allowed to be in this room, but his parents wouldn't like their children to have a look in all the drawers and cupboards. So please go back to the last room.

**16** Henry's father is sitting in the dining hall of the castle reading a magic newspaper. Henry asks him, "Hey Dad, I am searching for a magic key to open this book. Do you have an idea where I can find it?" His father thinks about it for a second. "Oh, that's a difficult question. I have never heard about this key. What about the little chamber next to our closet?" "Thank you, Dad! Yes, of course, I will have a look there."

**17** This is the guest room. Henry hears a strange sound coming out of it and comes closer. Oh, now he knows what it is. Grandma Sally is visiting and she wanted to sleep after lunch. This is her snoring. Henry smiles and goes on searching because he doesn't want to disturb his grandma.

**Read the following three words backwards and choose the right word if you want to find out the name of Grandma Sally's husband and Henry's grandfather:**

**nosiddam**

**mahgnikcub**

**kcirederf**

**18** Henry and Bonzo look inside the old garden shed. Bonzo has a very good nose with which he can find magic objects easily and so he starts to search for the key. After a while he finds it inside a small box underneath an old shelf covered with a lot of dust. Henry is extremely happy and excited! "Bonzo, you are great! Thank you so much for your help!"

**Before you go on reading, draw Henry's dog Bonzo next to Henry, please!**

**19** This is not the library. It is just a small room where Henry's mother keeps stuff that nobody needs. Oh, but what is this? Henry finds his raincoat that he was looking for. How lucky!

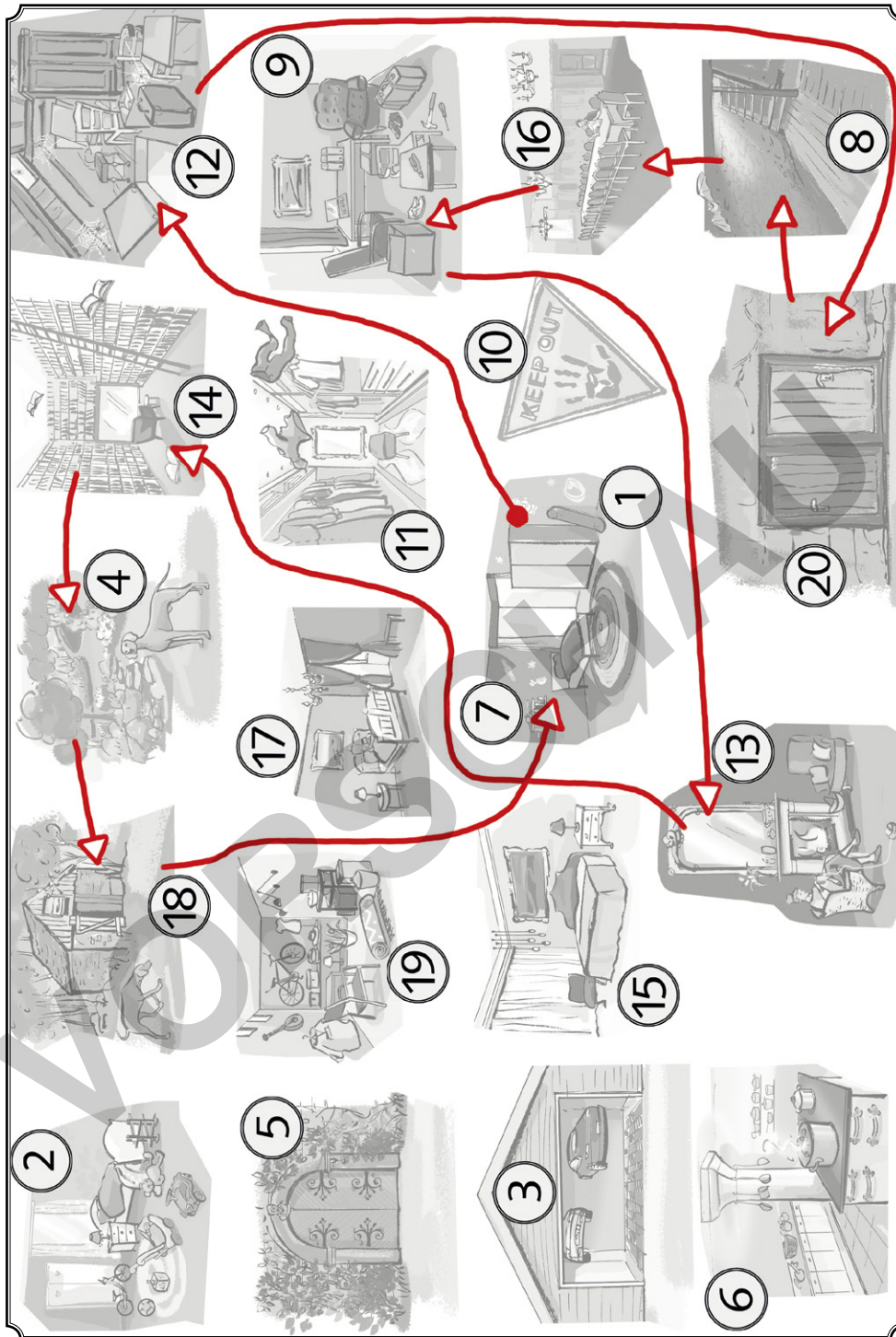
**20** To go down to the cellar you have to climb down more than 100 steps. And it is so dark down here that Henry can hardly see anything. Down in the cellar there are two doors. Henry chooses the left door and looks inside the room. This is not the correct room, he only sees the heating and he knows that his parents don't keep any stuff in here. So he has to check the second door in the cellar.



**My reading trail:**

1

# Little wizard Henry and the search for the magic key – Lösungen



My reading trail:

- |   |    |    |   |    |   |    |    |   |    |   |
|---|----|----|---|----|---|----|----|---|----|---|
| 1 | 12 | 20 | 8 | 16 | 9 | 13 | 14 | 4 | 18 | 7 |
|---|----|----|---|----|---|----|----|---|----|---|


Solution word: **magic wand**

Solutions:

Riddle to **4**: The castle was built **888** years ago.

Riddle to **17**: Grandma Sally's husband and Henry's grandfather is called **Frederick**.

# Rescuing the baby seal – Lesespurlandkarte



## Rescuing the baby seal – Lesespurgeschichte (1)

Luke, Margie and Mr and Mrs Johnson are the Johnson family. Every year they spend their Easter holiday at the English coast in a small town near Brighton. Sometimes they are lucky and it is not raining the whole week. While going for a walk they find something very interesting this year.

*If you want to find out what exactly happens during their trip, start reading at number 1.*

**1** Luke, his younger sister Margie and their parents stand in front of their holiday house and prepare for a long walk along the coast. Today the weather is even beautiful and the sun is shining. First, they go by car and park it before they start walking. But where can they buy a map of the region?

**2** This is the supermarket of the little town where the Johnsons are spending their holidays. But today they have enough sunscreen and food at home. They don't need to go there.

**3** When they finish the ice cream Mrs Johnson wants to take a family picture on the pier because she would like to show it to Grandma Judy. They ask a couple with a dog who pass by. So everybody please say "Cheeeeeese"! What a nice picture of the Johnson family with a big rock in the background.

**4** This is an old graveyard of the Anglo-Saxons. There are lots of graves, stones and many old trees. The Johnsons are not passing by the graveyard because they choose a more beautiful way for this sunny day.

**5** Later they are back at home. What an exciting day! Before Luke and Margie go to bed their parents have to promise that they will visit the baby seal in the wildlife sanctuary before they go back home.

**6** This is a little seagull singing along. What a beautiful animal, but the Johnsons don't meet it on their tour around the beach area.

**7** Three days later the Johnsons visit the baby seal. "He is feeling good again and looks really happy. I am sure we can bring him back to the sea soon," says the nice man who was at the beach the other day. "Oh, thank you so much!" Luke and Margie shout at the same time.

**8** After a few metres of walking along the beach, they see a little hut where a man is selling ice cream. Margie shouts, "Daaaad, can we please have some ice cream?" They walk over to the man and buy four scoops of ice cream, one for everybody. Mrs Johnson has an idea, "Hey, let's walk over to the pier, sit down and eat the ice cream there."

**9** First they walk past an old church from the 14th century. The windows are colourful and that's why it is very dark inside. "What a beautiful church," Mrs Johnson says and starts taking pictures. Luke checks the map: a few metres eastwards and they will finally see the seaside!

**10** This is another hut at the beach where a young girl is selling self-made lemonade. It looks delicious but as they already had ice cream, Margie and Luke are not allowed to buy lemonade. So please go back to the last place.

**11** So many cars, it must be difficult to find the right one. Unfortunately, this is not the car park where they left their car at the beginning of the trip. You have to search for the right car park.

**12** Luke and Margie especially like the dog of the nice couple. But their parents want to continue the trip. Suddenly Luke hears a strange sound. What is it? He runs along the beach and sees a big rock.

**13** You only found a dustbin at the beach. The Johnsons did not even have time to eat their picnic, so they don't need a dustbin today.

**14** The coastguards arrive quickly, put the baby seal on a stretcher and carefully carry him to their car. "What will you do with him now?" Luke asks. "We will bring him to a wildlife sanctuary where some doctors will take care of him," the nice man answers. "Please be careful. I really want him to survive!" Margie cries. Then Mrs Johnson warns, "Luke, Margie – your lips are blue, we must go back to the car."



12 Luke and Margie especially like the dog of the nice couple. But their<sub>3</sub> parents want to continue the trip. Suddenly Luke hears a strange sound. What is it? It sounds like an animal. "Maybe it needs help!" Luke thinks. He runs along the beach and sees a big rock.

13 You only found a dustbin at the beach. The Johnsons did not even have time to eat their picnic, so they don't need a dustbin today.

14 The coastguards arrive quickly, put the baby seal on a stretcher and carefully carry him to their car. "What will you do with him now?" Luke asks. "We will bring him to a wildlife sanctuary where some doctors and animal keepers will take care of him," the nice man answers. "Please take good care of him. He looks so cute and I really want him to survive," Luke replies. Then Mrs Johnson warns, "Luke, Margie – your lips are blue, we must go back to the car."

**If you want to know what name they gave the little baby seal, have a look at the letters in the riddle. Can you find the name?**

RZUCKIOANBUMYELEADY  
LUCKYZUEZCSBSNMAED  
DERGALORTZUBWERTIOL  
POJUHVERTSDEAUZTGILO

15 The two men drive away with the baby seal, and Luke and Margie are really sad. Margie even starts to cry. "I am so afraid that he will not survive," she howls. "I am sure, he will because the coastguards have a lot of experience with baby seals," Mr Johnson answers. The four Johnsons start to walk back to find their car on the parking space where they left it and drive back home.

16 Unfortunately you go in the wrong direction. Here you can see the primary school of the little village but in the holidays especially Luke and his sister don't want to see a school. Luke and his father check the map, but this is the wrong way. Please go back.

17 Luke walks around the rock. Shock! He sees a baby seal! What is it doing here at the beach? Where are its parents? "Dad, what shall we do now?" Margie asks. She starts to be sad. Will the baby seal survive? "We have to call the coastguard, they know what to do," Mr Johnson says and takes out his mobile phone.

**Do you want to know how old Mr Johnson is? Margie is 7 years old and Luke is 9 years old. If you take Margie's age three times and Luke's age twice, you know how old Mr Johnson is. Mr Johnson is ..... years old.**

18 You finally found the right car park and got into the car, but this is not the correct holiday house. The Johnsons live somewhere else, in the direction of the forest. Their holiday house is red with a brown roof and a small garden in front of the house.

19 They buy a map of the area at a small kiosk. Luke i<sub>5</sub>s always walking in front of his father holding the map and checking the way. He has already learned a lot from his father like for example how to read a map and find the way. Today the Johnsons want to try a new way along a beach where they have never been before. They go northwards first and see something very, very old!


20 Mrs Johnson is still taking pictures when the rest of the family already leaves. Finally, they see the beach. Wow, it is so beautiful! Even though it is a sunny day, the sea is rough and there are high wav<sub>6</sub>es. The children can feel the salt on their skin. This is the holiday feeling they were looking for! "I love the seaside!" Margie shouts. She is just happy. There is only one thing missing so that everything is perfect: her favourite dessert!

My reading trail:

1

**Solution word:** The little baby seal ..... and was brought back to the sea after

# ~ The class trip to the Scottish Highlands – Lesespurlandkarte ~



## ~ The class trip to the Scottish Highlands – Lesespurgeschichte (1) ~

This summer the class 6d of St George's School in Edinburgh leaves for a class trip to the Scottish Highlands. On the second day, their teacher, Mrs Hart, plans a quiz rally around the area of their youth hostel. Of course, the four friends Lenny, Ethan, Anna and Lily are in one team!

*If you want to know what happens during the quiz rally and if the four friends win it, start reading at number 1.*

**1** The sun is shining and the students stand in front of the youth hostel in little groups. Mrs Hart comes out of the house and shouts, "Everyone, please stand together in your quiz groups!" So Lenny, Ethan, Anna and Lily go together and Mrs Hart gives them the quiz and the map for the rally. Anna suggests, "Hey, let's sit down somewhere and read everything first."

**2** This is not a place the friends found on the map. You are standing in front of a small gas station. Mrs Hart doesn't want her students to walk to a gas station, she prefers nature. Go on searching!

**3** The four friends arrive back at the youth hostel, but they see that two other groups came back before them. So they had a really nice day and a lot of fun even though they only got the third place! But the third out of seven is still good! "Our barbecue party starts in five minutes on the field next to the youth hostel!" Mrs Hart shouts.

**4** This is not the correct memorial. This one shows two old sailors, but the friends have to find the famous Nessie Memorial. You have to go on searching for the correct one!

**5** Oh, I'm sorry, you are not at the right place! This is an old hut where fishermen can leave their equipment. Go back to the last place on the map.

**6** "Yees, we found it! Let's take a picture in front of the Nessie Memorial!" Anna shouts. They take a selfie because they want everybody to be in the picture. Then the four friends look at the map again to find out the next place they have to go to. Ethan says, "Well, it looks as if it is not far away from  $m_4$  here, but it's difficult to say what the second stop exactly is. I think it is something old and a bit spooky because of the colours on the map."

**7** "Oh, I know what Mrs Hart  $t_1$  means with this symbol!", Lily shouts. "This is the leaf of an oak – a typical tree in Scotland." "Wow, Lily, you are clever!" Lenny says. The four friends search for an oak and take a picture of it as a proof for their teacher. Suddenly Ethan shouts, "Mrs Hart said we have to be back at the youth hostel at 6 p.m.!" So they go back to the youth hostel.

**8** You are wrong. This is not an oak; it is a pine. It is also a typical Scottish tree but not the one Mrs Hart meant.

**9** This was the wrong direction! You walked a kilometre in westward direction and you arrived at an old goat park. So please go back to the last place.

**10** This is the sty of the youth hostel owner where his pigs live. They are so happy to see the four friends and make funny sounds. But this is not the right place. Go back to the last place.

**11** Now  $s_5$  they can start! Lily sits down on a bench and looks at the map, "Hey everybody, let's check what we have to do. Mhhh ... okay ... so we have to find different places with the help of the map and take a picture of us there as a proof for Mrs Hart." Let's start! The first place that the friends have to find is a memorial of the famous Nessie monster. To go there they must walk past a lake first.

**12** They walk to a small hut in the park and buy some food for the deer. The friends stay at the deer  $r_7$  preserve for another minute and enjoy looking at the beautiful animals. Then they move on. Last hint on the map! But what is it, a leaf?

**13** "I got it! The second place is a graveyard because there is a cross at the map," Lily says. The four friends just walk for about five minutes and arrive at the graveyard. Uuuuh, it is a spooky atmosphere. That's why they quickly take the picture and exit the graveyard to  $o_6$  look at the map for the next spot. In the background they hear some sounds which seem to come from a train or an old car.

- 14** The way leads the four friends around a beautiful lake and a huge field of grass. Then Anna finally sees the memorial.
- 15** Lenny takes out the map and checks it for the fourth spot. What he sees looks like the head of an animal. What could that be? "Aaaaah!" Lenny shouts. "I know what that means. At the beginning of our rally, I saw a park with some deer in the background. I think this is where we have to go." The friends arrive there and take a selfie. "I want to feed the animals," Lily says.
- 16** This is the garage of the owner of the youth hostel. Guests are not allowed to enter because he keeps his tractor there. You went into the wrong direction. Go back.
- 17** Oh no, the four friends got into a dead-end street. Please go back, this is not the right way.
- 18** This is a small house where an old woman lives all alone in the middle of the Highlands. But the four friends should not disturb her.
- 19** The quiz says, "From the second place you walk one kilometre in westward direction and then you will know what I chose as the third spot." The friends start walking and after fifteen minutes they see an old bridge for trains. "I know this bridge, I have already seen it in a movie. Woowow!" Lily shouts. The friends take a picture and move on.
- 20** You found the entrance of an old castle. In Scotland there are many, many castles and some of them were built hundreds of years ago. Unfortunately, this is not the right spot on the map. Go back to the last place.
- 21** After the rally the whole class celebrates that they had such a great afternoon and everyone had so much fun. The owner of the youth hostel prepares a big barbecue. Yummy! Everybody eats, drinks, talks and laughs. What a great day!
- 22** This is the bus which brought the whole class to the Highlands. On Friday they have to take the same bus back to Edinburgh. But this is not part of the quiz rally.

My reading trail:

1

**Solution word:** The four friends know what is important for such a rally: good .....

### Vocabulary

<b>youth hostel</b>	Jugendherberge	<b>spooky</b>	gruselig
<b>map</b>	Karte, Landkarte	<b>westward</b>	westlich
<b>proof</b>	Beweis	<b>gas station</b>	Tankstelle
<b>memorial</b>	Denkmal	<b>hint</b>	Hinweis
<b>equipment</b>	Ausrüstung	<b>oak</b>	Eiche
<b>graveyard</b>	Friedhof	<b>to disturb</b>	stören
<b>even though</b>	obwohl	<b>pine</b>	Kiefer (Baum)