

Colours



Hinweis für die Lehrkraft: Bevor die Karten ausgeschnitten werden, müssen die Kreise in den entsprechenden Farben ausgemalt werden.

Begriff	Visualisierung	Erklärung 1	Erklärung 2
white		On a sunny day clouds are this colour.	It's the 'opposite' of black.
yellow		The sun is this colour.	You can find this colour in the middle of a traffic light.
orange		It's the name for both a colour and a fruit.	You get this colour when you mix yellow with a little bit of red.
red		Tomatoes, strawberries and most apples share this colour.	Hair can be blond, brown, black or this colour.
pink		A famous animated (= Zeichentrick animiert) panther is this colour.	Pigs are this colour.

Money




Begriff	Visualisierung	Erklärung 1	Erklärung 2
---------	----------------	-------------	-------------



euro(s)		<p>People in most European countries use this currency (= <i>Währung</i>).</p>	<p>In the USA they have dollars; in Europe we have ...</p>
cent(s)		<p>In most European countries we pay in euros and ... In the USA they pay in dollars and ... It's the same word.</p>	<p>There are 100 ... in a euro.</p>
pound		<p>The British use this currency (= <i>Währung</i>).</p>	<p>The symbol of this currency (= <i>Währung</i>) looks like the letter 'L' in script (= <i>Schreibschrift</i>).</p>
penny/pence		<p>The British pay in pounds and ...</p>	<p>There are 1£ and 2£ coins. What are the smaller coins called?</p>
dollar		<p>People in the US, New Zealand, Australia and many other countries use this currency (= <i>Währung</i>).</p>	<p>The symbol of this currency (= <i>Währung</i>) looks like the letter 'S' cut by a line in the middle going from top to bottom.</p>

Money



1 Copy the cards that you and your three partners have got.

--	--	--	--

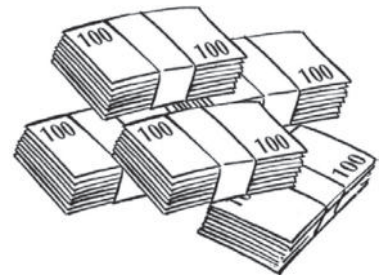
2 It was...

easy	okay	difficult

... to find my partners.

3 Take a look at the newspaper or do research on the Internet and find today's exchange rate (= *Wechselkurs*).

You want to exchange €150. How many US dollars and British pounds will you get in return?



4 Create an acrostic with the word 'money'. Use only words which have to do with money.

M

O

N

E

Y

Food pyramid




Begriff	Visualisierung	Erklärung 1	Erklärung 2
---------	----------------	-------------	-------------



food pyramid		It's a pyramid which you do not find in Egypt but in articles about food.	This pyramid tells you how much of each kind of food you should eat.
fruit		Apples, bananas and cherries, as well as pineapples, are all ...	Jam is usually made of sugar and this kind of food.
vegetables		Tomatoes and carrots are examples of ...	A salad is usually made of this kind of food.
meat		Pork, chicken and beef are examples of ...	Vegetarians and vegans do not eat this kind of food.
grains		Potatoes, pasta and rice are examples of ...	Athletes need to eat a lot of this kind of food because of their training.

Food pyramid



1 Copy the cards that you and your three partners have got.

--	--	--	--

2 It was...

easy	okay	difficult

... to find my partners.

3 Look at the food pyramid. Give names to the different groups of food. Make a list of the products which are part of the different food groups. Say if they are good or bad for you when you eat a lot of them.

4 Draw your own food pyramid with things you eat every day. Put them in the right place. Is the way you usually eat good or bad for your health (= *Gesundheit*)?

5 Create a meal that is good for you. Remember: A meal has three parts – a starter, a main course and dessert.

