








# Inhaltsverzeichnis

<b>Vorwort</b> .....	5	Station 7	Relative pronouns .....	23	
<b>Materialaufstellung und Hinweise zu einzelnen Stationen</b> .....	6	Station 8	Relative clauses .....	24	
<b>Route card</b> .....	7	Station 9	The infinitive .....	25	
<b>Vocabulary</b>		Station 10	The tenses 1 .....	26	
Station 1	A picnic .....	8	Station 11	The tenses 2 .....	27
Station 2	In a bakery .....	9	<b>Text work</b>		
Station 3 	Talking about films .....	10	Station 1 	New Zealand .....	28
Station 4	Travel items .....	11	Station 2 	Newspapers .....	29
Station 5	Booking a room .....	12	Station 3	How Chinese people write.	30
Station 6 	Sweet vs. savoury .....	13	Station 4	Funny jokes .....	32
Station 7 	Countries and languages .	14	Station 5 	One out of two .....	33
Station 8	At a restaurant .....	15	<b>Mediation and translation</b>		
Station 9	The human body .....	16	Station 1	Signs .....	35
<b>Grammar</b>			Station 2	Translating idioms .....	36
Station 1	Basic grammatical terms .	17	Station 3	Whale watching in New Zealand .....	37
Station 2 	Nouns .....	18	Station 4	What are you talking about? .....	38
Station 3	Plural nouns .....	19	<b>Solutions</b> .....	39	
Station 4	Conjunctions .....	20	<b>Transcripts of the listening comprehension texts</b> .....	50	
Station 5	Prepositions 1 .....	21			
Station 6	Prepositions 2 .....	22			

# Route card

for \_\_\_\_\_



## Obligatory stations

Station number	done	checked
number _____		
number _____		
number _____		
number _____		
number _____		
number _____		
number _____		

## Optional stations

Station number	done	checked
number _____		
number _____		
number _____		
number _____		
number _____		


## Talking about films



### Task 1

Work with a partner. Look at the list below and tick (☑) the correct topic for each word.

Look up the words you don't know in a dictionary.



	genre	making films	person
1. romance	<input type="checkbox"/>	<input type="checkbox"/>	<input type="checkbox"/>
2. director	<input type="checkbox"/>	<input type="checkbox"/>	<input type="checkbox"/>
3. soundtrack	<input type="checkbox"/>	<input type="checkbox"/>	<input type="checkbox"/>
4. camera	<input type="checkbox"/>	<input type="checkbox"/>	<input type="checkbox"/>
5. science fiction film	<input type="checkbox"/>	<input type="checkbox"/>	<input type="checkbox"/>
6. actor/actress	<input type="checkbox"/>	<input type="checkbox"/>	<input type="checkbox"/>
7. special effects	<input type="checkbox"/>	<input type="checkbox"/>	<input type="checkbox"/>
8. action film	<input type="checkbox"/>	<input type="checkbox"/>	<input type="checkbox"/>
9. costume designer	<input type="checkbox"/>	<input type="checkbox"/>	<input type="checkbox"/>
10. comedy	<input type="checkbox"/>	<input type="checkbox"/>	<input type="checkbox"/>
11. scene	<input type="checkbox"/>	<input type="checkbox"/>	<input type="checkbox"/>
12. composer	<input type="checkbox"/>	<input type="checkbox"/>	<input type="checkbox"/>
13. (animated) cartoon	<input type="checkbox"/>	<input type="checkbox"/>	<input type="checkbox"/>
14. film critic	<input type="checkbox"/>	<input type="checkbox"/>	<input type="checkbox"/>
15. script	<input type="checkbox"/>	<input type="checkbox"/>	<input type="checkbox"/>



### Task 2 "Track 1"

Listen to the dialogue. Can you guess which film(s) they're talking about?

## Countries and languages



### Task 1 "Track 3"

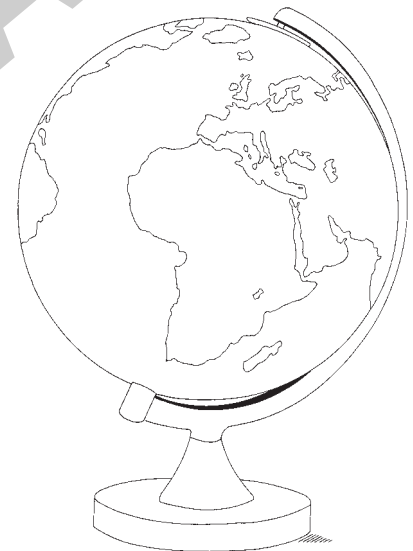
Listen to the CD and mark off (= *abgrenzen*) the countries in the big word snake.

FranceTheUKPolandTurkeyTheUSACanadaTaiwanRussiaItalyPortugal  
GreeceMexicoBrazilChinaSpainJapanUkraineSaudiArabiaGermanyKorea



### Task 2

Fill in the gaps of the grid. You have to find out a country or the language that is spoken in this country. Use the letters in the grey boxes to find the solution word.



1. France		F	r	e	n	c	h		
2. Mexico									
3.		l	t	a	l	i	a	n	
4. China									
5. Poland									
6. The UK									
7.		K	o	r	e	a	n		
8. The USA									
9.		S	p	a	n	i	s	h	
10. Portugal									
11.		T	u	r	k	i	s	h	
12. Greece									
13. Russia									

Solution word:

## Basic grammatical terms



## Task

Read the statements and decide which of the answers are correct.

Tick (☑) the correct answers. Connect the first letters of the answers to get a solution word.






1.	The word “dangerous” is a/an...	<input type="checkbox"/> noun <input type="checkbox"/> adjective <input type="checkbox"/> verb
2.	The comparative form of “good” is...	<input type="checkbox"/> worst <input type="checkbox"/> gooder <input type="checkbox"/> better
3.	The infinitive form of “singing” is...	<input type="checkbox"/> sing <input type="checkbox"/> sang <input type="checkbox"/> sings
4.	In English there is ... definite article.	<input type="checkbox"/> two <input type="checkbox"/> no <input type="checkbox"/> one
5.	... is an uncountable noun.	<input type="checkbox"/> Bottle <input type="checkbox"/> Love <input type="checkbox"/> Teenager
6.	The German preposition “bis” can be translated with the English...	<input type="checkbox"/> at <input type="checkbox"/> until or by <input type="checkbox"/> from
7.	“Yesterday, this morning, after gym, in the night” are...	<input type="checkbox"/> time phrases <input type="checkbox"/> words <input type="checkbox"/> plural forms
8.	The adverb “schließlich, endlich” can be translated with...	<input type="checkbox"/> at least <input type="checkbox"/> last <input type="checkbox"/> eventually

Solution word:

1      2      3      4      5      6      7      8

## Prepositions 2

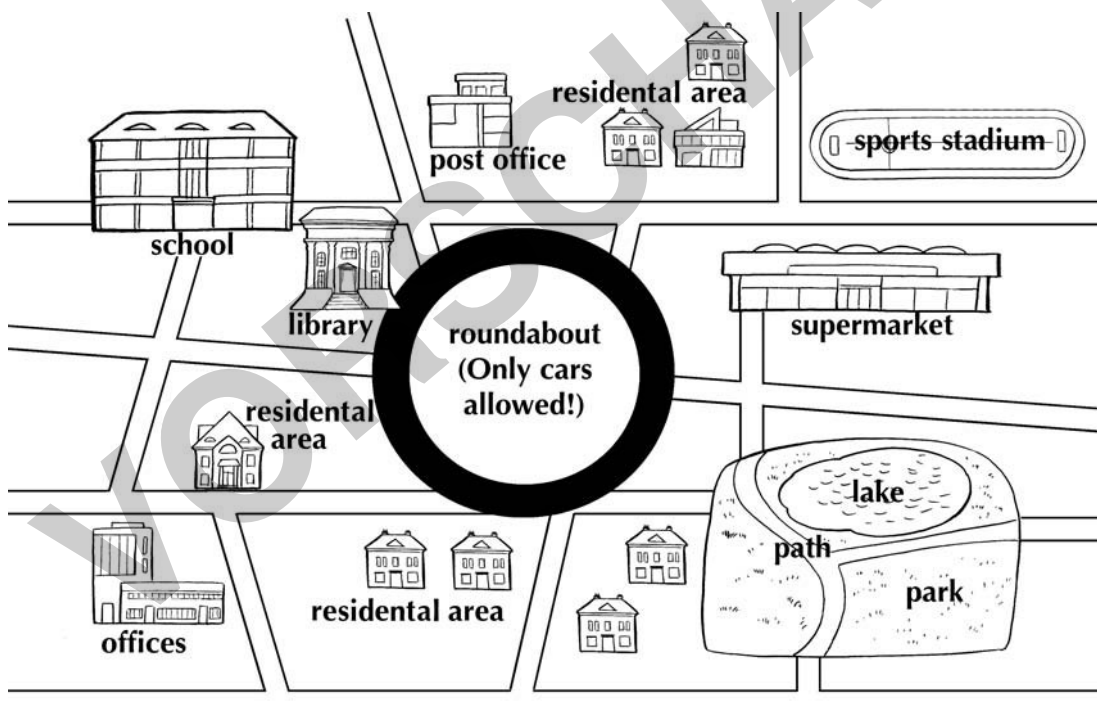
Die häufigsten Präpositionen für eine Wegbeschreibung sind die Folgenden:

- Turn (1<sup>st</sup>, 2<sup>nd</sup>, 3<sup>rd</sup>) left (at)  / Turn right (at) 
- Go straight on (or walk up/down)  / Cross the road 
- Go past (the library, shop, school, traffic light) / Go through 



### Task

Look at the drawing of the map. Read the text below and fill in the gaps with the correct prepositions. Use the prepositions from the box above.



The quickest way from the school to the lake in the park \_\_\_\_\_ the residential and office area. When you leave the school you \_\_\_\_\_ the library on your left and \_\_\_\_\_. You have to pass the residential area, then you have to \_\_\_\_\_ and \_\_\_\_\_ the street next to the office area. After that you should \_\_\_\_\_ again and \_\_\_\_\_ to the park. In the park you should \_\_\_\_\_ the path to find the lake.

## The tenses 1

Die gängigsten Zeitformen im Englischen sind:

1. **Simple present/Present progressive** (I eat/I am eating)
2. **Simple past/Past progressive** (I ate/I was eating)
3. **Present perfect/Present perfect progressive** (I have eaten/I have been eating)
4. **Past perfect** (I had eaten)
5. **Will future** (I will eat)
6. **Going-to future** (I am going to eat)



### Task 1

Write down as many (regular or irregular) verbs as you know.

Use your textbook to find more verbs.

Then conjugate the verbs into the required verb forms in the boxes below.

Don't forget to change the personal pronoun.

**Example:** to play

Past perfect: he had played

Present progressive: we are playing

\_\_\_\_\_

Will future:

\_\_\_\_\_

Past perfect:

\_\_\_\_\_

\_\_\_\_\_

Present perfect progressive:

\_\_\_\_\_

Simple past:

\_\_\_\_\_

\_\_\_\_\_

Present progressive:

\_\_\_\_\_

Past perfect:

\_\_\_\_\_

\_\_\_\_\_

Simple past:

\_\_\_\_\_

Going-to future:

\_\_\_\_\_

\_\_\_\_\_

Past perfect:

\_\_\_\_\_

Past progressive:

\_\_\_\_\_

\_\_\_\_\_

Will future:

\_\_\_\_\_

Simple past:

\_\_\_\_\_

\_\_\_\_\_

Will future:

\_\_\_\_\_

Past perfect:

\_\_\_\_\_

\_\_\_\_\_

Past progressive:

\_\_\_\_\_

Past perfect:

\_\_\_\_\_

\_\_\_\_\_

Simple past:

\_\_\_\_\_

Present perfect progressive:

\_\_\_\_\_

## How Chinese people write



### Task 1

Read the following text. Fill in the gaps with the given words from the box.

The Chinese \_\_\_\_\_<sup>1</sup> comprises nearly 70 000 signs which are made up of more than 5 000 \_\_\_\_\_<sup>2</sup>.

The characters stand for different nouns, things or nonfigurative ideas. A Chinese person needs to \_\_\_\_\_<sup>3</sup> about 4 000 characters to be able to read \_\_\_\_\_<sup>4</sup>.

You can say that the characters symbolise a simple “image” of the nouns or objects. Even plain words like woman and man or son and daughter can be written down with \_\_\_\_\_<sup>5</sup> characters.

For example: a woman is “女人” which means female (女) and human (人). The man as a person is “男子” and the “男” stands for male. A child is a “子” or a “儿” therefore the word son is a \_\_\_\_\_<sup>6</sup> of “儿子” and a daughter of “女儿”. With a proper look at the character for female 女, a human body is still visible. You can see the head or the neck and the body with its arms and legs.

In the past Chinese was written down from right to the left in \_\_\_\_\_<sup>7</sup> from the top to the bottom but since the script reform in 1955 the government has \_\_\_\_\_<sup>8</sup> the writing system to western standards. Now the majority of the books in China are \_\_\_\_\_<sup>9</sup> in lines from left to right from top to the bottom.

combination

printed

characters

adjusted

script

memorize

columns

properly

different

女人 男子 儿子



One out of two



Task 3

In each sentence you can find a mistake. Cross it out and form a solution sentence with all the words you found.



1. The old woman didn't hesitate and swung let her wooden magic wand again to change the mice into horses.
2. Suddenly all the other pets were transformed into real the men to accompany Cinderella for the evening.
3. But Cinderella needed a proper dress for the big ball and before she could cat say something her old and dirty dress turned into a beautiful blue outfit with a pair of glass slippers on her feet.
4. The old woman gave Cinderella the good advice to leave the ball out before midnight because her spell would end at midnight.
5. As soon as the prince saw Cinderella he fell in of love with her and they danced the whole night together.
6. As Cinderella heard the clock start to strike midnight she ran the away and lost a slipper on the stairs.
7. With the final stroke of midnight her beautiful dress became bag her old and dirty clothing but her glass slipper remained a glass slipper.

Solution sentence: \_\_\_\_\_  
 1                      2                      3                      4                      5                      6                      7



Task 4

Find the scrambled words in the text and write them out correctly. Try to find other English words with the same meaning and translate the word into German.

**Example:** eanm → mean → nasty (= gemein)

1. orireblh → \_\_\_\_\_
2. ulfredonw → \_\_\_\_\_
3. yldendus → \_\_\_\_\_
4. dewse → \_\_\_\_\_

## What are you talking about?



### Task 1

For the following task you need your textbook or a dictionary. Find as many nouns, verbs, adjectives and adverbs as possible. Then work with a partner and explain one of the words to him/her. Can your partner guess the correct word in German?

Example:	Nouns	Verbs	Adjectives	Adverbs
	nature	sleep	boring	completely

Nouns	Verbs	Adjectives	Adverbs



### Task 2

Look at the statements and choose one. Which one describes you the best? Explain why. Find a partner and compare.



“If you can’t be kind, be quiet.”

“When nothing goes right – go left.”

“Let life surprise you.”

“The less you respond to negative people, the more peaceful your life will become.”

“If it comes, let it. If it goes, let it.”

---

---

---

---

---

---

---

---