


Mein

Ziffern-Mengenheft

6 bis 10

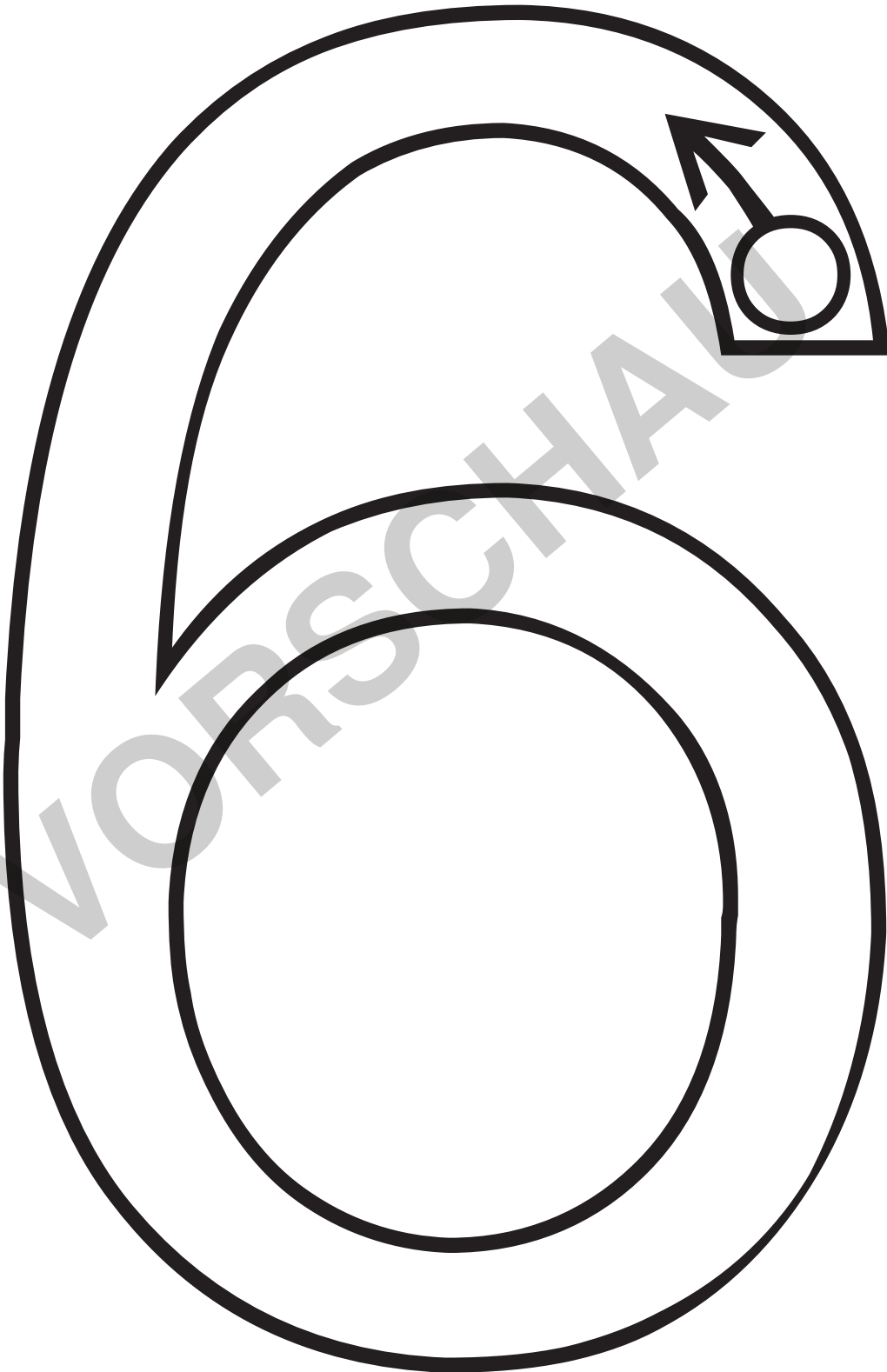

Name: _____



Name:

Datum:

Schreibe nach.



netzwerk
lernen

Zahlenraum 6 bis 10 kennenlernen

zur Vollversion

www.rein-lernen.de

Name:

Datum:



Tracing exercise for the number 6. The page contains several dotted outlines of the number 6 for tracing. A large watermark 'VORSCHAU' is overlaid diagonally across the center. A pencil icon is positioned at the top right, pointing to the start of a dotted 6.



netzwerk
lernen

Zahlenraum 6 bis 10 kennenlernen

zur Vollversion

www.rechner.de

Name:

Datum:

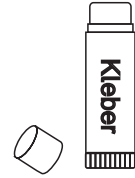
6 6 6 6 6 6 6 6 6 6 6 6 6 6 6 6 6 6



6

6

6



VORSCHAU



netzwerk
lernen




Zahlenraum 6 bis 10 kennenlernen

zur Vollversion

www.rechner.de

Name:

Datum:



netzwerk
lernen

Zahlenraum 6 bis 10 kennenlernen

zur Vollversion

www.reinhardt.de

Name:

Datum:







netzwerk
lernen

Zahlenraum 6 bis 10 kennenlernen


zur Vollversion

www.rechner.de


Name:

Datum:

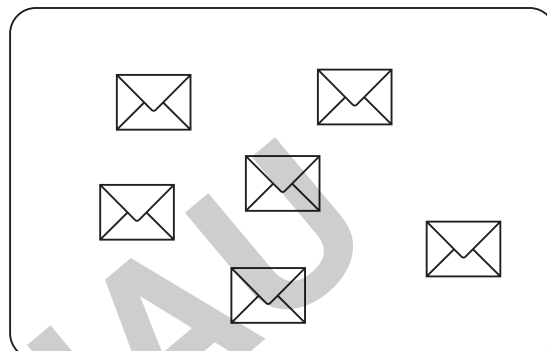
Zähle, kreise ein.



3 4 5 6




2 3 4 5



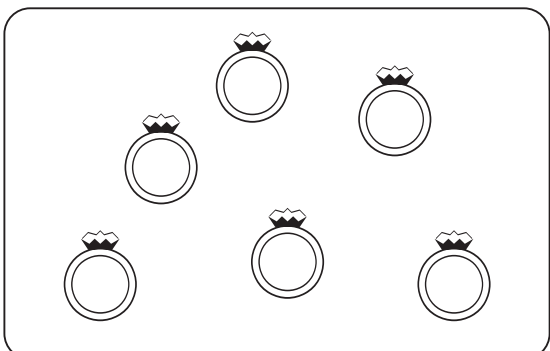
3 4 5 6




1 2 3 4



2 3 4 5



3 4 5 6




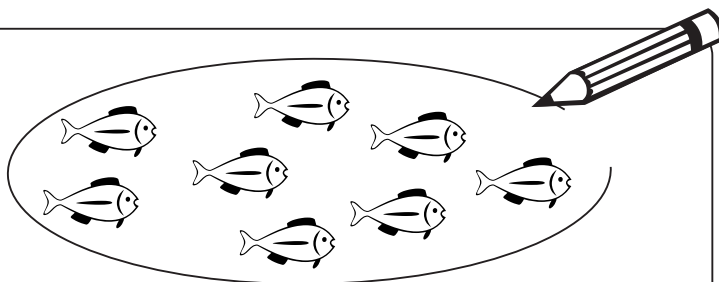
1 2 3 4

Name:

Datum:

8

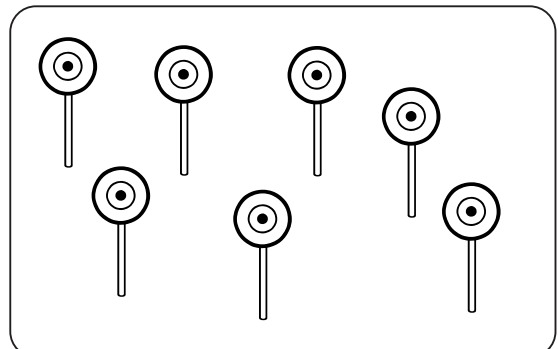


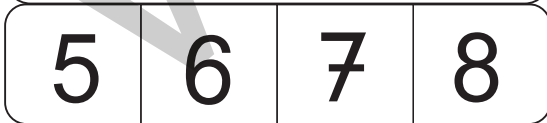
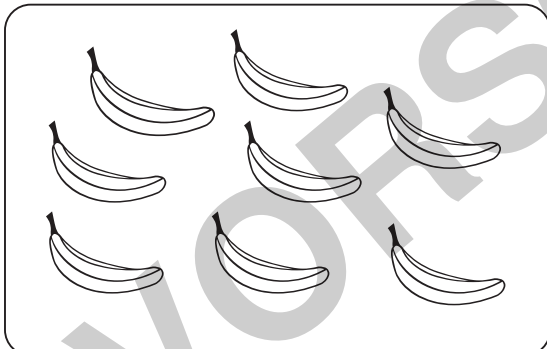
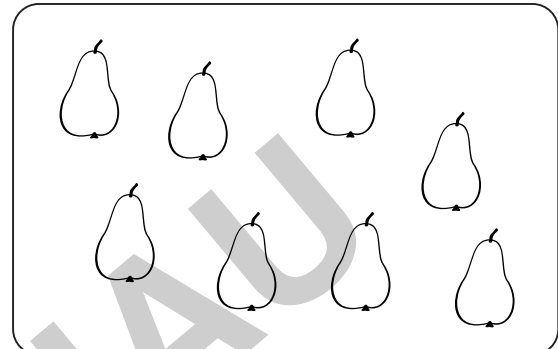

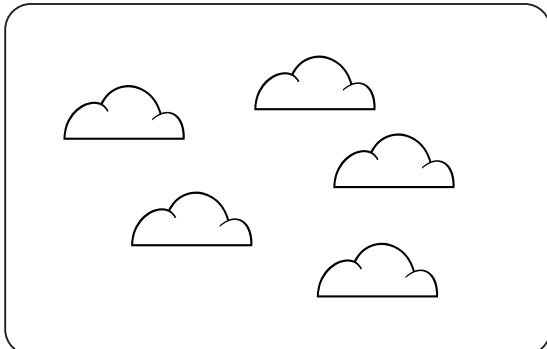

Kreise immer 8 ein.



Name:

Datum:

Zähle, kreise ein.



netzwerk
lernen

Zahlenraum 6 bis 10 kennenlernen

zur Vollversion

www.rechner.de