

Inhaltsverzeichnis



Das Bronze-Training 1/2: <i>Numbers</i>	5
Das Bronze-Training 3: <i>Colours</i>	7
Das Bronze-Training 4: <i>Vegetables</i>	8
Das Bronze-Training 5: <i>Pets</i>	9
Das Bronze-Training 6: <i>Days of the week</i>	10
Das Bronze-Training 7: <i>The body</i>	11
Das Bronze-Training 8: <i>Sports and hobbies</i>	12
Das Bronze-Training 9: <i>At school</i>	13
Das Bronze-Training 10: <i>Special days: Christmas Day</i>	14
Die Bronze-Generalprobe	15
Die Bronze-Prüfung	16



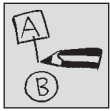
Das Silber-Training 1/2: <i>Numbers and colours</i>	18
Das Silber-Training 3: <i>Fruits</i>	20
Das Silber-Training 4: <i>Food and drinks</i>	21
Das Silber-Training 5: <i>Special days: Pancake Day</i>	22
Das Silber-Training 6: <i>The weather</i>	23
Das Silber-Training 7: <i>Throughout the year</i>	24
Das Silber-Training 8/9: <i>Clothes (boy and girl)</i>	25
Das Silber-Training 10: <i>Prepositions</i>	27
Das Silber-Training 11: <i>What time is it?</i>	28
Das Silber-Training 12: <i>Sports and hobbies</i>	29
Das Silber-Training 13: <i>At school</i>	30
Das Silber-Training 14: <i>The United Kingdom</i>	31
Die Silber-Generalprobe	32
Die Silber-Prüfung	34




Das Gold-Training 1: <i>Throughout the year</i>	36
Das Gold-Training 2: <i>About me</i>	37
Das Gold-Training 3: <i>Clothes/The body</i>	38
Das Gold-Training 4: <i>Zoo animals</i>	39
Das Gold-Training 5: <i>In town</i>	40
Das Gold-Training 6: <i>The family</i>	41
Das Gold-Training 7: <i>Friends</i>	42
Das Gold-Training 8: <i>Sports and hobbies</i>	43
Das Gold-Training 9: <i>Special days: Halloween</i>	44
Das Gold-Training 10: <i>At school</i>	45
Die Gold-Generalprobe	46
Die Gold-Prüfung	48

Anhang

Übersichten: Bronze-, Silber-, Gold-Training	50
Lösungsseiten	56



1 Connect.



seventeen

fourteen

eleven

eighteen

twenty

nineteen

fifteen

twelve

sixteen

thirteen

11

12

13

14

15

16

17

18

19

20

A cartoon boy with a backpack and pencil is thinking, looking at the stack of boxes. The boxes are numbered 11 through 20. The numbers are: 11 (tag), 12 (box), 13 (box), 14 (box), 15 (box), 16 (box), 17 (box), 18 (box), 19 (box), 20 (box).




Optional

Write the words for the numbers 11, 12, 14, 15, 18 and 20.

My calendar



1 Cut out the word cards below. Stick them onto the calendar.

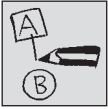


Schneide die Wortkärtchen aus und klebe sie oben in der richtigen Reihenfolge ein.


Tuesday	Sunday	Thursday	Monday	Wednesday
Saturday	Friday			



Weihnachten wird in England nicht schon am Heiligabend, sondern erst am Morgen danach gefeiert. In der Nacht kommt Father Christmas und bringt die Geschenke. Die Kinder stehen Weihnachten ganz früh auf und packen – noch im Pyjama – ihre Geschenke aus. Und damit der Weihnachtsmann sich auf seiner langen Reise stärken kann, stellen ihm die Kinder etwas Leckeres hin. Am Morgen fehlt von allem etwas ...



1 What does Father Christmas like? Connect.



2 How many can you see? Write the numbers.

presents		sleigh		Father Christmas		stars	
reindeers		Christmas tree		candles		sweets	





5 Connect.

boxing

riding a horse

ice-skating

skateboarding



6 Connect and colour in.



pepper → red


potato → brown

peas → green

cucumber → green

carrot → orange

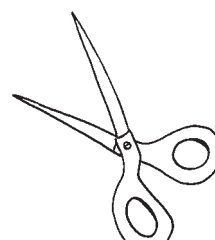

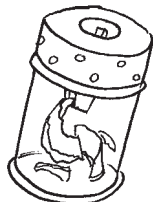
mushroom → brown



7 Read and colour in.



The pencil is green. The sponge is brown. The sharpener is grey.
The book is blue. The scissors are yellow.

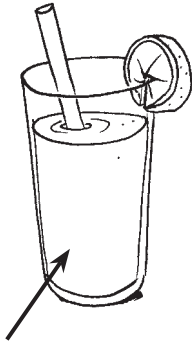


A typical English breakfast



1 Write.

sausages – baked beans – tomatoes – juice – butter
mushrooms – toast – tea – jam – bacon and eggs



1. _____




6. _____

7. _____



8. _____

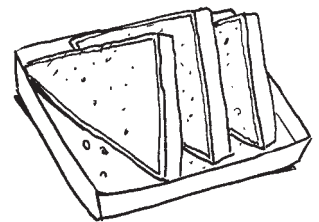
2. _____



3. _____

4. _____

5. _____

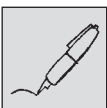


9. _____

10. _____



2 Read and write.




lunch – tea – breakfast – dinner

In Great Britain people have ...

_____ in the morning, _____ at noon,


_____ in the afternoon, and _____ in the evening

Where is Tom?



1 Write the prepositions.


under – inside – over – next to – behind – on – in front of – between



1. _____




2. _____



3. _____



4. _____




5. _____



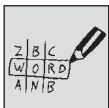
6. _____



7. _____



8. _____



2 Find the words.

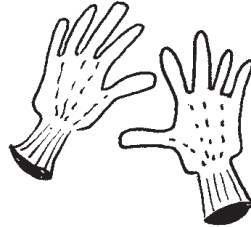
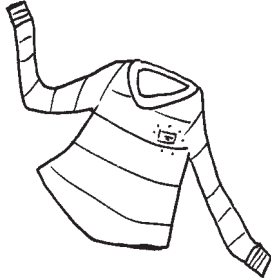
behind – between – down – inside – left – right – outside – straight – under

C	S	T	D	O	W	N	L	W	O	S	P	R	K
K	P	I	G	X	W	L	N	R	U	L	O	U	L
E	F	N	A	M	D	I	S	K	T	B	Z	L	L
W	Y	S	R	U	N	D	E	R	S	E	P	E	M
Q	J	I	M	K	O	K	A	S	I	T	W	F	M
B	V	D	U	R	I	G	H	T	D	W	M	T	D
A	U	E	H	C	N	C	X	M	E	E	U	S	Q
T	Z	L	H	O	U	T	S	I	D	E	I	O	U
B	E	H	I	N	D	L	R	H	M	N	K	L	O
C	O	A	B	H	M	I	Z	D	Z	X	N	P	G
W	S	U	S	T	R	A	I	G	H	T	E	A	D



5 Write the names of the clothes.

gloves – jumper – tie – dress





1. _____ 2. _____ 3. _____ 4. _____



6 What time is it? Write.

half past ten – quarter past two – quarter to one





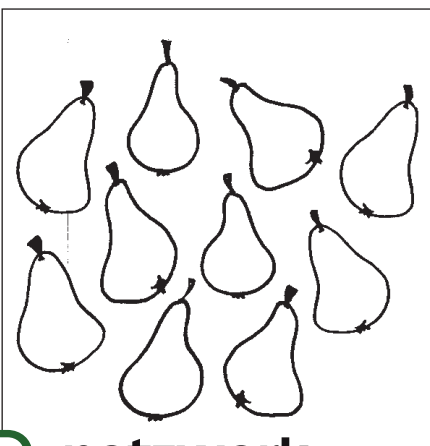
1. _____ 2. _____ 3. _____



7 Read and colour in.



Colour three eggs brown. Colour seven sausages red.
Colour four pears yellow.





Detective-Game



Spielanleitung

Spielt mit einem Partner. Jeder von euch sucht sich eine der abgebildeten Personen. Versucht herauszufinden, wen sich der Partner ausgesucht hat. Stellt dazu Fragen, die nur mit "Yes" oder "No" beantwortet werden können.

Ask questions like:

Is it a boy? Is it a girl?

Has she got long hair? Has he got short hair?


Is her/his hair dark? Is her/his hair blond?

Does he wear a tie? Does she wear a shirt/a cardigan/a cap/glasses?





Lilly's Halloween party



① When is Halloween? Write a sentence.

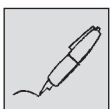


② What do the pumpkins show? Write.

cat – monster – spider – bat – owl




③ Read. Write the numbers for the places 1 till 5 under the pictures.



The children play Mummy Wrap:
Tom is faster than **Samantha**.
Jim is the last mummy.
Samantha scores the third place.
Lilly is not the last one and not the winner.
Charlie does very well.
 Congratulations to all of them!

Bei dem Spiel geht es darum, seinen Partner so schnell wie möglich mit einer Rolle Klopapier zu umwickeln. Die „Mumie“ versucht dann, heil ins Ziel zu hüpfen.





4 Read and draw Lilly's way into the map.



Lilly wants to go to the shopping centre. You can tell her how to go.
"Cross the street in front of your house. Go right and cross the zebra crossing in front of the supermarket. Turn left and then right. Walk over the bridge. Then go directly to the shopping centre."



5 Write about your Thursdays and draw the time into the clocks.



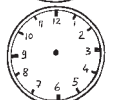
On Thursdays I get up at _____.



On Thursdays school starts at _____.



On Thursdays I am back home at _____.



On Thursdays I have _____ lessons.



6 Write.

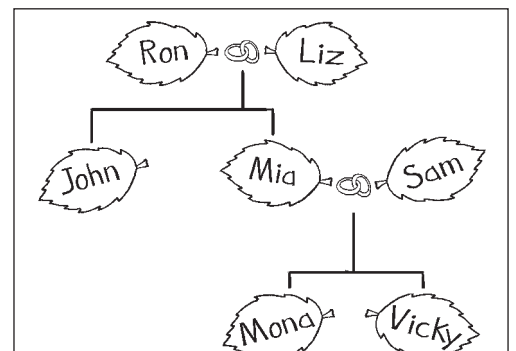
1. Vicky is Mona's _____.

2. John is Ron's _____.

3. Liz is Mia's _____.

4. Sam is Mona's _____.

5. Ron is Vicky's _____.





Name	Trainingsblätter										General- probe	Prüfung	Bemerkung	
	1	2	3	4	5	6	7	8	9	10				
15.														
16.														
17.														
18.														
19.														
20.														
21.														
22.														
23.														
24.														
25.														
26.														
27.														
28.														

VORSCHAU