


## KONSONANTEN (MITLAUTE)

1. Markiere die Konsonanten in den Wörtern im Kasten farbig.

Ball Winter Giraffe Dach Hexe Yak Jojo Muschel  
Vampir Xaver Creme Feder Kugel Zebra

2. Setze in den Wörtern die fehlenden Konsonanten ein.




\_\_ o \_\_ e



\_\_ e \_\_ e



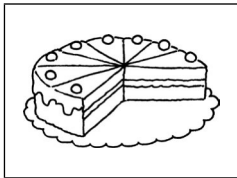
O \_\_ a




\_\_ a \_\_




\_\_ a \_\_ e




\_\_ o \_\_ e




\_\_ o \_\_ a



a \_\_ a



\_\_ o \_\_ e




\_\_ ö \_\_ e

## KONSONANTEN (MITLAUTE)

1. Setze in den Wörtern die fehlenden Konsonanten ein.



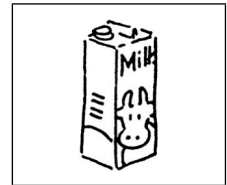
\_\_ a \_\_ e \_\_ e



\_\_ o \_\_




\_\_ u \_\_ a



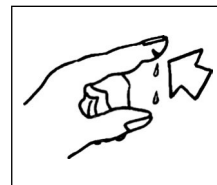
\_\_ i \_\_



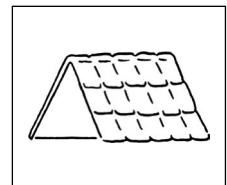
\_\_ ä \_\_ e \_\_



\_\_ e \_\_ e



\_\_ u \_\_ e



\_\_ a \_\_

2. Setze einen anderen Konsonanten ein, damit ein neues Wort (Reimwort) entsteht.

Hupe

\_\_ upe

Wind

\_\_ ind

Suppe

\_\_ uppe

Reise

\_\_ eise

Kasse

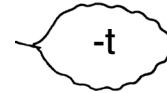
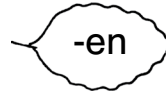

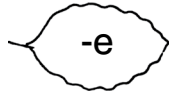



\_\_ asse

Dose

\_\_ ose

## WORTSTAMM

Hänge die unterschiedlichen Endungen an die Wortstämme und schreibe alle Wörter auf.



-e: \_\_\_\_\_

-st: \_\_\_\_\_

-en: \_\_\_\_\_

-t: \_\_\_\_\_

## WORTSTAMM

1. Male bei den Wörtern im Kasten den Wortstamm rot an.

geht	suchen	tobst	gehen	tobe		
suchst	gehe	sucht	toben	gehst	suche	tobt

2. Male auch hier zuerst den Wortstamm an.

Hänge dann die Endungen *-e*, *-st*, *-t* und *-en* daran und schreibe die Wörter auf.

rufen: \_\_\_\_\_

\_\_\_\_\_

weinen: \_\_\_\_\_

\_\_\_\_\_