

Patrick Büttner

Dialoge im Englischunterricht

Differenziertes Arbeitsmaterial zur Schulung der Sprechkompetenz

Inhaltsverzeichnis

English dialogues

Klassenstufe 5/6

1	A shopping list for school	3
2	At the doctor's	7
3	An interview about sports	11
4	About pocket money	15
5	A weekend trip	19
6	Asking the way	23
7	At the bus stop	28
8	Christmas presents	32
9	Hobbies and interests	36
10	My last weekend	40
11	Summer holiday	44
	Materialseiten	48

Zu dieser Mappe:

English dialogues bietet Wortmaterial, Sprachstrukturen, Beispieldialoge und Arbeitsblätter zum Erstellen von Dialogen in zwei Differenzierungsstufen. Zu einigen Dialogen ist zudem zusätzliches Material, etwa ein Busfahrplan (At the bus stop) oder eine Straßenkarte (Asking the way) enthalten.

Mithilfe des vorliegenden Materials können Ihre Schüler weitgehend eigenständig Dialoge zu vorentlasteten Themen erstellen. Der jeweils zugehörige Beispieldialog eignet sich als Erwartungshorizont für die Lehrkraft, kann aber auch von lernschwächeren Schülerinnen und Schülern zum Auswendiglernen bzw. „read and look up“ genutzt werden, um auch diesen Lernenden eine angemessene Präsentation und ein Erfolgserlebnis vor der Klasse zu ermöglichen.

Die Materialseite mit Wortschatz und „useful phrases“ sollte von der Lehrkraft vorab bearbeitet werden. Sie dient als zusätzliche Hilfe für Schüler aller Anforderungsniveaus. Der gleichbleibende Aufbau der Arbeitsblätter gibt den Schülern zudem weitere Sicherheit, sodass schnell positive Ergebnisse erzielt werden können.

A shopping list for school

vocabulary

school bag	felt-tips	homework	lunch box
pen	teacher	pencil	hole punch
pencil case	pupil	calculator	scissors
rubber	exercise book	pencil sharpener	paper
glue stick	ruler	classmates	principal



useful phrases

mother:

Good morning. / Hello.
How are you?
What's the matter?
Let's see. / Let's look at the shopping list.
Do you like your new school?
What about a ...?
And you need ...
Anything else?
Let's go.

pupil:

Hello. / Hi.
I am great, thank you.
I don't think so.
Yes, and I need a/an ...
Thank you.
Let's go.

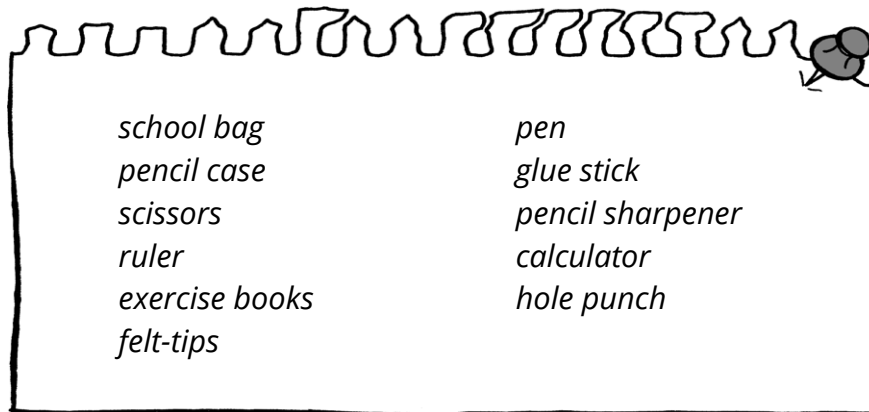


**netzwerk
lernen**

Patrick Büttner: Dialoge im Englischunterricht
© Persen Verlag

zur Vollversion

A shopping list for school



A = mum or dad B = your name

A _____: Hello _____. How are you? Do you like your new school?

B _____: Hi _____. I'm great, thank you. Yes, I like my new school.

Our teachers are nice. Here I have got a shopping list for school things.

A _____: OK, let's look at the shopping list. You need a new school bag, right?

B _____: Yes. A blue and orange school bag for me, please.

A _____: OK. What about a pencil case?

B _____: A red pencil case, please. And I need a rubber, a pair of scissors, a ruler and many new exercise books.

A _____: OK, OK. And you need felt-tips, a pen and a glue stick, right?

B _____: Yes, but I need a pencil sharpener and a calculator, too.

A _____: That's a lot. And a new hole punch is a good idea.

B _____: Yes. Thank you.

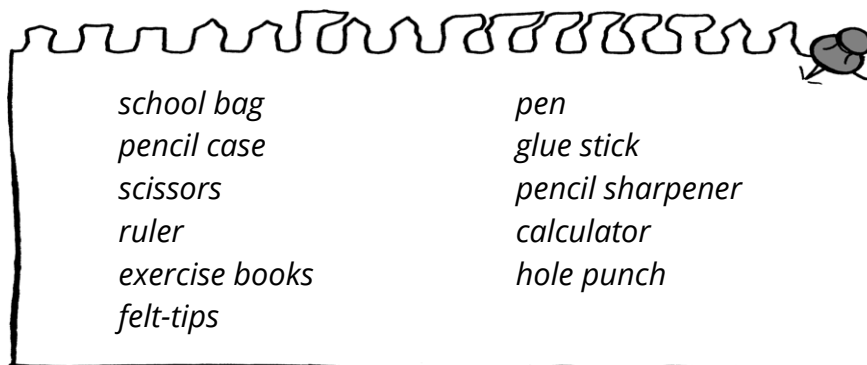
A _____: OK, let's go.

Think about:

Try to pronounce naturally and act out the dialogue.

Speak slowly.

A shopping list for school



colours: red, blue, green, brown, yellow, black, white, orange, purple, pink, grey

A = mum or dad B = your name

- A _____: Hello _____. How are you? Do you like your new school?
- B _____: Hi _____. I'm great, thank you. Yes, I like my new school. Our teachers are nice. Here I have got a shopping list for school things.
- A _____: OK, let's look at the shopping list. You need a _____, right?
- B _____: Yes, _____. A _____ for me, please.
- A _____: OK. What about a _____?
- B _____: A _____, please. And I need a _____, a _____, a _____ and many new _____.
- A _____: OK, OK. And you need _____, a _____, and a _____, right?
- B _____: Yes, but I need a _____ and a _____, too.
- A _____: That's a lot. And a new _____ is a good idea.
- B _____: Yes _____. Thank you.
- A _____: OK, let's go.

Think about:

Try to pronounce naturally and act out the dialogue.
Speak slowly.
Use many different colours.

A shopping list for school

school bag _____

ruler _____

A = mum or dad B = your name

A _____: Hello Sarah. How are you? Do you like your new school?

B _____: _____

A _____: _____

B _____: _____

A _____: _____

B _____: _____

A _____: _____

B _____: _____

A _____: _____

B _____: Yes, mum. Thank you.

A _____: OK, let's go.

Think about:

Try to create an interesting dialogue. It can be funny.

Pronounce naturally and act out the dialogue.

Speak slowly.

Think about the colours.



A weekend trip

vocabulary

short trip	zoo	animals	sports centre
weekend	cinema	activities	go to a theme park
packing	circus	play games in the park	café
bags	sightseeing	swimming pool	castle
canoeing	shopping	visit a museum	riding stable






useful phrases

<p>to make a suggestion:</p> <p>I would like to ... Why don't we ... We could ... I suggest that ... I agree with you.</p>	<p>to make a statement</p> <p>Hello. / Hi. I am great, thank you. I don't think so. Yes, and I need a/an ... Thank you. Let's go.</p>
<p>to make a choice</p> <p>All right, let's ... Okay, so let's ... Fine, so let's ... Great, let's ...</p>	<p>useful adjectives</p> <p>exciting interesting boring fantastic awesome</p>



A weekend trip




- A _____: Hey _____, let's talk about our weekend trip. Have you got any ideas?
- B _____: Why don't we go to the circus? I love the circus, because you can see a lot of interesting animals.
- A _____: I don't want to go to a circus. I think it's boring. I have been there so many times. We could go to a theme park, it's very exciting and you can have a lot of fun. What do you think?
- B _____: Oh no, I don't like theme parks, because it is always crowded and you have to wait in line. Where else could we go? I really like animals.
- A _____: My friend went to a riding stable last week, because she loves horses and she really liked it. I suggest we go there.
- B _____: It's a great idea. I would love to go there, because I love horses, too.
- A _____: All right. So let's go there.
- B _____: Fine, let's start packing our bags. I can't wait to go!

Think about:

Try to pronounce naturally and act out the dialogue.
Speak slowly.

A weekend trip



A _____: Hey _____, let's talk about our weekend trip. Have you got any ideas?

B _____: Why don't we go to the _____? I love the _____, because you can see a lot of interesting _____.

A _____: I don't want to go to _____. I think it's _____. I have been there so many times. We could go to a _____, it's very exciting and you can have a lot of fun.
What do you think?

B _____: Oh no, I don't like _____, because it is always crowded and you have to wait in line. Where else could we go? I really like _____.

A _____: My friend went to a _____ last week, because she loves _____ and she really liked it. I suggest we go there.

B _____: It's a great idea. I would love to go there, because I love _____, too.

A _____: All right. So let's go there.

B _____: Fine, let's start packing our bags. I can't wait to go!

Think about:

Try to create an interesting dialogue. It can be funny.
Pronounce naturally and act out the dialogue. Speak slowly.



A weekend trip



Where could you go? _____

A _____: Hey _____, let's talk about our weekend trip. Have you got any ideas?

B _____: Why don't we go to the _____?

A _____:

B _____:

A _____:

B _____:

A _____:

B _____:

A _____: All right. So let's go there.

B _____: Fine, let's start packing our bags. I can't wait to go!

Think about:

Try to create an interesting dialogue. It can be funny.
Pronounce naturally and act out the dialogue. Speak to a partner.



Asking the way

vocabulary

pavement	traffic light	museum	church
pedestrian walkway	crossing	bakery	cinema
street	road	station	hospital
bridge	bus stop	tunnel	taxi
far	city	supermarket	post office



useful phrases

asking the way:

Excuse me, please.

Can you tell me the way to the cinema?

How do I get to the railway station?

What's the best way to get to the cinema?

How far is it?

I'm sorry, could you say that again, please?

I'm looking for ...

Thank you very much.

giving information:

... turn right into / turn left

... cross the street

It's not far.

It's at the corner of 23rd street.

Walk along ... until you reach ...

It will be on your left. / It will be on your right.

You can't miss it.

... go straight on

It's right around the corner



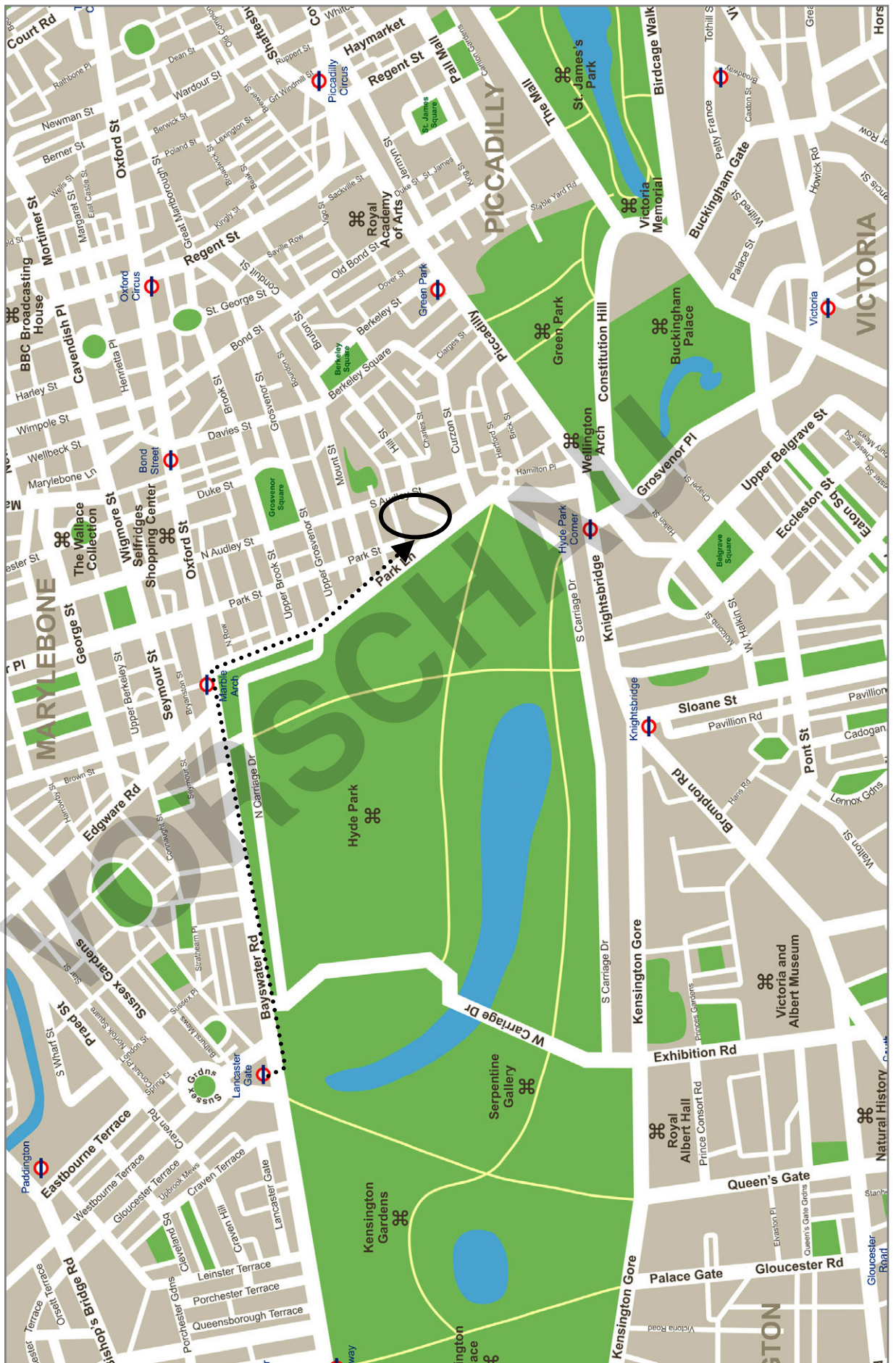
**netzwerk
lernen**

Patrick Büttner: Dialoge im Englischunterricht
© Persen Verlag

zur Vollversion

Asking the way

London



netzwerk
lernen

Patrick Büttner: Dialoge im Englischunterricht
© Persen Verlag

zur Vollversion

Asking the way

1) You are at: Lancaster Gate. You want to go to: hotel "The Dorchester" in Park Lane.

- tourist: Excuse me, please. Can you help me?
- citizen: Of course. What are you looking for?
- tourist: I'm lost. I'm looking for the hotel "The Dorchester" in Park Lane.
- citizen: All right. We are here at Lancaster Gate. Let's see.
- tourist: Is it far away?
- citizen: It's not far from here. Walk along Bayswater Road until you reach the station "Marble Arch". Then you have to turn right into Park Lane. You can't miss it.
- tourist: Thank you very much.
- citizen: You're welcome. Have a nice day.
- tourist: You too.

2) You are at: _____ . You want to go to: _____ .

- tourist: Excuse me, please. Can you help me?
- citizen: Of course. What are you looking for?
- tourist: I'm lost. I'm looking for the hotel "The Dorchester".
- citizen: All right. We are here at Lancaster Gate. Let's see.
- tourist: Is it far away?
- citizen: It's not far from here. Walk along Bayswater Road until you reach the station "Marble Arch". Then you have to turn right into Park Lane. You can't miss it.
- tourist: Thank you very much.
- citizen: You're welcome. Have a nice day.
- tourist: You too.

Asking the way

You are at: _____ . You want to go to: _____ .

tourist: Excuse me, please. _____

citizen: _____

tourist: _____

citizen: _____

tourist: _____

citizen: _____

tourist: _____

citizen: _____

tourist: _____

citizen: _____

tourist: You too.

London sights

Buckingham Palace

Hyde Park

Royal Albert Hall

Piccadilly Circus

Wellington Arch



Christmas presents



A _____: Hello _____. Nice to see you. How are you?

B _____: Hello _____. Nice to see you. I'm fine. And how are you?

A _____: I'm fine, too. I like winter and I like Christmas.

B _____: Oh! Tell me, what have you got in your bag?

A _____: Oh! I have some Christmas presents for my family.

B _____: Very nice. What presents have you got in your bag?

A _____: I have got a CD for my father and a book for my mother.

B _____: Nice presents, really. But I can see some more.

A _____: Yes. I have got a perfume for my little sister and some cookies for my best friend. And what presents have you got?

B _____: I have got some presents for my parents, too: a book and chocolate.

A _____: Aaah! This is very nice, too. I really like your presents.

B _____: Thank you. But now I need a present for my little sister.

A _____: OK. Good luck. I wish you and your family a Merry Christmas and a Happy New Year.

B _____: Thank you. I wish you and your family a Merry Christmas and a Happy New Year, too.

Think about:


Try to pronounce naturally and act out the dialogue.
Speak slowly.



Hobbies and interests


vocabulary

play games	ride my bike	visit some friends	night walk
sing	play volleyball	dance	cook
play football	listen to music	play music	do sports
watch a DVD	go shopping	go to the sports centre	pick up
have a party	go to the cinema	visit a museum	invitation



<p>useful phrases</p> <p>I'm so excited. See you later. I will call you. Maybe I will go to ... I like to ...</p>	<p>questions</p> <p>What are your plans? Do you like ...? Do you want to come with us? When do you want to ...? Is it warm / hot there?</p>
<p>useful adjectives</p> <p>exciting interesting boring fantastic awesome</p>	<p>tenses</p> <p>simple present / will-future</p>

My last weekend



A _____: Hello _____. Nice to see you. What did you do at the weekend?

B _____: Hi, nice to see you. I went to Brighton with my brother on Saturday.

A _____: Brighton? Cool. Where is it exactly?

B _____: It's at the seaside.

A _____: How did you go there? Did you go there by train or by car?

B _____: We went there by car.

A _____: What did you do there?

B _____: We walked on the beach and played beach volleyball. It was really nice.
After that we went shopping in town. I bought a new T-shirt.

A _____: What else did you do?

B _____: In the evening we were at a restaurant.

A _____: What did you eat?

B _____: My brother had pizza. I had spaghetti. They were great.

A _____: Oh I see! So you enjoyed your trip?

B _____: Yes, it was great. I had a nice day.

A _____: Bye.

B _____: See you.

Think about:

Try to pronounce naturally and act out the dialogue.
Speak slowly.

Summer holiday



It's the last school day before the summer holidays. Two friends talk about their plans for the holidays.

A _____: _____

B _____: _____

A _____: _____

B _____: _____

A _____: _____

B _____: _____

A _____: _____

B _____: _____

A _____: That is a very good idea _____. Let's do it. I'm already excited about receiving your postcard.

B _____: I look forward to get yours, too.

Think about:

Try to create an interesting dialogue. It can be funny.
Pronounce naturally and act out the dialogue. Speak slowly.



Your feedback

Dialogue



I like the dialogue because ...

- ... he/she is a good actor
- ... the dialogue is realistic
- ... the dialogue is funny



Next time you should ...

- ... look up when you speak.
- ... make the dialogue funny.
- ... make the dialogue realistic.

How to understand? Correctness



I like the dialogue because ...

- ... you speak clearly.
- ... you speak loud enough.
- ... there are no mistakes.



Next time you should ...

- ... speak more clearly.
- ... speak loud enough.
- ... make not so many mistakes.

Content



I like the dialogue because ...

- ... it is long enough.
- ... it is with good questions.
- ... it is with good answers.



Next time you should ...

- ... make the dialogue longer.
- ... ask more questions.
- ... give more answers.