

Fingerbilder der 5


1 Der Pfeil teilt die 5 Finger. Schreibe die passenden Zahlen in die Kästchen.




3








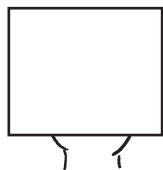



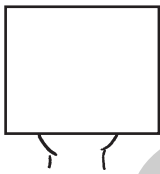

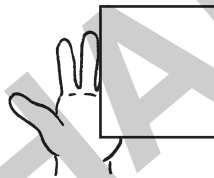
2 Wie viele Finger verstecken sich unter dem Tuch? Schreibe die Zerlegung in die Kästchen.



3 2

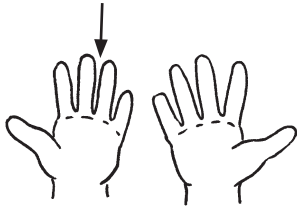


2

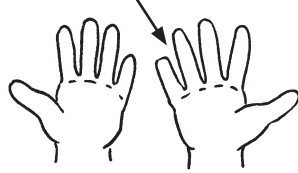


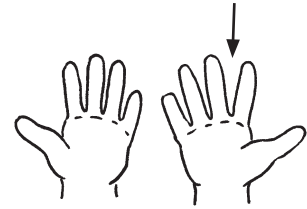
Fingerbilder der 10

1 Der Pfeil teilt die 10 Finger. Schreibe die passenden Zahlen in die Kästchen.

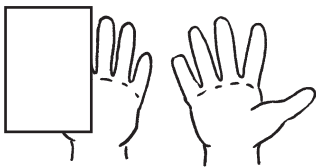


3






2 Wie viele Finger verstecken sich unter dem Tuch? Schreibe die Zerlegung in die Kästchen.




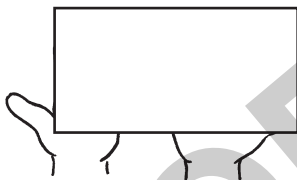
2

8




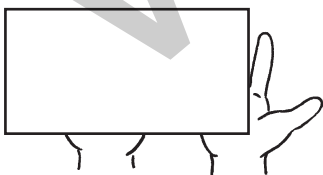
7

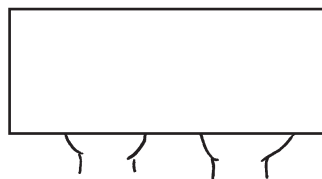


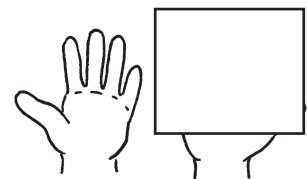





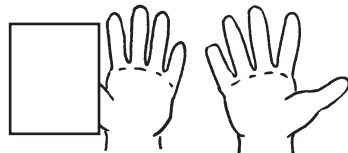


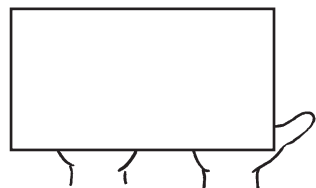






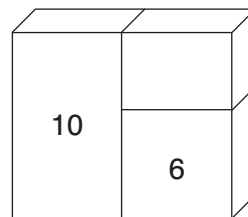
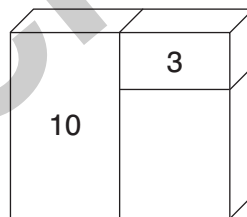
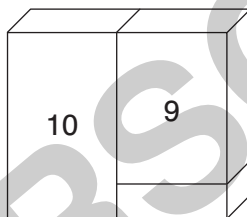
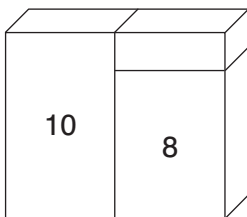
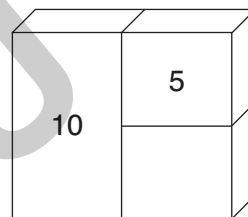
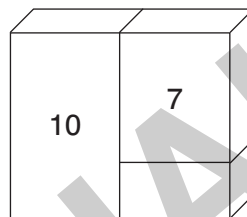
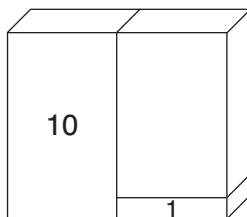
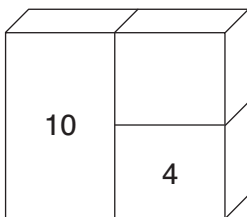
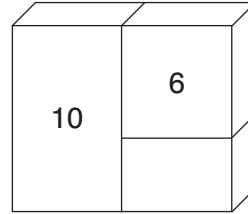
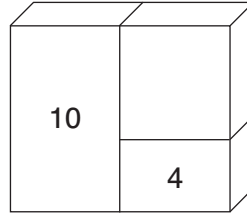
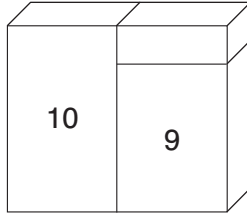
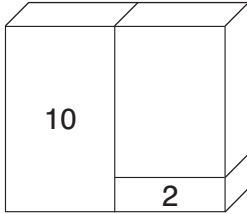




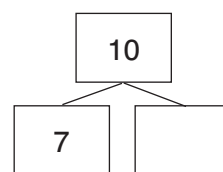
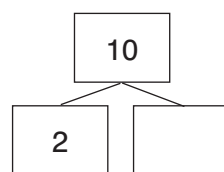
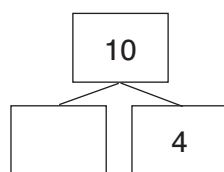
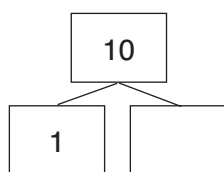
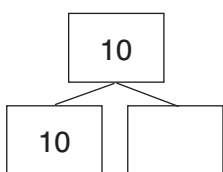
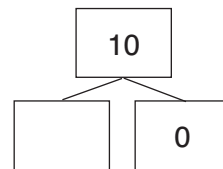
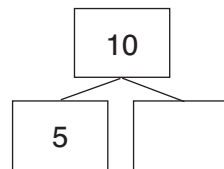
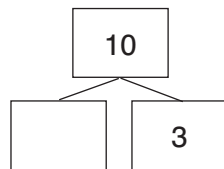
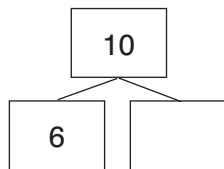
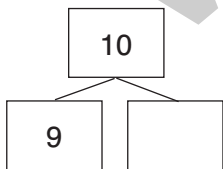


Zerlegungen der 10: Zahlentürme und Zerlegungen

1 Welche Zahl muss auf dem leeren Baustein stehen?



2 Kennst du die Zerlegungen?



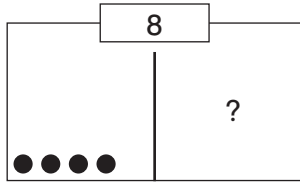
Verliebte Zahlen II

Kannst du die verliebten Zahlen zuordnen? Verbinde.

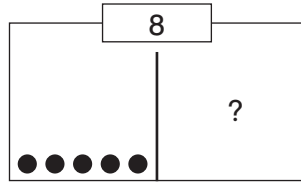
The image shows 20 teardrop-shaped cards with numbers inside. The numbers are: 1, 2, 10, 5, 7, 8, 5, 8, 9, 0, 1, 2, 4, 3, 10, 6, 0, 7, 9, 6, 4, 3. A curved line connects the number 3 (top right) to the number 7 (bottom right).

Zerlegungen aller Zahlen bis 10: Schüttelboxen

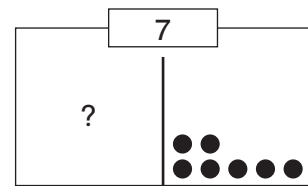
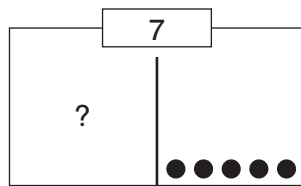
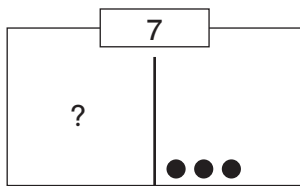
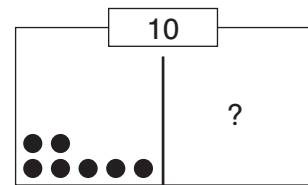
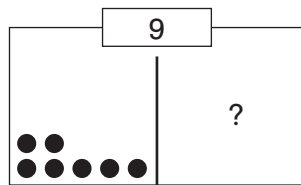
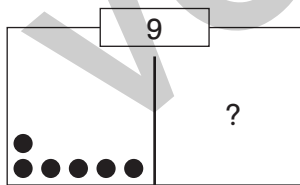
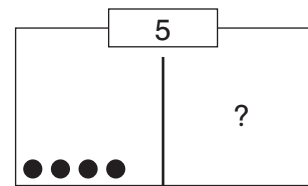
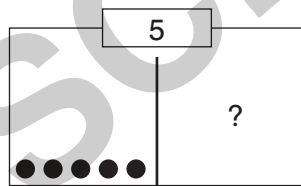
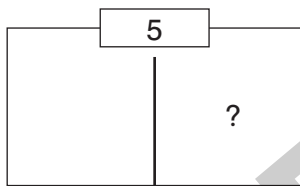
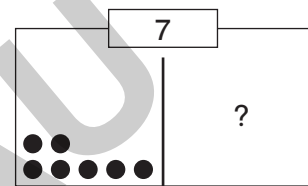
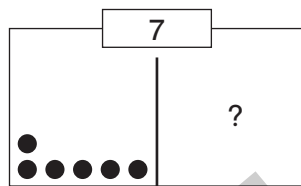
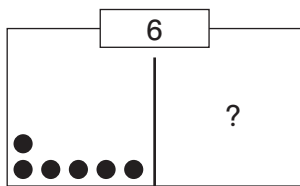
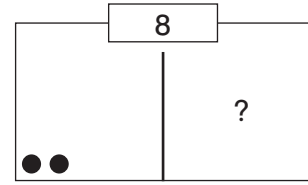
Wie viele Kugeln werden verdeckt?



4

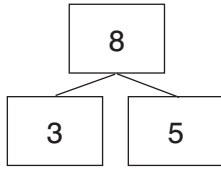


5



Vom Zerlegen zum Rechnen: Zerlegungen I

Löse zu der Zerlegung die passenden Aufgaben.

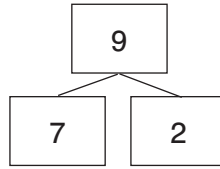


$3 + 5 = \square$

$5 + 3 = \square$

$8 - 5 = \square$

$8 - 3 = \square$

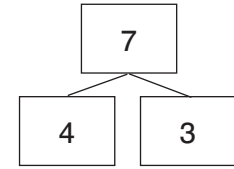


$7 + 2 = \square$

$2 + 7 = \square$

$9 - 2 = \square$

$9 - 7 = \square$

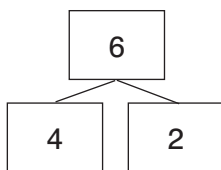


$4 + 3 = \square$

$3 + 4 = \square$

$7 - 3 = \square$

$7 - 4 = \square$



$4 + 2 = \square$

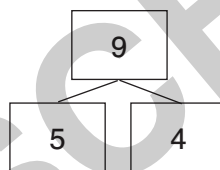
$2 + 4 = \square$

$6 - 2 = \square$

$6 - 4 = \square$

$6 = 4 + \square$

$2 = 6 - \square$



$5 + 4 = \square$

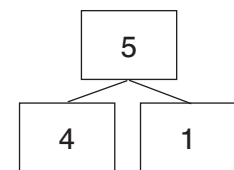
$4 + 5 = \square$

$9 - 5 = \square$

$9 - 4 = \square$

$9 = 5 + \square$

$5 = 9 - \square$



$4 + 1 = \square$

$1 + 4 = \square$

$5 - 4 = \square$

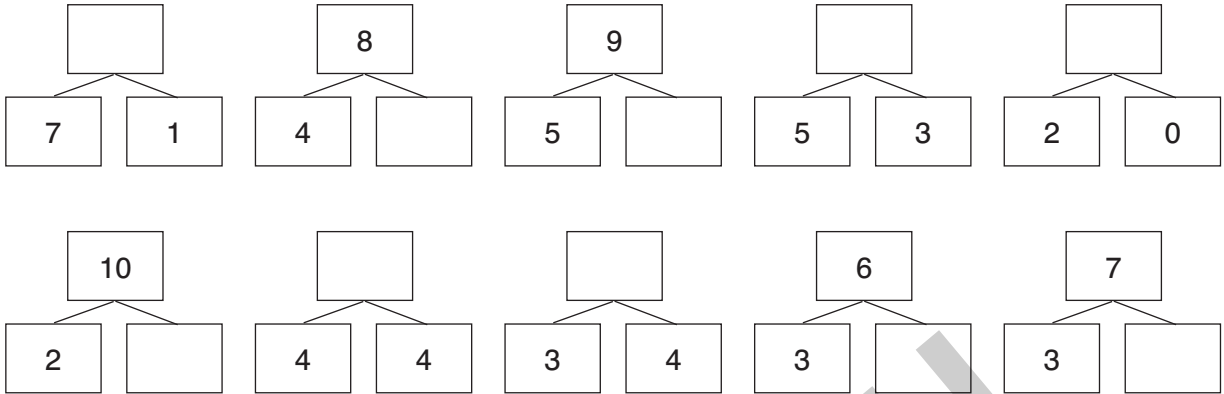
$5 - 1 = \square$

$5 = \square + 1$

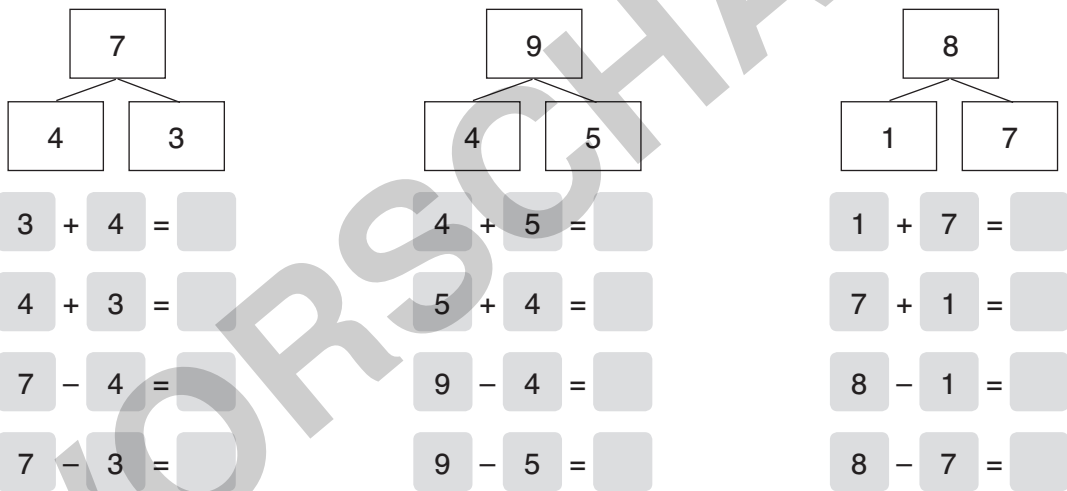
$4 + \square = 5$

Gemischte Übungen II

1 Kennst du die Zerlegungen?



2 Löse zu der Zerlegung die passenden Aufgaben.



3 Finde zu jeder Zerlegung die passenden Aufgaben.

