

Patrick Büttner

Dialoge im Englischunterricht

Differenziertes Arbeitsmaterial zur Schulung der Sprechkompetenz

Inhaltsverzeichnis

English dialogues

Klassenstufe 7/8

1	Talking about hobbies	2
2	Solving conflicts	7
3	About electronic media	11
4	An interview with my favourite sports star	16
5	Problems	20
6	At the sports outfitters	25
7	Booking a hotel	29
8	Reasons to complain – a telephone call	33
9	Scotland – at the tourist information centre	37
10	New York, New York	41
	Materialseiten	46

Zu dieser Mappe:

English dialogues bietet Wortmaterial, Sprachstrukturen, Beispieldialoge und Arbeitsblätter zum Erstellen von Dialogen in zwei Differenzierungsstufen. Zu einigen Dialogen ist zudem zusätzliches Material enthalten.


Mithilfe des vorliegenden Materials können Ihre Schüler weitgehend eigenständig Dialoge zu vorentlasteten Themen erstellen. Der jeweils zugehörige Beispieldialog eignet sich als Erwartungshorizont für die Lehrkraft, kann aber auch von lernschwächeren Schülerinnen und Schülern zum Auswendiglernen bzw. „read and look up“ genutzt werden, um auch diesen Lernenden eine angemessene Präsentation und ein Erfolgserlebnis vor der Klasse zu ermöglichen.

Die Materialseiten mit Wortschatz und „useful phrases“ sollten von der Lehrkraft vorab eingeführt werden. Sie dienen als zusätzliche Hilfe für Schüler aller Anforderungsniveaus. Der gleichbleibende Aufbau der Arbeitsblätter gibt den Schülern zudem weitere Sicherheit, sodass schnell positive Ergebnisse erzielt werden können.

Talking about hobbies

vocabulary

dancing	playing soccer	playing the guitar	writing stories
riding a bike	playing tennis	playing the piano	buying clothes
riding a horse	watching TV	playing games	going out
listening to music	meeting friends	reading books	eating out
playing on the computer	playing basketball	reading magazines	drawing pictures



useful phrases

starters:

Hello. / Hi.
Nice to see you.
Nice to meet you.

statements:

That's cool.
My favourite hobby is ...
Yes, I like ...
Great. I like ...
That's nice!
Have a good day.

questions:

How are you?
What is your favourite hobby?
What are your favourite hobbies?
How do you spend your weekends?

grammar:

simple present

the gerund




**netzwerk
lernen**

Patrick Büttner: Dialoge im Englischunterricht
© Persen Verlag

zur Vollversion

Talking about hobbies



friend 1: Hi. How are you?

friend 2: Hi. Thank you. I am fine. And you?

friend 1: I am fine, too. What is your favourite hobby?

friend 2: My favourite hobby is playing soccer.

friend 1: That's cool.

friend 2: And what is your favourite hobby?

friend 1: My favourite hobby is playing the guitar. I like playing instruments.

friend 2: That's nice. Do you have even more hobbies?

friend 1: Yes. I like reading books, especially Harry Potter and stuff like that. And you?

friend 2: I like meeting friends.

friend 1: What do you do for fun at the weekend?

friend 2: On Saturdays I like riding my bike. And on Sundays I like playing computer games.

friend 1: Great. I like playing basketball on Saturdays and just watching TV on Sundays.


friend 2: Fine. Sorry, I have to go now. Hope to see you soon. Bye bye.

friend 1: Okay. Have a good day. Good bye.

Think about:

Try to pronounce naturally and act out the dialogue.
Speak slowly.

Talking about hobbies



friend 1: Hi _____. How are you?

friend 2: Hi _____. Thank you. I am fine. And you?

friend 1: I am fine, too. What is your favourite hobby?

friend 2: My favourite hobby is _____.

friend 1: That's cool.

friend 2: And what is your _____ hobby?

friend 1: My favourite hobby is _____.

I like _____.

friend 2: That's nice. Do you have even more hobbies?

friend 1: Yes. I like _____. And you?

friend 2: I like _____.

friend 1: What do you do for fun at _____?

friend 2: On _____ I like _____.

And on _____ I like _____.

friend 1: Great. I like _____.

on _____ and just _____.

on _____.

friend 2: Fine. Sorry, I have to go now. Hope to _____.

Bye bye.


friend 1: Okay. Have a good day. Good bye.

Think about:

You can do whatever you want. You have to use the gerund.

Try to write an interesting dialogue. The sheet with vocabulary and useful phrases can help you.

Talking about hobbies



_____ : Hi _____. How are you?

_____ : Hi _____. Thank you. I am fine. And you?

_____ :

_____ :

_____ :

_____ :

_____ :

_____ :

_____ :

_____ :

_____ :

_____ :

_____ :

_____ :

_____ :

_____ :

_____ :

_____ :

_____ :

_____ :

_____ :

_____ :

_____ :

_____ :

_____ :

_____ :

Think about:
 Be polite! You can do whatever you want. Try to make an interesting dialogue. Use the gerund.
 The sheet with vocabulary and useful phrases can be found here: [link](#)



netzwerk lernen

Patrick Büttner: Dialoge im Englischunterricht
 © Persen Verlag

zur Vollversion

Feedback Cards: Talking about hobbies

Feedback Card

I like your dialogue because ...

- you told us what hobbies you like.
- you spoke loud and clear.
- you used the items.
- you took turns very well.

Feedback Card

I like your dialogue because ...

- you told us what hobbies you like.
- you spoke loud and clear.
- you used the items.
- you took turns very well.

Feedback Card

I like your dialogue because ...

- you told us what hobbies you like. For example:

- you spoke loud and clear.
- you used the items.
- you took turns very well.

Feedback Card

I like your dialogue because ...

- you told us what hobbies you like. For example:

- you spoke loud and clear.
- you used the items.
- you took turns very well.



Problems

Feedback

names:
What is the problem in the dialogue?
What is the advice or solution for the problem?
What is the reaction?

Feedback

names:
What is the problem in the dialogue?
What is the advice or solution for the problem?
What is the reaction?

Feedback

names:
What is the problem in the dialogue?
What is the advice or solution for the problem?
What is the reaction?

Feedback


names:
What is the problem in the dialogue?
What is the advice or solution for the problem?
What is the reaction?



At the sports outfitters

vocabulary

go riding	play table tennis	shirt	football boots
go dancing	play football	football boots	football shirt
go swimming	go skateboarding	T-shirt	hockey shoes
play hockey	play basketball	sweatshirt	sports outfitters
ride my bike	play tennis	top	training, practice
play badminton	go skating	swimming trunks	hockey stick
do judo	shorts	bathing suit	try on
go skiing	shoes	tennis racket	size



useful phrases

shop assistant, statements:

Hello. / Good Morning. / Good afternoon.
 What size?
 Here you are.

shop assistant, questions:

Can I help you? / What can I do for you?
 Do you like the colour / the size / the brand?

customer, statements:

Hello. / Good morning. / Good afternoon.
 Yes, please. I need ...
 It looks great. / I like it.
 That's cheap / expensive.
 Thank you. Good bye.

customer, questions:

Can I try them on, please?
 Have you got size ...?
 Have you got another one / others?
 Does it look nice?
 How much is it?

At the sports outfitters

(3 persons)

- shop assistant: Good afternoon. Can I help you?
- customer: Yes, please. I need new football shoes.
- shop assistant: What size do you need?
- customer: Size 41, please.
- shop assistant: Here you are, a pair of size 41 football shoes. Do you like the colour?
- customer: Aargh! No, I don't like blue.
- friend: So what about these purple and yellow shoes?
- customer: Oh yes. They look nice. Can I try them on, please?
- shop assistant: Yes of course!
- Do they fit?
- customer: Yes, they do. Do they look nice?
- friend: Yes, they do. They look nice. Ronaldo has the same shoes.
- shop assistant: This is a very good decision. Do you want them?
- customer: Oh yes, I do!
- friend: Of course she does!
- shop assistant: Can I do anything else for you?
- customer: No, thank you.
- shop assistant: Do you want to keep the box?
- customer: Yes, please.
- shop assistant: That's £75.
- customer: Here you are.
- shop assistant: Thank you. Good bye.
- customer: Good bye.
- friend: Good bye.

Think about:

Try to pronounce naturally. Act your dialogue.
Speak loud and clear.



At the sports outfitters

(3 persons)

- shop assistant: Good afternoon. _____?
- customer: Yes, please. I need _____.
- shop assistant: What size do you need?
- customer: Size _____, please.
- shop assistant: Here you are, a size _____.
- Do you like _____?
- customer: Aargh! No, I don't like _____.
- friend: So what about _____?
- customer: Oh yes. _____ look nice. Can I try _____, please?
- shop assistant: Yes of course!
- Do they fit?
- customer: Yes, they do. Do they look nice?
- friend: Yes, they do. They look nice. _____.
- _____
- shop assistant: This is a very good decision. Do you want _____?
- customer: Oh yes, I do!
- friend: Of course _____ does!
- shop assistant: Can I do anything else for you?
- customer: No, _____.
- Shop Assistant: Do you want to keep the box?
- customer: _____.
- shop assistant: That's £ _____.
- customer: Here you are.
- shop assistant: Thank you. Good bye.
- customer: Good bye.
- friend: Good bye.

Think about:

You can buy different pairs of shoes. You can buy whatever you want.
Try to make an interesting dialogue.
The sheet with vocabulary and useful phrases can help you.



At the sports outfitters

(2-3 persons)

shop assistant:

_____ :

_____ :

_____ :

_____ :

_____ :

_____ :

_____ :

_____ :

_____ :

_____ :

_____ :

_____ :

_____ :

_____ :

_____ :

_____ :

_____ :

_____ :

_____ :

_____ :

_____ :

_____ :

Think about:
Be polite!
You can buy different things. You can buy whatever you want.
Try to make an interesting dialogue.
The sheet with vocabulary and useful phrases can help you.


Scotland: at the tourist information centre

vocabulary

booking	trip / second trip	onboard bar	information
depart	sight	discount	students
adventure	interested	possible	save
castle	am / pm	enjoy	tour
island	boat cruise	that works	return



Dunnottar Castle



Arthur's Seat



Old Town, Edinburgh



National Museum of Scotland



Luskentyre Beach



Edinburgh Castle



Kelvingrove Art Gallery and Museum



Quiraing (Isle of Skye)

useful phrases

tourist statements

Excuse me.
I'm interested in ...
I would like to ...
I think about ...
Thanks for your help.

tourist questions

Can you help me, please?
Can I book that tour?
How much does it cost?
Is food included?

assistant statements

For sure.
Yes, that's right.
It departs ...
Enjoy your trips.
Have a great time in Scotland.

assistant questions

How can I help you?
All right. Let's see.
Can I do something else for you?



**netzwerk
lernen**

Patrick Büttner: Dialoge im Englischunterricht
© Persen Verlag

zur Vollversion

Scotland: at the tourist information centre

- tourist: Excuse me. Can you help me, please?
- assistant: For sure I can. How can I help you?
- tourist: I found this brochure and I'm interested in some trips.
- assistant: All right. Let's see. Which trips are you interested in?
- tourist: I would like to go on the Loch Ness Hunter trip. This trip lasts for twelve hours, right?
- assistant: Yes, that's right. It departs at 8 am and returns at 8 pm, both in Edinburgh.
- tourist: Ok, great. I love speedboats, so I definitely want to do the boat cruise. Can I book that cruise with the tour here at the office?
- assistant: Well, you can book both here but I have to tell you that they don't use a speedboat for the cruise.
- tourist: Oh, too bad. But maybe I can catch a glimpse of Nessie if we go a little bit slower.
- assistant: And you can enjoy lunch on board and have a great time.
- tourist: Right. How much will the lunch package on board be?
- assistant: The lunch package on this trip is free. And you can buy other food and drinks at the onboard bar.
- tourist: Sounds great. Thank you.
- assistant: You're welcome. Can I do something else for you?
- tourist: I think about booking a second trip. Maybe the St Andrews and Kingdom of Five trip.
- assistant: That's a good idea. It will bring you to different places in Scotland. If you book both tours you will get a discount of 10 %.
- tourist: Oh, that's incredible. On which dates can I book the tours?
- assistant: You can book the St Andrews trip for Monday and the Loch Ness Hunter trip for Wednesday. Does that work for you?
- tourist: Yes, that works. Thanks for your help.
- assistant: You're welcome. Enjoy your trips and have a great time in Scotland.

Think about:

Try to pronounce naturally and act out the dialogue.
Speak slowly.



Scotland: at the tourist information centre

- tourist: Excuse me. Can you help me, please?
- assistant: For sure I can. How _____?
- tourist: I found this brochure and I'm interested in some trips.
- assistant: All right. Let's see. Which _____ are you interested in?
- tourist: I would like to go _____.
This trip lasts for _____, right?
- assistant: Yes, that's right. It departs at _____ and returns at _____,
both in _____.
- tourist: Ok, great. I _____.
Can I book _____ here at the office?
- assistant: Well, you can book here but I have to tell you that _____
_____.
- tourist: Oh, too bad. But maybe I can catch a _____ if we go
a little bit slower.
- assistant: And you can enjoy your lunch _____ and have a great time.
- tourist: Right. How much will the lunch package be?
- assistant: The lunch package on this trip is _____. And you can buy other
food and drinks at _____.
- tourist: Sounds great. Thank you.
- assistant: You're welcome. Can I do something else for you?
- tourist: I think about booking a second trip. Maybe the _____
_____.
- assistant: That's a good idea. It will bring you to different places in Scotland. If you book
both tours you will get a discount of _____%.
- tourist: Oh, that's incredible. On which dates can I book the tours?
- assistant: You can book the _____ trip for _____ and the
_____ trip for _____. Does that work for you?
- tourist: Yes, that works. Thanks for your help.
- assistant: You're welcome. Enjoy your trips and have a great time in Scotland.

Think about:

You can visit different places. You can book whatever you want.
Try to make an interesting dialogue. The sheet with vocabulary and useful phrases can help you.




New York, New York

vocabulary

the stay	Central Park	Empire State Building	Statue of Liberty
a map	Brooklyn Bridge	911 Memorial and Museum	observation deck
brochure	the view	skyscraper	Broadway
guided tour	sightseeing tour	sight	Fifth Avenue
by bus / train / Segway	meeting point	Lincoln Center	Times Square




Chinatown




Central Park



Statue of Liberty



Times Square



One World Trade Center



Brooklyn Bridge



Unisphere

useful phrases

questions:

- What do you enjoy doing in New York?
- What do you hate doing in New York?
- What do you dream of?
- What are you interested in?
- What are you good at?
- What are you scared of?
- Why? Why not?
- Is there anybody you would like to meet in the USA?
- What is your favorite sight?

statements:

- I enjoy ...
- I hate ...
- I dream of ...
- I'm interested in ...
- I am scared of ...
- I would / wouldn't like ..., because ...
- I would like to meet ...
- ... is interesting, because ...
- My favorite sight in New York is ...



**netzwerk
lernen**

Patrick Büttner: Dialoge im Englischunterricht
© Persen Verlag

zur Vollversion

Your feedback

dialogue



I like the dialogue because ...

- ... he / she is a good actor
- ... the dialogue is realistic
- ... the dialogue is funny



Next time you should ...

- ... look up when you speak.
- ... make the dialogue funny.
- ... make the dialogue realistic.

How to understand? correctness



I like the dialogue because ...

- ... you speak clearly.
- ... you speak loud enough.
- ... there are no mistakes.



Next time you should ...

- ... speak more clearly.
- ... speak loud enough.
- ... make not so many mistakes.

content



I like the dialogue because ...

- ... it is long enough.
- ... it is with good questions.
- ... it is with good answers.



Next time you should ...

- ... make the dialogue longer.
- ... ask more questions.
- ... give more answers.