






Houses



Children like houses when they are very colourful. Here you can colour the houses, windows, doors, chimneys and roofs. Read, colour and find out:

What colour is the house with the pink chimney? _____



1. One house has a blue roof and orange windows.
2. The yellow house has a green door.
3. The pink house is on the left.
4. Next to the house with the red roof is a house with a pink roof.
5. The house with the yellow chimney is on the left of the house with the green chimney.
6. The grey house is next to the pink house.
7. Next to the house with the green door is a house with a blue door.
8. One house has red windows and a green chimney.
9. The house with the orange door has purple windows and a red roof.

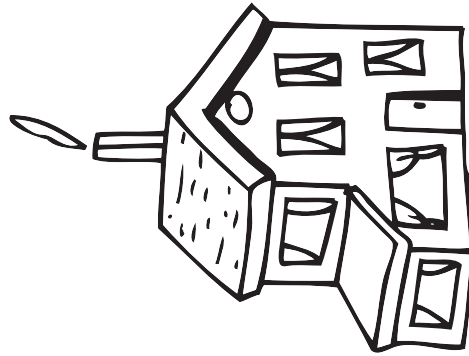


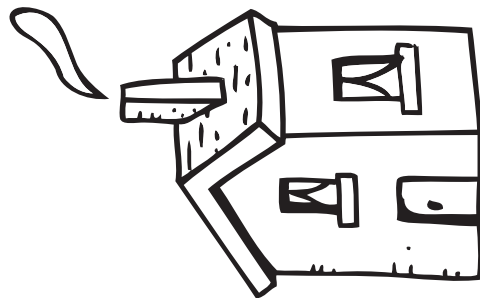


Houses



Little children like drawing houses in many different colours to make them look colourful. Read and colour the houses, roofs, curtains, doors and chimneys. Then find out:

What colour is the house with the orange curtains? _____



1. The house with the blue chimney is next to the house with the orange chimney.
2. The house with the green roof is between the house with the purple roof and the house with the blue roof.
3. One house has a pink chimney and blue curtains.
4. The house with the green door is between the house with the red door and the house with the pink door.
5. The red house is on the right.
6. The house with the yellow curtains is between the house with the blue curtains and the house with the purple curtains.
7. The orange house is between the red house and the yellow house.
8. The house with the brown roof has a purple chimney.
9. The house with the yellow door has a purple roof.
10. The green house has a red door.
11. Next to the house with the purple chimney is a house with an orange chimney.



Houses



Children like houses when they are very colourful. Here you can colour the houses, windows, doors, chimneys and roofs.

Read, colour and find out:

What colour is the house with the pink chimney? **yellow**

Possible solution: 3 – 6 – 2 – 7 – 9 – 4 – 1 – 8 – 5

house	pink	grey	yellow
door	orange	blue	green
windows	purple	red	orange
roof	red	pink	blue
chimney	yellow	green	pink

3. The pink house is on the left.
6. The grey house is next to the pink house.
2. The yellow house has a green door.
7. Next to the house with the green door is a house with a blue door.
9. The house with the orange door has purple windows and a red roof.
4. Next to the house with the red roof is a house with a pink roof.
1. One house has a blue roof and orange windows.
8. One house has red windows and a green chimney.
5. The house with the yellow chimney is on the left of the house with the green chimney.



Houses




Little children like drawing houses in many different colours to make them look colourful. Read and colour the houses, roofs, curtains, doors and chimneys. Then find out:

What colour is the house with the orange curtains? **green**

Possible solution: 5 – 7 – 10 – 4 – 9 – 2 – 8 – 11 – 1 – 3 – 6

house	green	yellow	orange	red
door	red	green	pink	yellow
curtains	orange	purple	yellow	blue
roof	brown	blue	green	purple
chimney	purple	orange	blue	pink

5. The red house is on the right.
7. The orange house is between the red house and the yellow house.
10. The green house has a red door.
4. The house with the green door is between the house with the red door and the house with the pink door.
9. The house with the yellow door has a purple roof.
2. The house with the green roof is between the house with the purple roof and the house with the blue roof.
8. The house with the brown roof has a purple chimney.
11. Next to the house with the purple chimney is a house with an orange chimney.
1. The house with the blue chimney is next to the house with the orange chimney.
3. One house has a pink chimney and blue curtains.
6. The house with the yellow curtains is between the house with the blue curtains and the house with the purple curtains.






Ice cream

Three children love ice cream very much. They each have strawberry, pistachio, chocolate and vanilla scoops. Read and colour the cups. Then draw the scoops and find out:




In which cup are two pistachio scoops? _____



cup 1



cup 2



cup 3

1. The cup with three vanilla scoops and two strawberry scoops is next to the cup with two vanilla scoops.
2. In the green cup are three chocolate scoops.
3. The cup with three pistachio scoops is next to the cup with the four pistachio scoops.
4. One vanilla scoop and four strawberry scoops are in the same cup.
5. Cup number one is red.
6. One chocolate scoop and two vanilla scoops are in the same cup.
7. Next to the three chocolate scoops is a cup with two chocolate scoops.
8. Next to the red cup is a blue cup.
9. Three strawberry scoops and four pistachio scoops are in the same cup.

strawberry = red
pistachio = green
chocolate = brown
vanilla = yellow



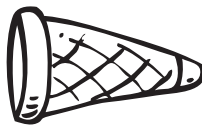
2 Ice cream

Ice cream

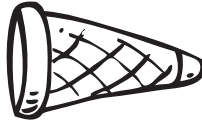


In a cafeteria four children order their favourite ice-cream flavours: raspberry, woodruff, hazelnut and lemon for each of them. They love ice cream very much. Read, draw the scoops and find out:

In which cone are four raspberry scoops? _____



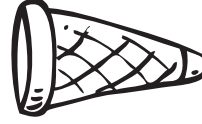
cone 1



cone 2



cone 3



cone 4

woodruff = green
raspberry = pink
lemon = yellow
hazelnut = brown

1. In the cone on the right is one hazelnut scoop.
2. Next to the cone with three raspberry scoops is a cone with one raspberry scoop.
3. The cone with two woodruff scoops is next to the cone with three woodruff scoops.
4. Next to the cone with two lemon scoops is a cone with three lemon scoops.
5. The cone with two raspberry scoops is not next to the cone with one raspberry scoop.
6. Next to the cone with three lemon scoops is a cone with one lemon scoop.
7. The cone with three hazelnut scoops is between the cone with one hazelnut scoop and the cone with two hazelnut scoops.
8. One woodruff scoop and three raspberry scoops are in the same cone.
9. Four hazelnut scoops and two lemon scoops are in the same cone.
10. Next to the cone with two woodruff scoops is a cone with four woodruff scoops.
11. Four lemon scoops and three woodruff scoops are in the same cone.

