


Worum geht es?

Was in Amerika schon lange Trend ist, gewinnt auch in Deutschland immer mehr Fans. Das **Scrapbook** ist eine Mischung aus Fotoalbum und Tagebuch und dient als Erinnerungsspeicher. Der vorliegende Unterrichtsentwurf nutzt diese Idee und regt die Schülerinnen und Schüler¹ dazu an, Geschriebenes und Bildliches zu verbinden. Unterbewusst generiert diese Form der Arbeit eine tiefgreifende Verknüpfung der beiden Bereiche, die zu einer verbesserten Speicherung erarbeiteten Wissens führt (vgl. Mnemotechnik). Darüber hinaus werden die von der WHO aufgezeigten *life skills: self-awareness, creative thinking* und *decision making* trainiert.



Beispiele für Scrapbooks zum Thema „London in the 1960s and today“.

Während der Schaffensphase werden sich die Schüler eigener Kompetenzen bewusst. Schwache Schüler können durch die handlungsorientierte Arbeitsweise kreative Fähigkeiten unter Beweis stellen und so an Selbstvertrauen für den Englischunterricht gewinnen. Darüber hinaus werden, je nach Klassenstufe, entsprechende Inhalte vertieft oder ergänzt.

Im ersten Schritt lernen alle Klassenstufen das Scrapbook als modernes Medium der Erinnerungsspeicherung kennen und erarbeiten Wissen über dessen Ziel und Aufbau. Nach der Erstellung einer gemeinsamen Scrapbookseite in der Klasse übertragen die Schüler ihr Wissen selbstständig auf die vorgelegten Themenbereiche (**Klasse 5:** Party/Mengenangaben; **Klasse 7:** Kanada/Telling an adventure story; **Klasse 9:** Big city life/Differenzierte Lernaufgabe). Zum Abschluss erfolgt eine Präsentation mit Feedbackrunde. Ein Bewertungsbogen für die Lehrkraft steht ebenfalls zur Verfügung.

¹ Im weiteren Verlauf wird aus Gründen der besseren Lesbarkeit nur „Schüler“ verwendet.

So setzen Sie die Materialien ein

Vorbereitung

- Kopieren Sie entsprechend der gewünschten Jahrgangsstufe die Materialien im Klassensatz.
- Für die Jahrgangsstufe 7 und ggf. 9 benötigen Sie zusätzlich den *language support M 9*. Ein *language support* für Klasse 5 befindet sich im Zusatzmaterial.
- Kopieren Sie **M 10** (Feedback-Anleitung) für die Klassen 7 und 9.
- Kopieren Sie **M 11** (Scrapbook-Muster) – unabhängig von der Klassenstufe – im Klassensatz.
- Für den Einsatz von **M 7** ist in Klassenstufe 9 ein Computerraum nötig, in dem die Schüler idealerweise jeweils zu zweit einen Rechner zur Verfügung haben.

Keeping memories



© Thinkstock/Photos.com, Stockbyte, Photodisc, Stockbyte, iStock, Memory Fortress



M 2

Gwen's birthday party

What memories has Gwen got from her party?

Gwen is nervous. Today is her eleventh birthday. It's eight o'clock in the evening and she is waiting for her guests. Usually her birthday parties start at 3 o'clock. Today it's different. Gwen has got a torch¹ party! This is special.

"Listen mum, the doorbell is ringing. I'll open the door! Can you please turn off the light?" "Hi Dave, come in! Have you got your torch?" "Happy birthday, Gwen. Yes, I have."

It's 10 o'clock. Without light and torches, it's really dark now. Gwen and her guests are playing 'What's this?'. Gwen gives a box to her friend Sue. "Can you guess what's in the box?" Sue reaches² into the box. "Ugh, it's cold and a little wet! Are these olives?" "Great, you're right! Dave, it's your turn now!" Gwen puts something new into the box. "Hm, is this a fruit?", asks Dave. "Yes, can you guess which one?" "An orange?" "Super!"

Someone knocks at the door. Everybody turns on their torches and points them at the door. The kids are scared, but it's only Gwen's mum. "Hey, please turn off your torches and go to the kitchen." She laughs: "Your dinner is on the table. Have fun eating your pizza!"

After midnight³, the kids sleep in Gwen's room. What a great party!



© Thinkstock/iStock

Tasks

After the party, Gwen wants to keep her memories in pictures and texts.

1. Which pictures does she need? Circle the correct ones with a pencil.

a) When does the party start?



b) What must every guest bring?



c) What game do they play?



d) Why are the kids suddenly scared?



e) What do they do after midnight?



2. Write one sentence about every correct picture in each of the boxes of your **scrapbook template (M 11)**. Use your own words.

3. Cut out the pictures, colour them in and glue them next to your sentences.

4. Add decoration: Draw pictures, add some handicraft⁴, glue stickers ...

1 **torch**: die Taschenlampe – 2 **to reach into**: in etw. hineingreifen – 3 **midnight**: Mitternacht – 4 **handicraft**: die Bastelei

M 4

Let's visit Canada this year!

Resi hopes that her parents agree to spend their holidays in Canada. Prepare her arguments for a trip to a Canadian hotel.

On the Internet, she finds some interesting offers:




© Thinkstock/iStock

City or nature – what do you prefer¹?

Vancouver is perhaps the best place to be if you like cities, shopping and doing sports. Skiing or surfing and visiting big malls are only some of the favourite activities. If you prefer being in close touch with nature, stay at Jasper National Park. It's Canada's largest park in the Rocky Mountains. Everything is possible there – from a five-star hotel to camping.

Here are two offers:

Holiday Inn Express-Langley ★★👍
8750 204th Street, V1M 2Y5 Langley




Our hotel is located on the Trans Canadian Highway 1 which takes you to the beautiful city of Vancouver in 45 minutes.

Our rooms provide² flat-screen cable TVs. Every room has a microwave and a refrigerator³.



Guests can relax in the indoor pool or work out in the gym at the hotel. The Greater Vancouver Zoo is a 20-minute drive from the hotel. A big mall for shopping fans is just next door. Do you need someone to carry your bags? No problem, call us – we'll bring you your shopping bags at low cost.



Families love our hotel, because we offer self-catering facilities⁴, lunch bags and a cleaning service for your laundry⁵.

The Fairmont Jasper Park Lodge ★★★★★
1 Old Lodge Road, T0E 1E0 Jasper



The Fairmont Jasper Park Lodge is located within Jasper National Park. Our hotel lies⁶ directly at the Beauvert Lake in the Canadian Rocky Mountains. Highlights are our rooms with a lake view and our big outdoor pool. Wildlife is directly next to you. You might see grizzly or black bears in front of your window. If you are lucky, you can see wolves or deer, too. Adventures⁸ are never far away!

In the winter, guests can go ice skating on the lake or cross-country skiing. Horseback riding, swimming and whitewater rafting⁸ are activities in the summer. Hiking is fun all year round. Do you need help? No problem! Our guides offer different tours for unforgettable experiences for any age.



photos courtesy of Fairmont Jasper Park Lodge

1 **to prefer**: bevorzugen – 2 **to provide**: bieten – 3 **refrigerator**: der Kühlschrank – 4 **facilities**: die Ausstattung – 5 **laundry**: die Wäsche – 6 **to lie at**: liegen an – 7 **adventure**: das Abenteuer – 8 **whitewater rafting**: Rafting, Wildwasser-Schlauchboot-Tour

Staying in a big city

Now it's time for you to go abroad!

Task

1. Lay out¹ the following things before you start.
 - Mind map about "big city life". It helps you to remember your class's ideas.
 - Your notes about the travel blogger Liz.
2. Decide on a city abroad you have always wanted to visit. You want to stay there for a year. Choose one of the tasks, write a **text** and **design a scrapbook** about your experiences.

a. My stay at a youth hostel in _____

Design a scrapbook about your experiences. ✂

Use this picture:

Use these prompts²:


time of arrival, package, police officer,
new friends



© Thinkstock/Hemera

b. Working as a _____ in _____

Of course you need money to stay in your favourite city! Design your scrapbook about the job(s) you could take to be able to live there. These are pictures you can work with: ✂



© Thinkstock/Stockbyte, /iStock

c. An action holiday for teens. What I experienced in _____

You are an adventurous person. Design a scrapbook about your most exciting experience (e.g. snorkelling, sandboarding³, hiking in the rainforest ...).

1 to lay out: bereitlegen – 2 prompt: das Stichwort – 3 sandboarding: snowboarden im Sand, z. B. in der Wüste