

# Inhalt

<b>Vorwort</b> .....	4
An expensive trap (85 words, class 5) .....	5–6
Three liars: A sketch (270 words, class 5) .....	7–10
A serial killer (204 words, class 6) .....	11–13
Two swindlers (306 words, class 6) .....	14–15
Case 273 (447 words, class 6) .....	16–19
Multitasking (191 words, class 6/7) .....	20–22
The cheeky shoplifter (416 words, class 6/7) .....	23–27
Two smugglers (331 words, class 7) .....	28–32
The clever sausage thief (489 words, class 7) .....	33–36
Rough justice (557 words, class 7) .....	37–40
A smelly thug (703 words, class 7) .....	41–45
Two car hijacks (1006 words, class 7) .....	46–50
Heartless burglars (1240 words, class 7) .....	51–58
<b>Lösungen</b> .....	59–65



## An expensive trap

A police officer stops an expensive sports car at a radar trap (*Radarfalle*). The driver is very angry. He jumps out of the car and throws a small plastic box onto the ground. Then he kicks it and jumps on it until it breaks into small pieces.

“Damn! Damn! Damn!” he swears. “I paid 750 dollars for that radar detector  
5 and it doesn’t work!”

“Well, I don’t know about that, sir,” a police officer tells him. “I haven’t got the radar today because I’m checking tyres.”



### Grammar overview

#### Simple Present

Hier wird eine Geschichte im Präsens erzählt. Beachte die folgenden Merkmale:

1. Bei der 3. Person Singular (he, she, it) wird ein ‘s’ an die Grundform des Verbs angehängt:

Zeile 1: A police officer stops a sports car.

Zeile 2: He (the driver) jumps out of the car and throws ...

Zeile 3: He kicks it until it breaks into small pieces.

Zeile 4: He swears.

2. Eine verneinte Aussage folgt dem Muster: do/does + not + Infinitivform:

Zeile 5: It **doesn’t work!**

Zeile 6: I **don’t know** about that.

3. Weitere Verben im Simple Present:

Zeile 1–2: The driver **is** very angry. (be: am, is, are)

Zeile 6–7: I **haven’t got** the radar. (has got/hasn’t got; have got/haven’t got)

#### Weitere Verben/Zeitformen im Text

1. Simple Past: Die regelmäßigen Vergangenheitsformen sind leicht zu merken: stop – stopped, jump – jumped, walk – walked, play – played, kick – kicked, ...

Achtung: Die unregelmäßigen Formen müssen gelernt werden,

Beispiel: Zeile 4: I **paid** 750 dollars ...

2. Present Progressive: Der Polizist benutzt hier das Present Progressive, weil er beschreibt, was er gerade macht:

Zeile 7: I’m **checking** tyres.



1. Translation in context: Find these words in the text. Think about the other words in the sentence and then guess (*erraten*) what they mean in German. Then check your results with a partner or look the words up in an English-German dictionary.


- 1. (line 3) ground .....
- 2. (line 3) until .....
- 3. (line 3) break .....
- 4. (line 3) pieces .....
- 5. (line 4) Damn! .....
- 6. (line 4) swear .....
- 7. (line 4) paid .....
- 8. (line 4) radar detector .....
- 9. (line 5) work .....
- 10. (line 7) tyres .....



2. Label the car with the words in the box below. You can use a dictionary.

bag brake light bumper hubcap plastic box  
roof rack suitcase tyre window

- 1. ....
- 2. ....
- 3. ....
- 4. ....
- 5. ....
- 6. ....
- 7. ....
- 8. ....
- 9. ....





pete Oldham: Kriminell gut lesen – Englisch Klasse 5–7  
© Auer Verlag – AAP Lehrerfachverlage GmbH, Donauwörth



## Three liars: A sketch

- ① MR TATE: *[Comes in the front door.]*  
Hello, Jane. Look what I've got.
- ② MRS TATE: Hello, dear. Is that a new house robot, Dave?
- ③ MR TATE: Yes, I bought it on my way home.
- 5 ④ MRS TATE: Why? We've got enough house robots, Dave. We don't need another.
- ⑤ MR TATE: This robot can tell if someone is telling the truth (*Wahrheit*) or lying (*lügen*). It can be useful when salesmen (*Verkäufer*) try to sell us something.
- ⑥ MRS TATE: How does it work?
- 10 ⑦ MR TATE: I can show you. Let's try it out on our son. Where is he?
- ⑧ MRS TATE: He's upstairs in his room.
- ⑨ MR TATE: Rod! Rod!
- ⑩ ROD TATE: What is it now?
- ⑪ MR TATE: Come down here, Rod. This is a new robot and it can tell when  
15 people are lying. I want to ask you something.
- ⑫ ROD TATE: *[Comes down the stairs.]*  
What?
- ⑬ MR TATE: Where were you this morning?
- ⑭ ROD TATE: I was at school, of course.  
20 *[The robot buzzes (surrt).]*  
OK, OK. I was at a friend's house. We did our homework together.  
*[The robot buzzes.]*  
OK! There was a party. But I only drank  
25 orange juice.  
*[The robot buzzes.]*  
OK! I had a glass of whisky – but only one!  
*[The robot buzzes.]*  
OK, OK. I had two glasses of whisky and a rum and coke. That's the truth!
- 30 ⑮ MR TATE: That's disgraceful (*beschämend*)! At your age I didn't even know what alcohol was!  
*[The robot buzzes.]*
- ⑯ MRS TATE: Ha ha! You lied too, Dave. After all, Rod is your son.  
35 *[The robot buzzes.]*





## The cheeky shoplifter

Emily Mayfield's first day in her new job as a store detective was terrible! On the store camera she saw a young girl put an expensive blouse into her shopping bag. Emily followed the young girl around the store and saw her put three more blouses, two skirts and two cashmere sweaters into her shopping bag. Then the girl looked  
5 at some cosmetics and Emily saw mascara, lipsticks and nail varnish go into her shopping bag. Then the girl went into the ladies' toilet. Emily waited until the girl came out and watched her walk past the cash desk and out of the store. Emily ran outside and stopped the girl in the street. She took her back to the store and called the police. Ten minutes later a policewoman arrived. She searched (*durchsuchte*) the  
10 girl and looked inside her shopping bag. There were six cheap T-shirts in the bag. The young girl smiled and took a passport out of her coat pocket and gave it to the policewoman. "She's only twelve years old and here are receipts for the T-shirts," the policewoman told Emily. "I'm sorry, but I must let her go." The young girl smiled at Emily and the policewoman, took back her passport and her bag and  
15 coolly walked out of the store.

Six weeks later Emily saw the girl again. Emily followed her around the store and watched her steal clothes and cosmetics. Emily saw her go into the ladies' toilet again. This time she asked another store detective to help her. They saw the girl come out of the toilet about ten minutes later and Emily followed her out into the  
20 street. Emily stopped her again and brought her back to the store and called the police. The same policewoman arrived and she recognized the girl. "Oh, not you again!" When she searched the girl and her shopping bags, it was the same as last time; the girl wasn't wearing or carrying the stolen things. The young girl gave the policewoman her passport again and smiled at her and Emily. Emily smiled back  
25 and looked at her watch. "Let's just wait a minute or so." Just then the other store detective came. He was holding a fat woman in a long coat. She was shouting and struggling (*wehrte sich*). When the policewoman searched her, they discovered that the woman wasn't really fat. Under her long coat she was wearing five blouses, two sweaters, a leather jacket, four skirts and a bag full of cosmetics!



1. What are the English words for the things in the photos?

1.



.....

2.



.....

3.



.....

4.



.....

5.



.....

6.



.....

7.



.....

8.



.....

9.

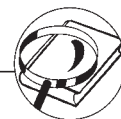


.....

10.



.....



2. Complete the sentences with the words from the box.

cash desk    cheap    cosmetics    expensive    fat    ladies' toilet  
 leather    receipts    steal    stolen

1. A Rolex is a very ..... watch.
2. Mascara, nail varnish and face cream are .....
3. The ..... is on the second floor.
4. In a motorway self-service restaurant people must pay for their food at the .....
5. This T-shirt only costs six dollars. That's .....
6. When I buy clothes, I always keep the ..... because I might want to take something back.
7. Shoplifters are people who ..... things from shops and stores.
8. A policewoman searched the woman and found the ..... cosmetics in a bag under her skirt.
9. Groucho Marx: An opera is never over until the ..... lady sings!
10. I liked a ..... handbag, but it was much too expensive.



3. Fill in the missing prepositions.

I walked ..... (1) the store. I looked ..... (2) some cosmetics. I chose a face cream and a perfume and took them ..... (3) the cash desk. I checked the receipts and put them ..... (4) my handbag. I tried ..... (5) two blouses, but I didn't like them and put them ..... (6).  
 Then I looked ..... (7) a leather jacket under 100 dollars.



4. Answer these questions about the text.

1. Why did Emily wait until the girl was in the street before she stopped her?

.....  
.....

2. Why did Emily call a policewoman to search the girl?

.....  
.....

3. Why did the policewoman let the girl go?

.....  
.....

4. Why do you think that the girl didn't have the stolen clothes or cosmetics?

.....  
.....

5. Where did the girl get the T-shirts and the receipts?

.....  
.....

6. How did Emily catch the girl the second time?

.....  
.....



5. Find the simple past verb forms of these verbs from the text.

1. be .....

2. see .....

3. put .....

4. go .....

5. wait .....

6. come .....

7. watch .....

8. run .....

9. stop .....

10. take .....

11. call .....

12. arrive .....





6. Look at the signs and answer the questions. You can use a dictionary.

Store A

**Win a Free Ride**  
 in a Police Car just by  
 shoplifting from this store.

---

Lucky winners can also get their  
 name in the newspaper for their  
 family and friends to see!  
*Make Mom & Dad proud!*

Store B

**PLEASE HELP US  
 BY STEALING  
 ONLY THE  
 STUFF WE  
 CAN'T SELL.  
 THANK YOU**

Store C

**SECURITY NOTICE**

---

**THIS AREA IS  
 UNDER 24 HOUR TV  
 SURVEILLANCE.  
 SHOPLIFTERS WILL BE  
 PROSECUTED.**

Store D

**Shoplifting  
 is a Crime**

**If you steal,  
 our cameras will  
 catch you.**

Store E

**THIS STORE  
 IS PATROLLED  
 BY SECURITY  
 PERSONNEL**

Store F

**SHOPLIFTERS  
 WILL BE  
 TERMINATED!**

- Which stores have TV cameras? .....
- Which store has got detectives that walk around the store? .....
- Which stores report shoplifters to the police? .....
- Which store gives the names of shoplifters to a local newspaper? .....
- Which store asks shoplifters to help them? .....
- How? Explain in German. ....  
 .....
- What does Store F threaten (*droht*) to do to shoplifters? Explain in German. ....  
 .....
- Is this a serious threat or just a joke? Explain in German. ....

pete Oldham: Kriminell gut lesen – Englisch Klasse 5–7  
© Auer Verlag – AAP Lehrerfachverlage GmbH, Donauwörth

