

# Inhalt

	<u>Seite</u>
<b>WELCOME – Here we are; WELCOME – Here we live</b>	5
<b>EUROPE</b>	<b>6 - 14</b>
<i>Hannes from Germany</i>	
1. Farm words Europe	6 - 7
2. Questions and answers	8
3. That's me	9
4. Fruit and vegetables	10 - 11
5. Is or are?	12
6. Numbers	13
7. Counting animals	13
8. Colours	14
<b>AFRICA</b>	<b>15 - 26</b>
<i>Bandele from Kenya</i>	
1. Farm words Africa	15
2. Prepositions	16
3. Questions and answers	17
4. Question words	18
5. Body	19
6. Trimino – Body parts I	20
7. Trimino – Body parts II	21
8. What's the animal ?	22 - 23
9. Family tree	24
10. Fruit and vegetables at Bandele's farm	25
11. Animals at Bandele's farm	26
<b>ASIA</b>	<b>27 - 31</b>
<i>Narisara from Thailand</i>	
1. Farm words Asia	27
2. Match the sentences with the pictures	28
3. Dialogue 1: Mmh, Bananas!	29
4. Dialogue 2: The new girl at school	30
5. The days of the week	31
<b>SOUTH AMERICA</b>	<b>32 - 36</b>
<i>Antonia from Argentina</i>	
1. Crossword – Farm words South America	32
2. Farm words South America	33
3. My day	34
4. The "s" in the Present Tense	35
5. Antonia's day	36

# Inhalt

## NORTH AMERICA

37 - 40

*Olivia from the USA*

1. Crossword – Farm words North America 37
2. From farm to fridge 38
3. am – is – are / is – isn't – are – aren't 39
4. A letter from Asia 40

## AUSTRALIA

41 - 46

*Jim from Australia*

1. Fruit and vegetables in Australia 41
2. Interesting facts about sheep 42
3. Email from Hannes 43
4. Sheep shearing 44
5. Seasons and months 44
6. Vocabulary 45
7. Mary had a little lamb 46

## Lösungen

47 - 48

## Vorwort & methodisch-didaktische Überlegungen

"Welcome to my farm!" – Englisch lernen mit sechs Kindern aus sechs Kontinenten!

Wir lernen Hannes aus Deutschland, Bandele aus Kenia, Narisara aus Thailand, Antonia aus Argentinien, Olivia aus den USA und Jim aus Australien kennen.

Sie alle heißen uns bei sich zuhause willkommen und stellen uns das Leben auf ihrer Farm vor.

Wo leben sie? Wer gehört zu ihrer Familie? Welche Tiere zählen zu ihrer Farm? Welche landwirtschaftlichen Produkte werden angebaut? Wie sieht ihr Tagesablauf aus?

Neben dem Training von Wortschatz, Grammatik und des unerlässlichen Sprechens von Dialogen werden somit spielerisch das Bewusstsein für andere Kulturen sowie die Neugierde darauf geweckt.

Der Wortschatz der ersten beiden Lernjahre wie family members, numbers and letters, clothes, body, food, animals, the time oder colours wird ebenso berücksichtigt wie diverse grammatikalische Grundstrukturen.

Die Methoden sind abwechslungsreich und beinhalten z.B. Lege-/Zuordnungsspiele, Kreuzworträtsel, Stammbaum gestalten, Zeichnen im Koordinatensystem. Daher eignen sich viele Übungen auch als Partnerarbeit.

Nun laden wir Sie ein, mit Ihren Schülern auf Farm-Sightseeing zu gehen!

Viel Spaß, interessante Einblicke und Erkenntnisse sowie gutes Gelingen wünscht Ihnen der Kohl-Verlag und



netzwerk  
lernen

Prisca Thierfeldt

zur Vollversion

# WELCOME – Here we are



**Hannes**  
from Europe (Germany)



**Bandele**  
from Africa (Kenya)



**Narisara**  
from Asia (Thailand)



**Antonia**  
from South-America (Argentina)

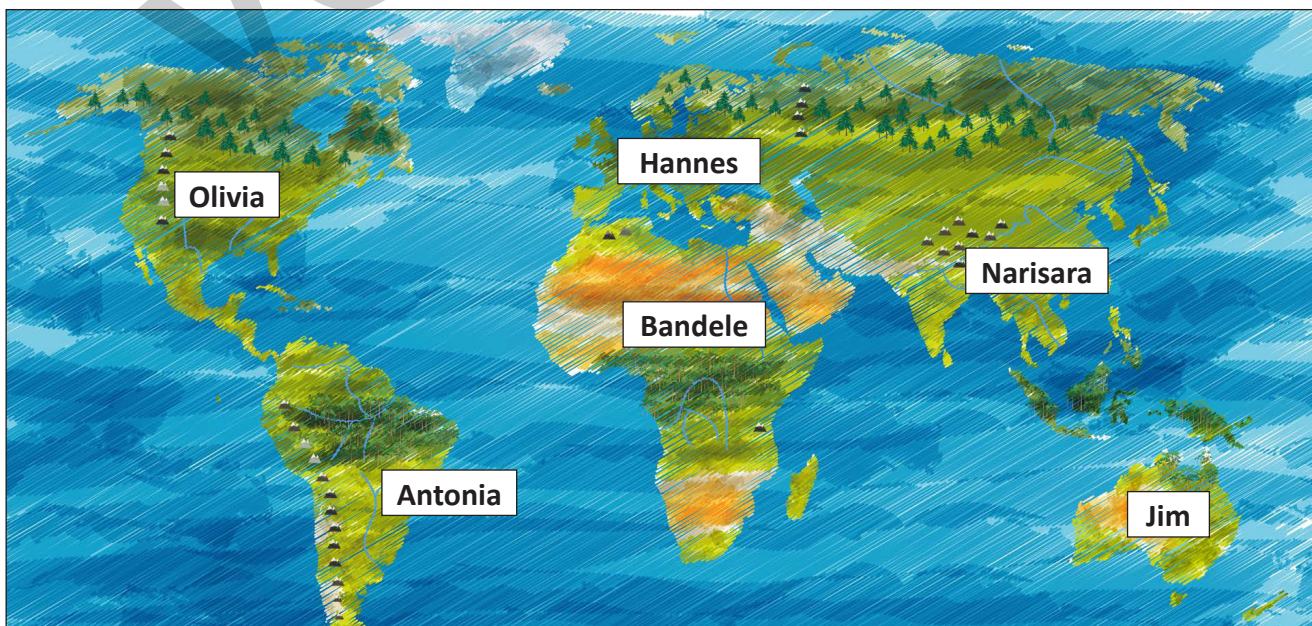


**Olivia**  
from North America  
(Montana)



**Jim**  
from Australia  
(Flinders Ranges)

# WELCOME – Here we live



# Europe

Willkommen – Welcome to my farm!








“I am Hannes from Germany. That’s in Europe. I am 10 years old. I live in a village near Munich on a big farm. We have some farm animals like cows, chickens, a horse and a goose.

After school, I help my parents at the farm. I love feeding the cows and riding my horse Sunshine!

I’m a big football fan! My famous football club is Bayern Munich. I have a signed football with the names of all the players.”

## 1. Farm words Europe

a) Enter the words in the table.



ANIMALS	FRUIT	VEGETABLES

# Europe

Willkommen – Welcome to my farm!

## 5. Is or are?



There **is**



There **are**



a)

1. There \_\_\_\_\_ a barn on the farm.
2. There \_\_\_\_\_ a blue tractor on the farm.
3. There \_\_\_\_\_ seven pigs in the barn.
4. There \_\_\_\_\_ twelve chickens in the grass.
5. There \_\_\_\_\_ a mouse in the straw.

b)

1. The strawberries \_\_\_\_\_ red.
2. The blue tractor \_\_\_\_\_ in the garage.
3. Hannes' dog Bello \_\_\_\_\_ in the kitchen.
4. The straw \_\_\_\_\_ in the barn.
5. The cows \_\_\_\_\_ in the field.



# Asia

ยินดีต้อนรับ *Yindī t̄xnṛab* – Welcome to my farm!

## 2. Match the sentences with the pictures

1. On Monday, I sell pineapples, lemons and bananas in the street.
2. On Tuesday, my dad and I go to the market in town and sell grilled eggs.
3. On Wednesday, we all help my mum on the rice fields.
4. On Thursday, we go to the doctor's by tuk-tuk. That's a three-wheeled taxi cab.
5. On Friday, we buy some new clothes at the market in Chiang Mai.
6. On Saturday, I sell some garden flowers in the street.
7. On Sunday, we go to the Buddhist temple Wat Ban Den.



a) \_\_\_\_\_



b) \_\_\_\_\_



c) \_\_\_\_\_



d) \_\_\_\_\_



e) \_\_\_\_\_



f) \_\_\_\_\_



g) \_\_\_\_\_

# Asia

ยินดีต้อนรับ *Yindī t̄xnṛab* – Welcome to my farm!

## 3. Dialogue 1: Mmh, Bananas!

Narisara sells some fruit in the street.  
You, a tourist from Germany, want to buy some bananas.

Fill in the dialogue with the words in the box.



moment – look – you – welcome – 20 – are – may – Delicious –  
What's – Bye – try – thank – would – take – are

Narisara:

You:

Hello, \_\_\_\_\_ I help you?

Yes, have a \_\_\_\_\_. They look pretty! And they \_\_\_\_\_ so sweet!

Sure! Here \_\_\_\_\_ are.

Here you \_\_\_\_\_!

It's \_\_\_\_\_ Baht!

\_\_\_\_\_ you!

Hello. Oh yes!  
I \_\_\_\_\_ like to have some bananas.

Yes! Can I \_\_\_\_\_ one?

Mmh! \_\_\_\_\_!  
I'll \_\_\_\_\_ two of them.

\_\_\_\_\_ the price?

Ok. Wait a \_\_\_\_\_.  
Here you are.

You're \_\_\_\_\_. Bye.


# Australia

Welcome – Welcome to my farm!

## 6. Vocabulary


Word snakes. Find the words and write them in your exercise book.

a) Find the farm animals. Write them down.




DOGTIGERWOLFCATCHICKENDONKEYZEBRAHORSEGOATMILKHENFARMSHEEPFROGTRACTORMUFFIN

b) Find the dairy products.




SUGARMILKYOGURTSALADARTICHOKEGRAPECREAMBUTTERBEANSBUTTERMILKCHEESESHEEP

c) Find the farm words.



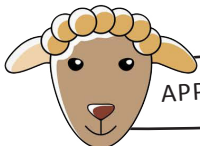
PLANETRAMCITYFIELDHARVESTFINGERTRACTORHAYCOLOURSTRAWBARNNERVOUS

d) Find the family words.




AUNTCARUNCLEMUMGARAGEDADGREENFATHERMOUSEMOTHERTRAMSISTERRATBROTHERSTEPMOTHER

e) Find the vegetables.



APPLEGRAPEFRUITDOGCAULIFLOWERLEEKKIWINOODLESCABBABEPOTATOHAMCHEESEASPARAGUS

f) Find the fruits.



ASPARAGUSGRAPESTRAWBERRYBUSBOOTBETROOTTOOTHMUSHROOMBATHROOMCHEESE



# Australia

Welcome – Welcome to my farm!

## 7. Mary had a little lamb

Now it's your turn! Let's read, sing, act!

The nursery was written in 1830 by Sarah Josepha Hale and set to a melody by Lowell Mason at the same time. It is sung to the melody "Merrily we roll along".

### Mary Had a Little Lamb

traditionell

1. Ma - ry had a lit - tle lamb, lit - tle lamb, lit - tle lamb,  
Ma - ry had a lit - tle lamb, its fleece was white as snow.

And everywhere that Mary went,  
Mary went, Mary went,  
And everywhere that Mary went,  
The lamb was sure to go.



It followed her to school one day,  
School one day, school one day.  
It followed her to school one day  
Which was against the rule.

It made the children laugh and play,  
Love and play, love and play,  
It made the children love and play  
To see a lamb at school.

And so the teacher turned it out,  
Turned it out, turned it out,  
And so the teacher turned it out,  
But still it lingered near.

And waited patiently about,  
Patiently about, patiently about,  
Till Mary did appear.



"Why does the lamb love Mary so?"  
Love Mary so, love Mary so  
"Why does the lamb love Mary so?"  
The eager children cry.

"Why, Mary loves the lamb, you know,"  
Lamb you know, lamb you know,  
"Why, Mary loves the lamb, you know,"  
The teacher did reply.

