

# Do you like my decorations?

## Mit einem Kurzfilm das Hörverstehen schulen (Klassen 5 bis 10)

Ein Beitrag von Monika Schäfers, Bergheim  
Illustriert von Julia Lenzmann, Stuttgart

### Die Materialien

#### Klassen 5/6

- M 1: Christmas word tree
- M 2: Christmas grid
- M 3: Do you like my decorations?
- M 4: True or false?
- M 5: Who said it?
- M 6: My crazy Christmas tree

#### Klassen 7/8

- M 7: Christmas ABC
- M 8: The film could be about ...
- M 9: Placemat
- M 10: Language support
- M 11: Jumbled sentences
- M 12: May I ask you some questions?



Do you like my decorations? – In einem Kurzfilm dreht sich alles um diese Frage.

#### Klassen 9/10

- M 13: On Christmas Eve, my parents would go crazy, if ...
- M 14: Silent Viewing
- M 15: R.I.P. – Writing an obituary

#### Zusatzmaterial auf CD

- M3\_Film.mov
- M3\_Language support.doc



© Ross Bollinger

### Das Wichtigste auf einen Blick

#### Kompetenzen:

- Hörverstehen anhand eines Kurzfilms üben
- über den Inhalt des Films spekulieren und diskutieren
- über Weihnachten in der eigenen Familie sprechen
- Wortschatz zum Thema *Christmas* wiederholen und erweitern

#### Dauer:

1–2 Stunden pro Jahrgangsstufe

#### Niveau:

Klassen 5–10

#### Einbettung:

Englisch G21, B1 Unit 6, Extra Topic  
lehrwerkunabhängig einsetzbar



M 2
















# Christmas grid

How many Christmas words can you find?

**Task**

Circle the Christmas words in the grid<sup>1</sup> and fill in the missing letters.

A	S	L	E	I	G	H	D	F	C	N	E	J	I	N	G	L	E	B	E	L	L	S	D	S	C
D	N	H	J	K	L	O	E	S	I	T	V	B	N	K	L	Y	X	W	H	B	M	P	A	A	H
N	O	Q	G	N	K	O	P	L	S	I	F	S	L	L	S	C	O	R	A	L	X	Y	S	E	R
J	W	S	X	C	V	D	E	C	O	W	E	T	T	U	I	S	C	V	B	M	Z	C	R	T	I
I	F	Q	W	E	D	R	D	Z	L	V	V	A	B	J	I	I	N	J	O	U	Y	A	V	M	S
K	L	E	R	V	Y	Q	U	O	P	C	B	R	R	E	W	S	A	Q	T	Z	I	N	C	N	T
L	A	Z	R	E	I	N	D	E	E	R	R	A	A	R	C	A	N	D	L	E	Z	D	U	I	M
M	K	R	U	H	B	M	Y	A	E	R	T	Z	K	L	O	S	D	E	H	X	H	Y	N	M	A
O	E	R	R	Y	C	E	Z	U	I	O	M	G	D	E	V	U	J	M	B	E	E	C	H	R	S
T	J	W	N	T	G	I	N	G	E	R	B	R	E	A	D	S	T	I	O	M	P	A	Y	Z	B
R	K	E	V	Y	E	T	Q	U	I	S	F	H	T	W	J	K	B	V	T	H	U	N	R	H	A
R	P	G	T	H	Y	D	R	Y	E	C	H	R	I	S	T	M	A	S	T	R	E	E	I	U	L
J	M	E	M	E	R	T	X	T	H	N	T	K	L	O	W	A	R	C	X	N	R	E	I	O	L
L	A	B	A	S	F	Z	V	C	N	A	T	I	V	I	T	Y	S	C	E	N	E	G	B	E	U
O	W	R	P	T	E	B	F	E	Q	H	J	K	U	G	I	O	T	R	S	D	E	A	L	C	S
P	R	T	F	E	B	E	L	L	A	S	R	E	N	S	A	N	T	A	P	Z	U	I	O	K	C
E	F	N	A	H	J	I	U	Z	T	B	W	E	C	G	B	N	K	Q	E	Z	Y	D	S	D	S
A	E	E	C	S	T	O	C	K	I	N	G	C	E	I	W	T	P	R	E	S	E	N	T	T	H
Y	T	H	X	V	F	R	N	J	U	T	D	X	M	L	B	M	Y	T	C	V	E	S	E	B	T

	ng _ _ _ _		s _ _ _ _		s _ _ _ _
	C _ _ _ _ b _ _ _		n _ _ _ _ s _ _ _		_ _ _ l
	C _ _ _ _ _ _ _ _		_ _ _ _		i _ _ _ _ _ _ ll _
	_ _ _ _ e e _		c _ _ _ _		_ _ _ gh
	c _ _ _ _ c _ _ _		_ a _ _ a		_ r _ _ _ _

© Colourbox, Thinkstock/iStock

1 grid: das Gitter, das Raster



## M 4

## True or false?

Some of the statements are true, some are false.

## Tasks

1. Read the statements.
2. Decide whether they are true or false.
3. Correct the false statements in your exercise book.



a) One Christmas tree is singing 'Rudolph the Red-Nosed Reindeer.'	<input type="radio"/> true	<input type="radio"/> false
b) The decorated Christmas tree can move.	<input type="radio"/> true	<input type="radio"/> false
c) It thinks it is terrible if a tree is not decorated.	<input type="radio"/> true	<input type="radio"/> false
d) It wants to give a second tree some decorations.	<input type="radio"/> true	<input type="radio"/> false
e) The second tree is happy to get the decorations.	<input type="radio"/> true	<input type="radio"/> false
f) Both trees are now decorated.	<input type="radio"/> true	<input type="radio"/> false
g) The second tree is cut down.	<input type="radio"/> true	<input type="radio"/> false
h) There is a family with two children.	<input type="radio"/> true	<input type="radio"/> false
i) The first Christmas tree is singing again.	<input type="radio"/> true	<input type="radio"/> false
j) It is asking another tree 'Do you like my decorations?'	<input type="radio"/> true	<input type="radio"/> false

## M 5

## Who said it?

## Task

Read the statements. Connect them to the tree that said it.

You look amazing.

I don't want your decorations.

Just leave me alone, ok?

Do you like my decorations?



© Ross Bollinger

Where are your decorations?

No, no, no!

You can borrow my decorations.

Well, I guess I look - ok.

1 to connect: verbinden

## Jumbled sentences

M 11

Put the statements into the correct order.

### Task

Read the statements. Then number them correctly.

- a) Christmas tree 1 gives Christmas tree 2 its decorations. \_\_\_\_\_
- b) Christmas tree 2 is screaming. \_\_\_\_\_
- c) Christmas tree 1 is asking yet another tree whether it likes its decorations. \_\_\_\_\_
- d) Christmas tree 1 offers its decorations to Christmas tree 2. \_\_\_\_\_
- e) Christmas tree 2 is being cut down. \_\_\_\_\_
- f) Christmas tree 1 is showing its saw teeth<sup>1</sup>. \_\_\_\_\_
- g) Christmas tree 1 is decorating itself again. \_\_\_\_\_
- h) Christmas tree 1 is looking for a new victim. \_\_\_\_\_
- i) Christmas tree 2 tries to get rid of Christmas tree 1. \_\_\_\_\_

1 **saw teeth**: die Sägezähne



## May I ask you some questions?

M 12

Imagine you are a journalist and work for the local radio. You just got an anonymous tip how to meet the infamous<sup>1</sup> killer tree.



© Ross Bollinger

### Task

Write an interview with the killer tree.



© Colourbox

### Think about:

- Place and time of the interview.
- Opening sentence.
- Interesting questions. What do your listeners want to know?
- Phrases to keep the conversation going.
- Ending.

1 **infamous**: berüchtigt, berühmt-berüchtigt