Inhalt

1	Löwe	4
2	Pandabär	5
3	Gewichtheber	6
4	Eichhörnchen	7
5	Skifahrer	8
6	Reh	9
7	Wal	10
8	Schwan	11
9	Hirsch	12
10	Pinguin	13
11	Nashorn	14
12	Hubschrauber	15
13	Delfin	16
14	Dinosaurier	17
15	Papagei	18
16	Segelschiff	19
17	Lastwagen	20
18	Singvogel	21
19	Hai	22
20	Mühle	23
21	Auto	24
22	Tennisspieler	25
23	Walross	26
24	Taucher	27
25	Büffel	28
26	Seepferdchen	29
27	Blumenvase	30
28	Elefant	31
29	Kamel	32
30	Indianer	33
31	Hahn	34
32	Flugzeug	35
33	Pelikan	36
34	Haubentaucher	37
35	Ara	38
36	Möwe	39

Die Lösungen

VORSCHAU

Mathe-Puzzle
Band 1: Addition & Subtraktion – Bestell-Nr. P11 744
KOHL VERLAG

netzwerk lernen

zur Vollversion

1

Addiere im Rechendreieck zwei benachbarte Zahlen und trage deine Ergebnisse in die grauen Felder ein.
Addiere die drei Zahlen. Das Ergebnis verrät dir, wohin du dieses Puzzleteil übertragen musst.
Wenn du richtig gerechnet hast, erhältst du ein schönes Bild, das du ausmalen kannst.

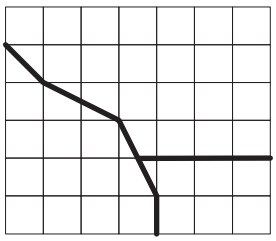

16
19 7

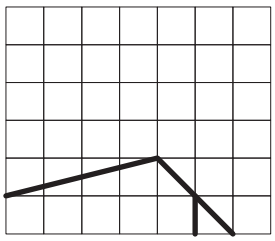

26
12 9



22
8 14

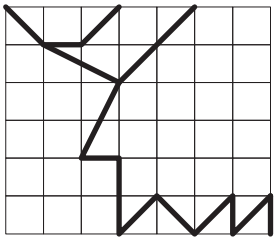

9
27 12

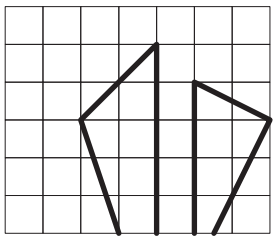

14
19 8



25
12 9

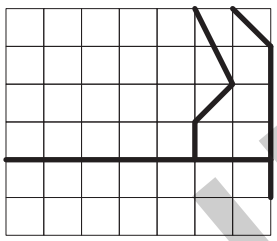

23
5 11

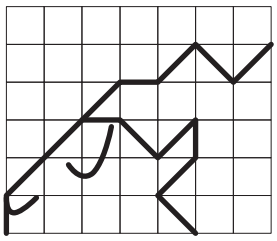

15
20 14

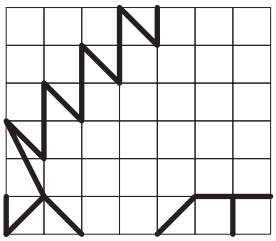

14
16 8

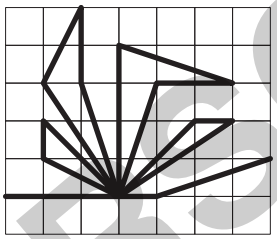

19
30 6

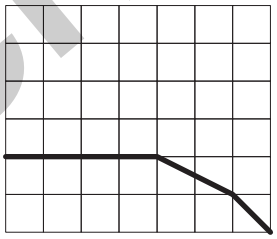

28
21 15

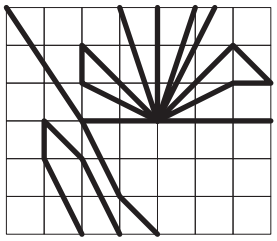

12
25 13

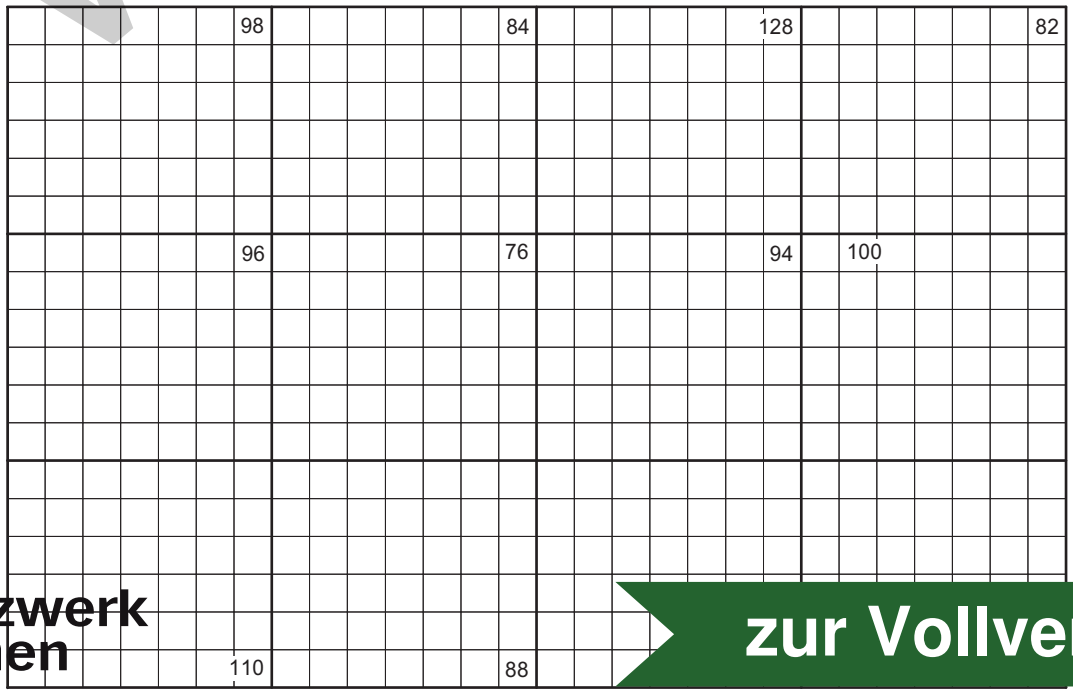

VORSCHAU

KOHL-VERLAG Mathe-Rätsel / Band 2: Division & Multiplikation – Bestell-Nr. 11 745

netzwerk lernen
zur Vollversion

2 Addiere im Rechendreieck zwei benachbarte Zahlen und trage deine Ergebnisse in die grauen Felder ein.
Addiere die drei Zahlen. Das Ergebnis verrät dir, wohin du dieses Puzzleteil übertragen musst.
Wenn du richtig gerechnet hast, erhältst du ein schönes Bild, das du ausmalen kannst.

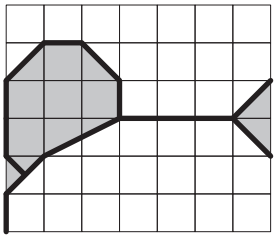

44
26 49

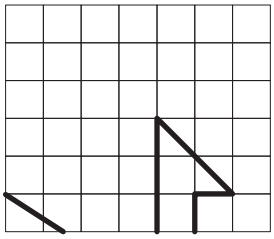

43
57 36

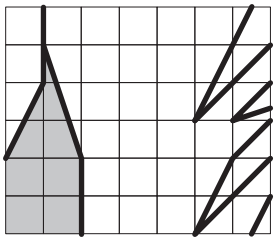

48
27 31

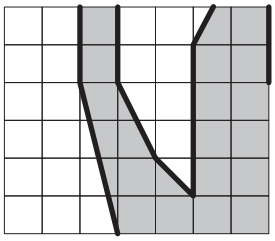

31
27 60

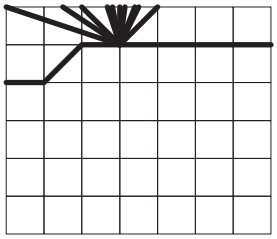

31
39 47

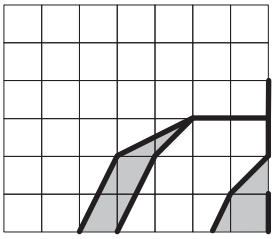

54
42 45

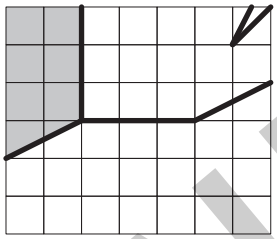

53
28 62

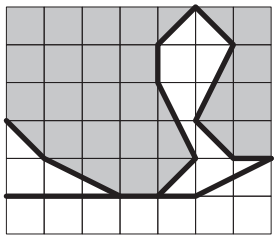

46
75 59



77
25 44



32
71 69

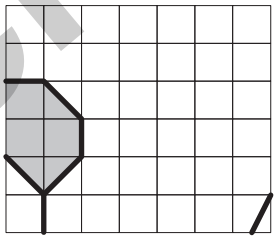

47
78 35

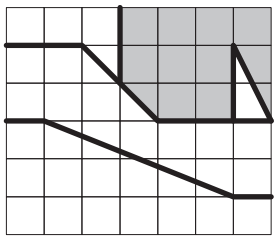

25
58 38

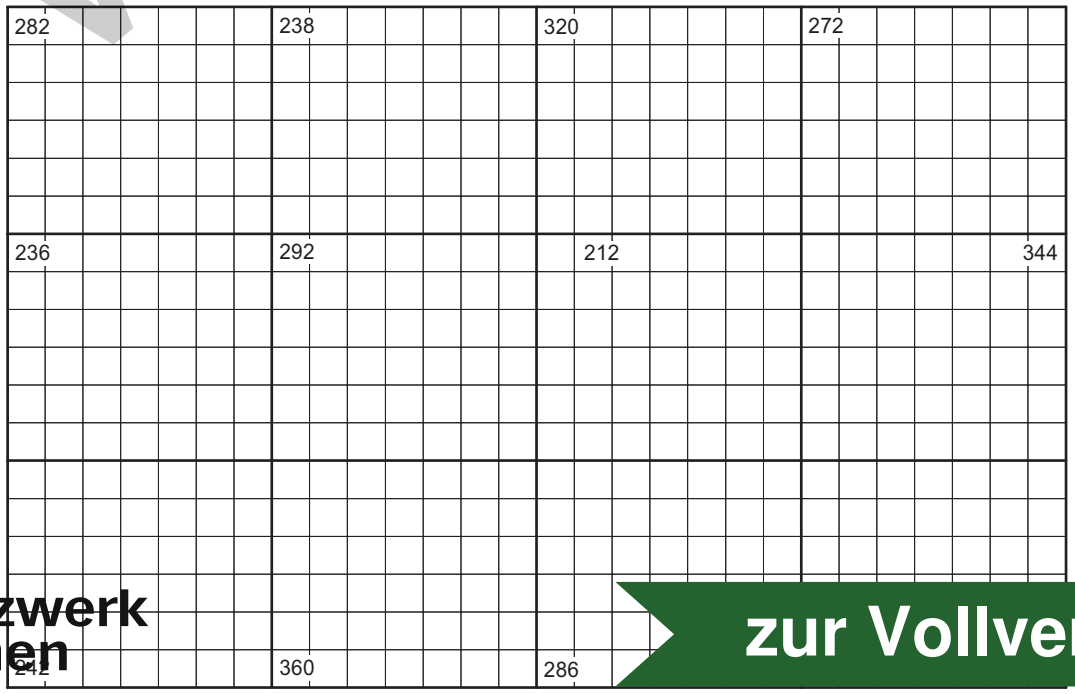

VORSCHAU

KOHL-VERLAG Mathe-Rätsel / Band 2: Division & Multiplikation – Bestell-Nr. 11 745

netzwerk lernen
zur Vollversion

5

Rechne die Aufgaben unter den 12 Puzzleteilen. Deine Lösung verrät dir, wohin du dieses Puzzleteil übertragen musst. Wenn du richtig gerechnet hast, erhältst du ein schönes Bild, das du ausmalen kannst.

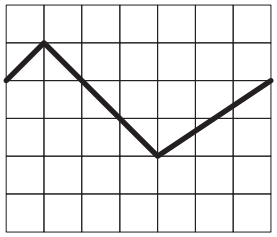

	3	7	5
–	1	4	0



	4	2	7
–	2	3	9

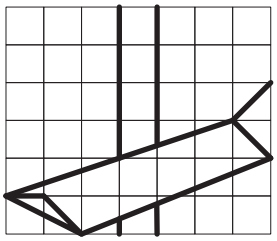

	4	0	6
–	2	2	9

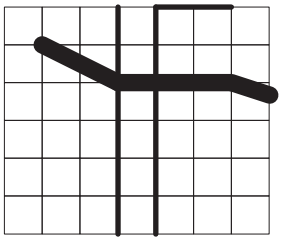

	4	3	7
–	2	8	2

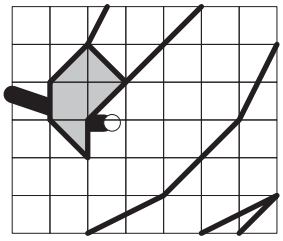

	4	0	4
–	1	3	0

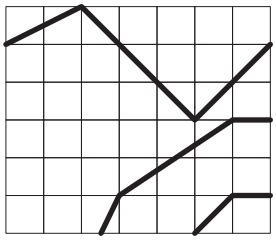

	4	4	2
–	3	1	5

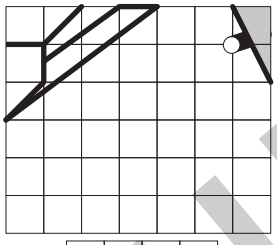

	5	6	0
–	4	1	8

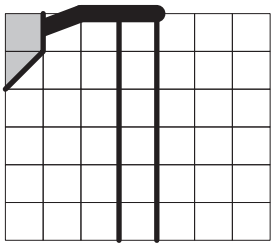

	5	6	6
–	3	6	9



	3	4	8
–	1	6	1



	3	7	7
–	1	2	3

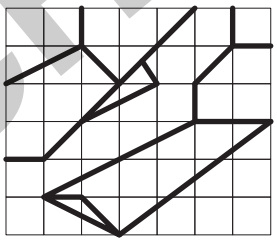

	4	5	8
–	1	8	1

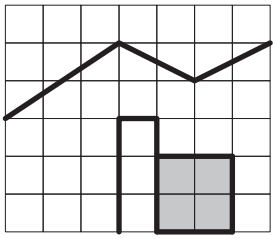

	4	6	6
–	1	9	9

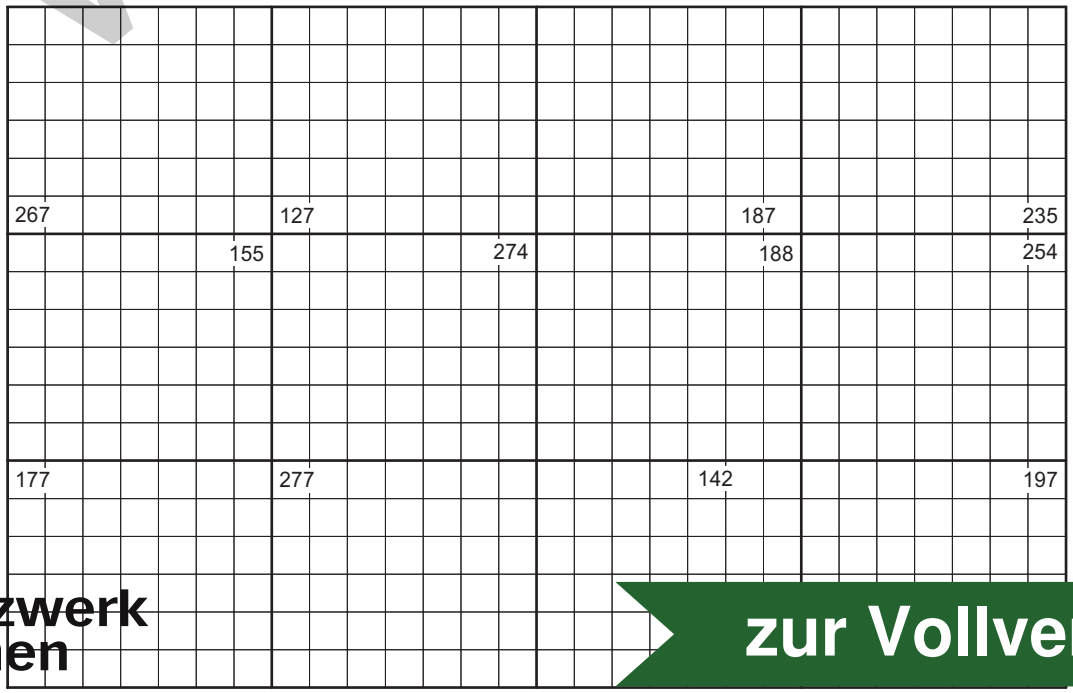

VORSCHAU

KOHL-VERLAG Mathe-Rätsel / Band 2: Division & Multiplikation – Bestell-Nr. 11 745

netzwerk lernen
zur Vollversion

18

Vervollständige die Zahlenmauern, indem du jeweils die kleinere von der größeren Zahl abziehst und das Ergebnis in das Feld darunter einträgst. Die unterste Zahl an der Spitze verrät dir, wohin du dieses Puzzleteil übertragen musst. Wenn du alles richtig machst, erhältst du ein schönes Bild, das du ausmalen kannst.

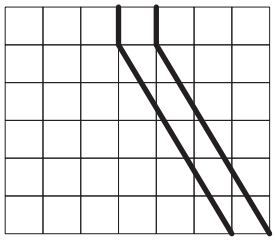

92 | 47 | 23

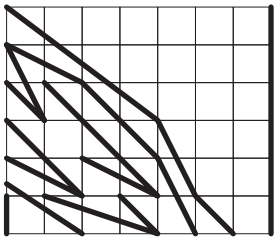

86 | 48 | 25

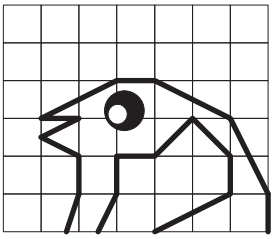

91 | 53 | 37

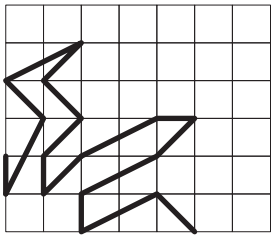

93 | 45 | 27

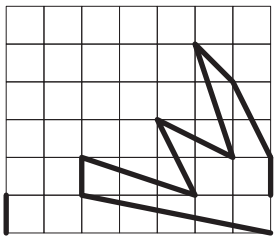

97 | 39 | 18

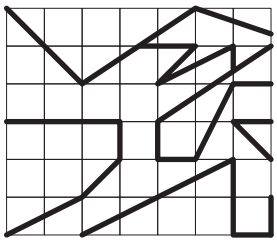

82 | 29 | 12

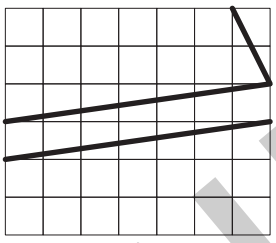

95 | 36 | 17

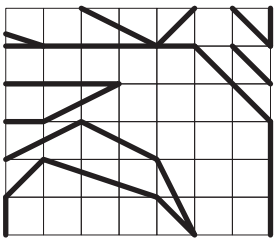

99 | 55 | 38



183 | 96 | 67 | 52

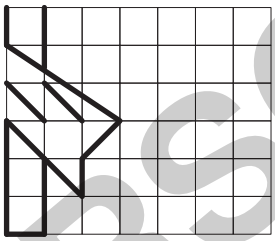

163 | 96 | 57 | 38



165 | 87 | 52 | 29

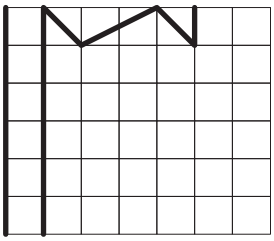

147 | 58 | 37 | 25

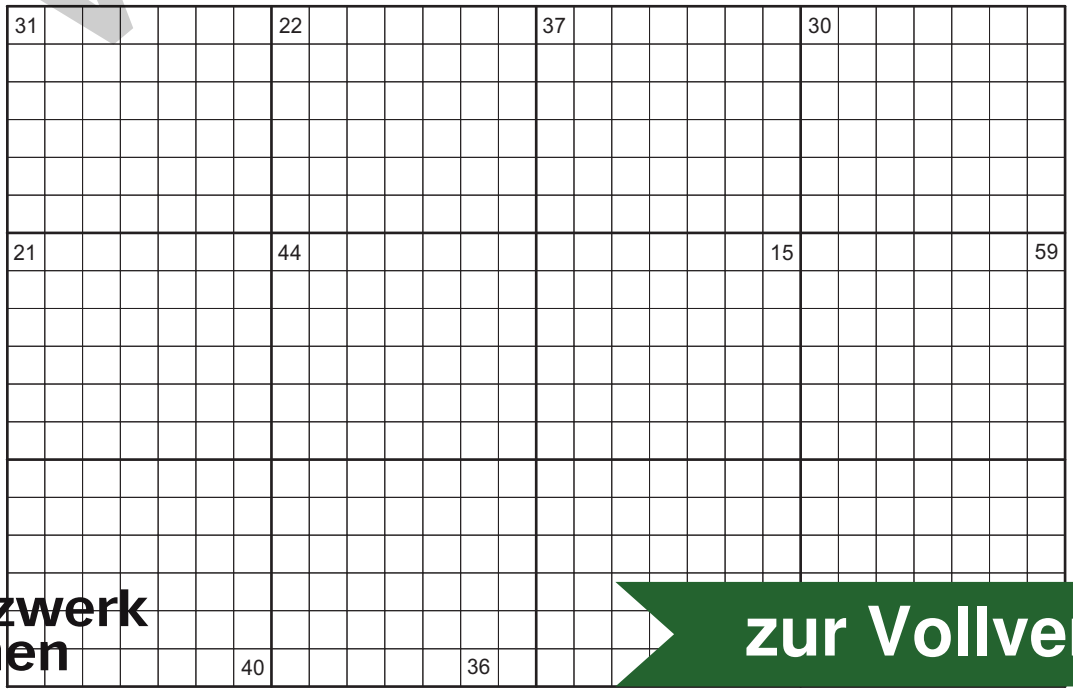

VORSCHAU

KOHL-VERLAG Mathe-Rätsel / Band 2: Division & Multiplikation – Bestell-Nr. 11 745

netzwerk lernen

zur Vollversion

Welche Zahl steht im grauen Feld? Deine Lösung verrät dir, wohin du dieses Puzzleteil übertragen musst. Wenn du alles richtig machst, erhältst du ein schönes Bild, das du ausmalen kannst.

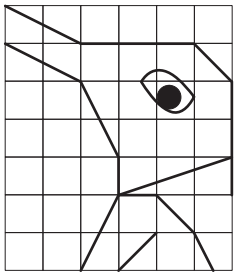

immer – 76

281

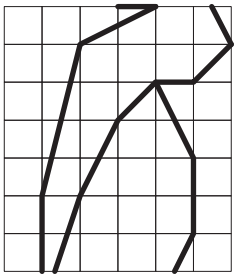

immer – 59

318



immer – 93

306

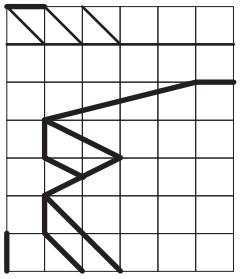

immer – 87

237

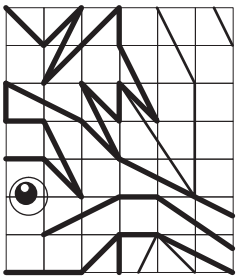

immer – 95

221

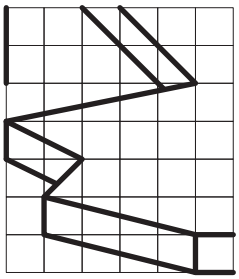

immer – 55

204



immer – 66

363

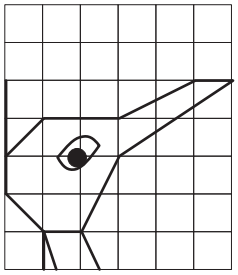

immer – 89

255



immer – 118

229



immer – 51

361

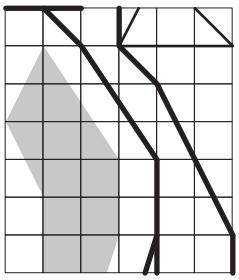

immer – 59

389

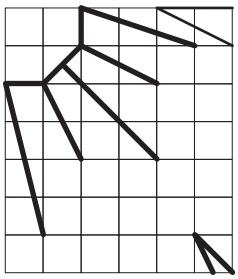

immer – 107

269

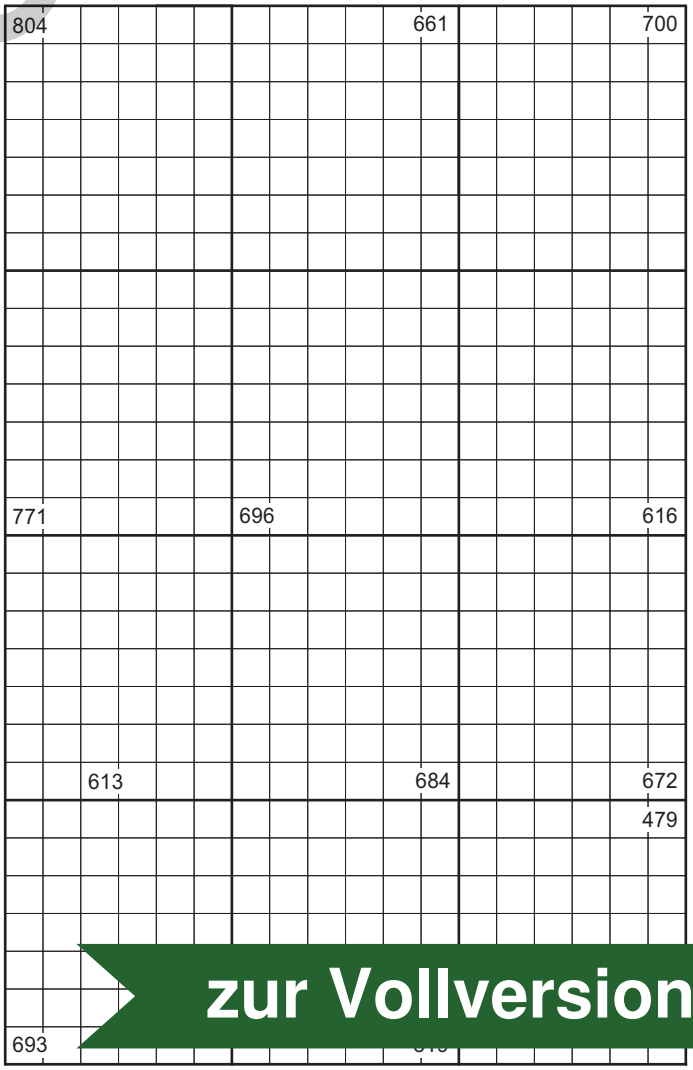

VORSCHAU

netzwerk lernen

zur Vollversion

KOHL-VERLAG Mathe-Rätsel / Band 2: Division & Multiplikation – Bestell-Nr. 11 745

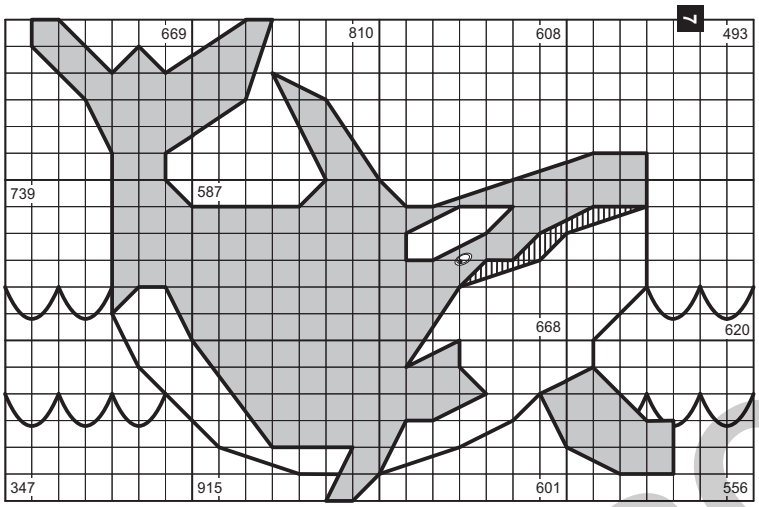

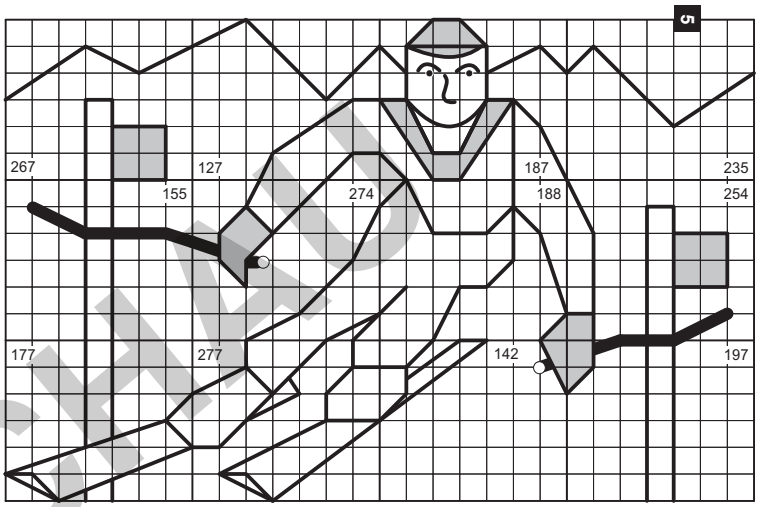

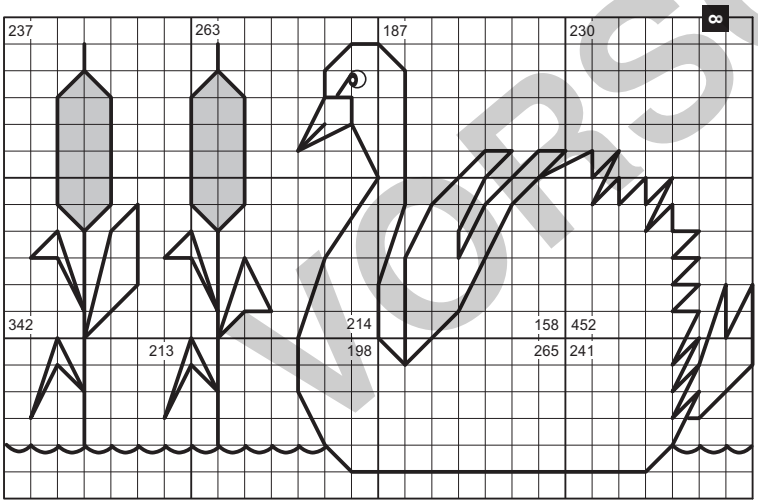

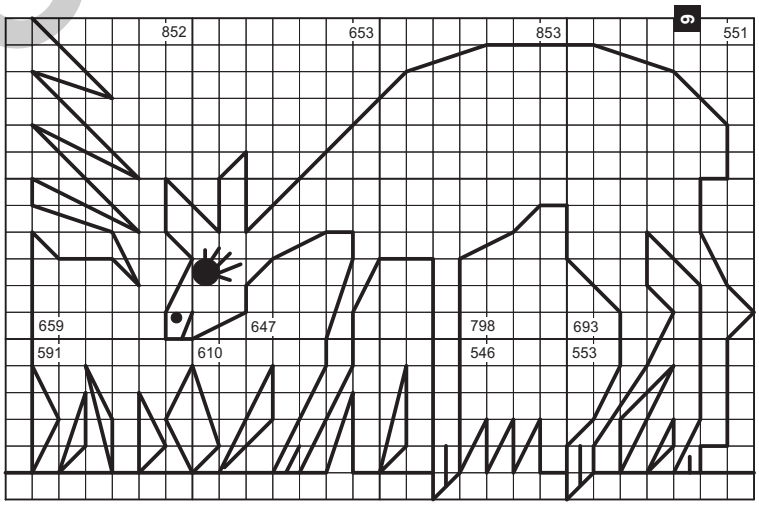

VORSCHAU

netzwerk lernen
zur Vollversion

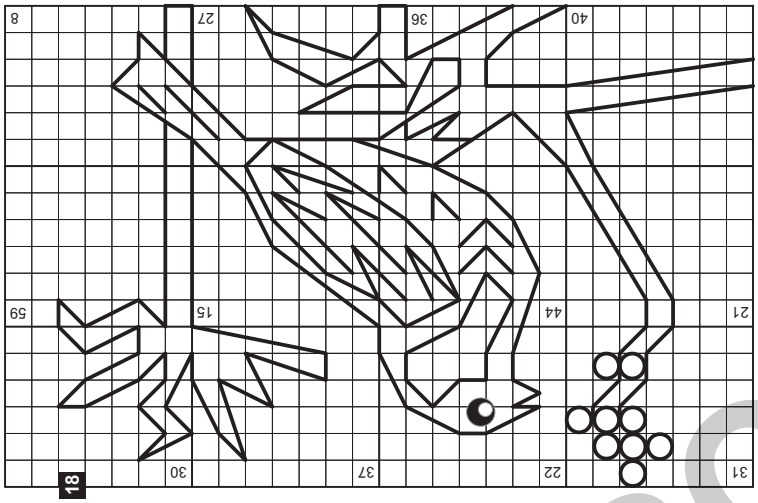

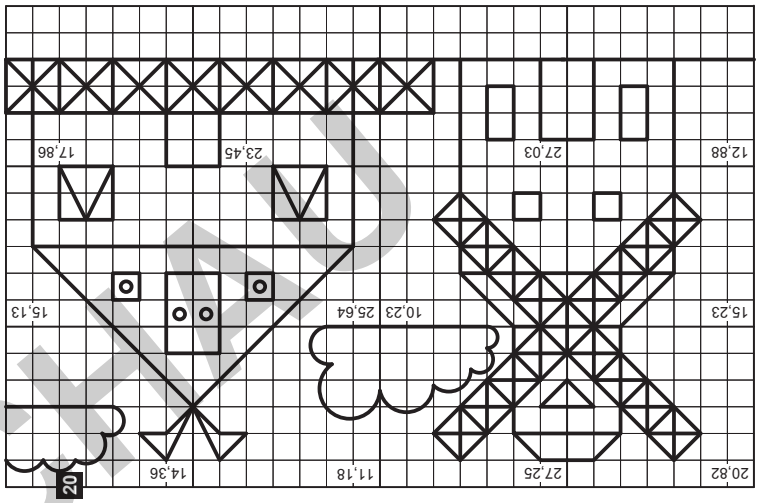

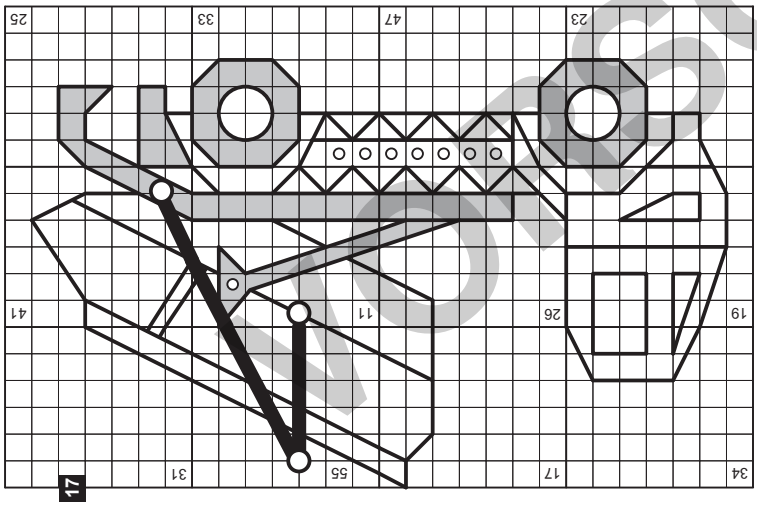

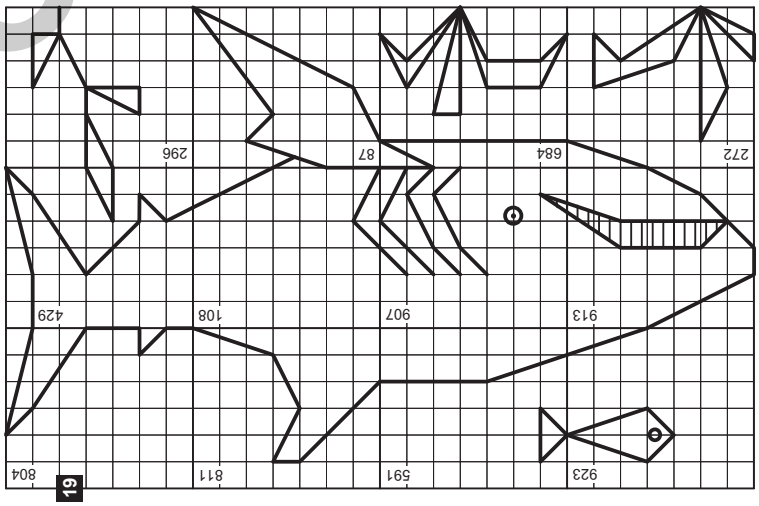

netzwerk lernen
zur Vollversion



VORSCHAU

netzwerk lernen
zur Vollversion