

Addition im Zahlenraum 10 000

Code Nr. 1

Nr. 1

Name:
Klasse:

Datum:

1.) ●●	$430 + 2\ 000 = \underline{\hspace{2cm}}$	$500 + 970 = \underline{\hspace{2cm}}$	A 1	2430 1470
2.) ●●	$4\ 000 + 230 = \underline{\hspace{2cm}}$	$100 + 900 = \underline{\hspace{2cm}}$	A 2	4230 1000
3.) ●●	$3\ 000 + 820 = \underline{\hspace{2cm}}$	$1\ 200 + 1\ 200 = \underline{\hspace{2cm}}$	A 3	3820 2400
4.) ●●	$4\ 000 + 400 = \underline{\hspace{2cm}}$	$4\ 000 + 660 = \underline{\hspace{2cm}}$	A 4	4400 4660
5.) ●●	$700 + 1\ 400 = \underline{\hspace{2cm}}$	$510 + 540 = \underline{\hspace{2cm}}$	A 5	2100 1050
6.) ●●	$3\ 400 + 1\ 000 = \underline{\hspace{2cm}}$	$2\ 000 + \underline{\hspace{2cm}} = 2200$	A 6	4400 200
7.) ●●	$4\ 000 + 2\ 000 = \underline{\hspace{2cm}}$	$2\ 500 + 270 = \underline{\hspace{2cm}}$	A 7	6000 2770
8.) ●●	$280 + \underline{\hspace{2cm}} = 6680$	$500 + \underline{\hspace{2cm}} = 3500$	A 8	6 400 3 000
9.) ●●	$2\ 000 + 5\ 000 = \underline{\hspace{2cm}}$	$200 + 5\ 000 = \underline{\hspace{2cm}}$	A 9	7000 5200
10.) ●●	$5\ 000 + 1\ 000 = \underline{\hspace{2cm}}$	$2\ 000 + \underline{\hspace{2cm}} = 6100$	A 10	6000 4 100
11.) ●●	$1\ 800 + 1\ 000 = \underline{\hspace{2cm}}$	$4\ 200 + \underline{\hspace{2cm}} = 5200$	A 11	2800 1 000
12.) ●●	$\underline{\hspace{2cm}} + 150 = 5750$	$\underline{\hspace{2cm}} + 200 = 6900$	A 12	5 600 6 700
13.) ●●	$\underline{\hspace{2cm}} + 1\ 200 = 7200$	$\underline{\hspace{2cm}} + 1\ 000 = 4500$	A 13	6 000 3 500
14.) ●●	$5\ 000 + 600 = \underline{\hspace{2cm}}$	$1\ 400 + 6\ 000 = \underline{\hspace{2cm}}$	A 14	5600 7400
15.) ●●	$7\ 000 + 300 = \underline{\hspace{2cm}}$	$\underline{\hspace{2cm}} + 5\ 000 = 8900$	A 15	7300 3 900

© 2015 Bernhard Storch


erstellt mit RAGTIME EDU tools



netzwerk
lernen

Vergleiche mit dem Lösungstreifen und markiere hier, wie du

zur Vollversion



Addition im Zahlenraum 10 000

Code Nr. 2

Nr. 2

Name:
Klasse:

Datum:

1.) ●●	$2\ 000 + 2\ 000 = \underline{\hspace{2cm}}$	$2\ 000 + 300 = \underline{\hspace{2cm}}$	A 1	4000 2300
2.) ●●	$3\ 000 + 60 = \underline{\hspace{2cm}}$	$3\ 000 + 1\ 000 = \underline{\hspace{2cm}}$	A 2	3060 4000
3.) ●●	$1\ 000 + 1\ 000 = \underline{\hspace{2cm}}$	$330 + 1\ 900 = \underline{\hspace{2cm}}$	A 3	2000 2230
4.) ●●	$2\ 000 + 9 = \underline{\hspace{2cm}}$	$3\ 500 + 860 = \underline{\hspace{2cm}}$	A 4	2009 4360
5.) ●●	$2\ 200 + 700 = \underline{\hspace{2cm}}$	$2\ 800 + 1\ 400 = \underline{\hspace{2cm}}$	A 5	2900 4200
6.) ●●	$4\ 900 + \underline{\hspace{2cm}} = 5640$	$3\ 000 + 160 = \underline{\hspace{2cm}}$	A 6	740 3160
7.) ●●	$890 + \underline{\hspace{2cm}} = 4290$	$1\ 000 + 5\ 400 = \underline{\hspace{2cm}}$	A 7	3 400 6400
8.) ●●	$2\ 200 + \underline{\hspace{2cm}} = 3200$	$970 + \underline{\hspace{2cm}} = 1040$	A 8	1 000 70
9.) ●●	$4\ 600 + \underline{\hspace{2cm}} = 6000$	$6\ 000 + 200 = \underline{\hspace{2cm}}$	A 9	1 400 6200
10.) ●●	$6\ 000 + \underline{\hspace{2cm}} = 6700$	$3\ 000 + \underline{\hspace{2cm}} = 7000$	A 10	700 4 000
11.) ●●	$1\ 000 + 2\ 400 = \underline{\hspace{2cm}}$	$\underline{\hspace{2cm}} + 550 = 5950$	A 11	3400 5 400
12.) ●●	$3\ 000 + 5\ 300 = \underline{\hspace{2cm}}$	$3\ 200 + 850 = \underline{\hspace{2cm}}$	A 12	8300 4050
13.) ●●	$4\ 000 + 4\ 000 = \underline{\hspace{2cm}}$	$\underline{\hspace{2cm}} + 2\ 200 = 5300$	A 13	8000 3 100
14.) ●●	$5\ 500 + \underline{\hspace{2cm}} = 6400$	$570 + 1\ 000 = \underline{\hspace{2cm}}$	A 14	900 1570
15.) ●●	$1\ 000 + \underline{\hspace{2cm}} = 1300$	$3\ 400 + 2\ 000 = \underline{\hspace{2cm}}$	A 15	300 5400

© 2015 Bernhard Storch

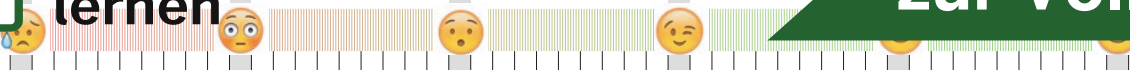
erstellt mit RAGTIME EDU tools



netzwerk
lernen

Vergleiche mit dem Lösungstreifen und markiere hier, wie du

zur Vollversion



Addition und Subtraktion im Zahlenraum 10 000

Code Nr. 1

Nr. 1

Name:
Klasse:

Datum:

1.) ●●	$2\ 000 + 20 = \underline{\hspace{2cm}}$	$3\ 000 + 1\ 100 = \underline{\hspace{2cm}}$	A 1	2020 4100
2.) ●●	$2\ 200 - 2\ 200 = \underline{\hspace{2cm}}$	$210 + 3\ 000 = \underline{\hspace{2cm}}$	A 2	0 3210
3.) ●●	$2\ 000 + 1\ 000 = \underline{\hspace{2cm}}$	$2\ 200 + 3\ 000 = \underline{\hspace{2cm}}$	A 3	3000 5200
4.) ●●	$800 + 1\ 600 = \underline{\hspace{2cm}}$	$3\ 000 + 500 = \underline{\hspace{2cm}}$	A 4	2400 3500
5.) ●●	$5\ 000 + 1\ 103 = \underline{\hspace{2cm}}$	$3\ 400 + 1 = \underline{\hspace{2cm}}$	A 5	6103 3401
6.) ●●	$4\ 057 - \underline{\hspace{2cm}} = 2057$	$4\ 500 - \underline{\hspace{2cm}} = 4000$	A 6	2 000 500
7.) ●●	$3\ 000 + \underline{\hspace{2cm}} = 3800$	$2\ 475 - \underline{\hspace{2cm}} = 1475$	A 7	800 1 000
8.) ●●	$5\ 700 + 1\ 000 = \underline{\hspace{2cm}}$	$4\ 846 - 1\ 100 = \underline{\hspace{2cm}}$	A 8	6700 3746
9.) ●●	$4\ 300 + \underline{\hspace{2cm}} = 6300$	$7\ 000 + \underline{\hspace{2cm}} = 7170$	A 9	2 000 170
10.) ●●	$1\ 300 - \underline{\hspace{2cm}} = 300$	$2\ 000 + \underline{\hspace{2cm}} = 7400$	A 10	1 000 5 400
11.) ●●	$7\ 093 - \underline{\hspace{2cm}} = 6753$	$\underline{\hspace{2cm}} - 2\ 400 = 2200$	A 11	340 4 600
12.) ●●	$\underline{\hspace{2cm}} + 2\ 700 = 5700$	$\underline{\hspace{2cm}} + 2\ 100 = 4100$	A 12	3 000 2 000
13.) ●●	$4\ 000 + \underline{\hspace{2cm}} = 5900$	$\underline{\hspace{2cm}} - 3\ 500 = 1903$	A 13	1 900 5 403
14.) ●●	$\underline{\hspace{2cm}} + 5\ 200 = 7500$	$\underline{\hspace{2cm}} - 250 = 7880$	A 14	2 300 8 130
15.) ●●	$\underline{\hspace{2cm}} + 2\ 300 = 7300$	$4\ 400 - \underline{\hspace{2cm}} = 3600$	A 15	5 000 800

© 2015 Bernhard Storch


erstellt mit RAGTIME EDU tools



netzwerk
lernen

Vergleiche mit dem Lösungstreifen und markiere hier, wie du

zur Vollversion



Addition und Subtraktion im Zahlenraum 10 000

Code Nr. 1

Nr. 1

Name:
Klasse:

Datum:

1.) ●●

$2\ 000 + 20 = \underline{\hspace{2cm}}$

$3\ 000 + 1\ 100 = \underline{\hspace{2cm}}$

A 1

2020
4100

2.) ●●

$2\ 200 - 2\ 200 = \underline{\hspace{2cm}}$

$210 + 3\ 000 = \underline{\hspace{2cm}}$

A 2

0
3210

3.) ●●

$2\ 000 + 1\ 000 = \underline{\hspace{2cm}}$

$2\ 200 + 3\ 000 = \underline{\hspace{2cm}}$

A 3

3000
5200

4.) ●●

$800 + 1\ 600 = \underline{\hspace{2cm}}$

$3\ 000 + 500 = \underline{\hspace{2cm}}$

A 4

2400
3500

5.) ●●

$5\ 000 + 1\ 103 = \underline{\hspace{2cm}}$

$3\ 400 + 1 = \underline{\hspace{2cm}}$

A 5

6103
3401

6.) ●●

$4\ 057 - \underline{\hspace{2cm}} = 2057$

$4\ 500 - \underline{\hspace{2cm}} = 4000$

A 6

2 000
500

7.) ●●

$3\ 000 + \underline{\hspace{2cm}} = 3800$

$2\ 475 - \underline{\hspace{2cm}} = 1475$

A 7

800
1 000

8.) ●●

$5\ 700 + 1\ 000 = \underline{\hspace{2cm}}$

$4\ 846 - 1\ 100 = \underline{\hspace{2cm}}$

A 8

6700
3746

9.) ●●

$4\ 300 + \underline{\hspace{2cm}} = 6300$

$7\ 000 + \underline{\hspace{2cm}} = 7170$

A 9

2 000
170

10.) ●●

$1\ 300 - \underline{\hspace{2cm}} = 300$

$2\ 000 + \underline{\hspace{2cm}} = 7400$

A 10

1 000
5 400

11.) ●●

$7\ 093 - \underline{\hspace{2cm}} = 6753$

$\underline{\hspace{2cm}} - 2\ 400 = 2200$

A 11

340
4 600

12.) ●●

$\underline{\hspace{2cm}} + 2\ 700 = 5700$

$\underline{\hspace{2cm}} + 2\ 100 = 4100$

A 12

3 000
2 000

13.) ●●

$4\ 000 + \underline{\hspace{2cm}} = 5900$

$\underline{\hspace{2cm}} - 3\ 500 = 1903$

A 13

1 900
5 403

14.) ●●

$\underline{\hspace{2cm}} + 5\ 200 = 7500$

$\underline{\hspace{2cm}} - 250 = 7880$

A 14

2 300
8 130

15.) ●●

$\underline{\hspace{2cm}} + 2\ 300 = 7300$

$4\ 400 - \underline{\hspace{2cm}} = 3600$

A 15

5 000
800

© 2015 Bernhard Storch


erstellt mit RAGTIME EDU tools



netzwerk
lernen

Vergleiche mit dem Lösungstreifen und markiere hier, wie du

zur Vollversion



Die vier Grundrechenarten im Zahlenraum 10 000

Code Nr. 2

Nr. 2

Name:
Klasse:

Datum:

1.) ●●	$29 \cdot 90 = \underline{\hspace{2cm}}$	$2\ 600 - 1\ 200 = \underline{\hspace{2cm}}$	A 1	2610 1400
2.) ●●	$800 : 20 = \underline{\hspace{2cm}}$	$50 \cdot 62 = \underline{\hspace{2cm}}$	A 2	40 3100
3.) ●●	$50 \cdot 68 = \underline{\hspace{2cm}}$	$3\ 600 + 310 = \underline{\hspace{2cm}}$	A 3	3400 3910
4.) ●●	$3\ 000 + 2\ 100 = \underline{\hspace{2cm}}$	$456 : 76 = \underline{\hspace{2cm}}$	A 4	5100 6
5.) ●●	$38 \cdot 33 = \underline{\hspace{2cm}}$	$4\ 543 - 300 = \underline{\hspace{2cm}}$	A 5	1254 4243
6.) ●●	$4\ 000 - 1\ 000 = \underline{\hspace{2cm}}$	$2\ 155 - \underline{\hspace{2cm}} = 1155$	A 6	3000 1 000
7.) ●●	$4\ 000 - \underline{\hspace{2cm}} = 3600$	$5\ 000 + \underline{\hspace{2cm}} = 5980$	A 7	400 980
8.) ●●	$21 \cdot 200 = \underline{\hspace{2cm}}$	$3\ 570 : \underline{\hspace{2cm}} = 51$	A 8	4200 70
9.) ●●	$5\ 168 - 900 = \underline{\hspace{2cm}}$	$3\ 494 - 700 = \underline{\hspace{2cm}}$	A 9	4268 2794
10.) ●●	$7\ 000 : \underline{\hspace{2cm}} = 1$	$80 \cdot 60 = \underline{\hspace{2cm}}$	A 10	7 000 4800
11.) ●●	$23 \cdot \underline{\hspace{2cm}} = 3680$	$\underline{\hspace{2cm}} \cdot 8 = 32$	A 11	160 4
12.) ●●	$6\ 880 : 86 = \underline{\hspace{2cm}}$	$\underline{\hspace{2cm}} : 67 = 19$	A 12	80 1 273
13.) ●●	$3\ 832 - 1\ 100 = \underline{\hspace{2cm}}$	$7\ 200 : \underline{\hspace{2cm}} = 90$	A 13	2732 80
14.) ●●	$6\ 300 : 210 = \underline{\hspace{2cm}}$	$\underline{\hspace{2cm}} + 230 = 7230$	A 14	30 7 000
15.) ●●	$\underline{\hspace{2cm}} : 40 = 55$	$\underline{\hspace{2cm}} : 50 = 150$	A 15	2 200 7 500

© 2015 Bernhard Storch


erstellt mit RAGTIME EDU tools



netzwerk
lernen

Vergleiche mit dem Lösungstreifen und markiere hier, wie du

zur Vollversion



Subtraktion im Zahlenraum 10 000

Code Nr. 1

Nr. 1

Name:
Klasse:

Datum:

1.) ●●	$1\ 081 - 180 = \underline{\hspace{2cm}}$	$4\ 000 - 540 = \underline{\hspace{2cm}}$	A 1	901 3460
2.) ●●	$3\ 404 - 1\ 000 = \underline{\hspace{2cm}}$	$4\ 200 - 300 = \underline{\hspace{2cm}}$	A 2	2404 3900
3.) ●●	$1\ 300 - 30 = \underline{\hspace{2cm}}$	$2\ 000 - 490 = \underline{\hspace{2cm}}$	A 3	1270 1510
4.) ●●	$2\ 246 - 1\ 300 = \underline{\hspace{2cm}}$	$833 - 700 = \underline{\hspace{2cm}}$	A 4	946 133
5.) ●●	$4\ 050 - 1\ 600 = \underline{\hspace{2cm}}$	$1\ 426 - 900 = \underline{\hspace{2cm}}$	A 5	2450 526
6.) ●●	$5\ 000 - \underline{\hspace{2cm}} = 4050$	$3\ 800 - \underline{\hspace{2cm}} = 2100$	A 6	950 1 700
7.) ●●	$5\ 100 - \underline{\hspace{2cm}} = 4400$	$5\ 310 - 560 = \underline{\hspace{2cm}}$	A 7	700 4750
8.) ●●	$2\ 630 - 700 = \underline{\hspace{2cm}}$	$3\ 707 - \underline{\hspace{2cm}} = 3207$	A 8	1930 500
9.) ●●	$6\ 136 - \underline{\hspace{2cm}} = 5906$	$6\ 388 - 600 = \underline{\hspace{2cm}}$	A 9	230 5788
10.) ●●	$5\ 386 - \underline{\hspace{2cm}} = 4586$	$4\ 368 - 130 = \underline{\hspace{2cm}}$	A 10	800 4238
11.) ●●	$1\ 800 - \underline{\hspace{2cm}} = 300$	$6\ 200 - \underline{\hspace{2cm}} = 6110$	A 11	1 500 90
12.) ●●	$3\ 000 - 860 = \underline{\hspace{2cm}}$	$3\ 000 - \underline{\hspace{2cm}} = 2000$	A 12	2140 1 000
13.) ●●	$\underline{\hspace{2cm}} - 540 = 1882$	$\underline{\hspace{2cm}} - 2\ 000 = 4000$	A 13	2 422 6 000
14.) ●●	$4\ 900 - \underline{\hspace{2cm}} = 4500$	$\underline{\hspace{2cm}} - 300 = 5200$	A 14	400 5 500
15.) ●●	$3\ 039 - \underline{\hspace{2cm}} = 2039$	$8\ 100 - 1\ 300 = \underline{\hspace{2cm}}$	A 15	1 000 6800

© 2015 Bernhard Storch


erstellt mit RAGTIME EDU tools



netzwerk
lernen

Vergleiche mit dem Lösungstreifen und markiere hier, wie du

zur Vollversion



Subtraktion im Zahlenraum 10 000

Code Nr. 6

Nr. 6

Name:
Klasse:

Datum:

1.) ●●

$3\ 000 - 1 = \underline{\hspace{2cm}}$

$3\ 600 - 700 = \underline{\hspace{2cm}}$

A 1

2999
2900

2.) ●●

$4\ 100 - 300 = \underline{\hspace{2cm}}$

$3\ 124 - 1\ 000 = \underline{\hspace{2cm}}$

A 2

3800
2124

3.) ●●

$2\ 000 - 45 = \underline{\hspace{2cm}}$

$2\ 000 - 150 = \underline{\hspace{2cm}}$

A 3

1955
1850

4.) ●●

$3\ 000 - 2\ 700 = \underline{\hspace{2cm}}$

$4\ 000 - 1\ 000 = \underline{\hspace{2cm}}$

A 4

300
3000

5.) ●●

$4\ 400 - 600 = \underline{\hspace{2cm}}$

$4\ 200 - 1\ 700 = \underline{\hspace{2cm}}$

A 5

3800
2500

6.) ●●

$4\ 000 - 2\ 000 = \underline{\hspace{2cm}}$

$2\ 000 - \underline{\hspace{2cm}} = 200$

A 6

2000
1 800

7.) ●●

$2\ 000 - \underline{\hspace{2cm}} = 1800$

$2\ 024 - 1\ 000 = \underline{\hspace{2cm}}$

A 7

200
1024

8.) ●●

$3\ 014 - \underline{\hspace{2cm}} = 414$

$6\ 055 - \underline{\hspace{2cm}} = 5305$

A 8

2 600
750

9.) ●●

$4\ 700 - \underline{\hspace{2cm}} = 3700$

$6\ 000 - \underline{\hspace{2cm}} = 4500$

A 9

1 000
1 500

10.) ●●

$5\ 300 - \underline{\hspace{2cm}} = 4910$

$4\ 714 - \underline{\hspace{2cm}} = 4214$

A 10

390
500

11.) ●●

$\underline{\hspace{2cm}} - 1\ 600 = 1805$

$\underline{\hspace{2cm}} - 200 = 1500$

A 11

3 405
1 700

12.) ●●

$\underline{\hspace{2cm}} - 1\ 900 = 4615$

$6\ 412 - 1\ 000 = \underline{\hspace{2cm}}$

A 12

6 515
5412

13.) ●●

$\underline{\hspace{2cm}} - 500 = 1632$

$\underline{\hspace{2cm}} - 100 = 7034$

A 13

2 132
7 134

14.) ●●

$\underline{\hspace{2cm}} - 51 = 4995$

$8\ 241 - \underline{\hspace{2cm}} = 7441$

A 14

5 046
800

15.) ●●

$\underline{\hspace{2cm}} - 2\ 500 = 2904$

$5\ 000 - \underline{\hspace{2cm}} = 1000$

A 15

5 404
4 000

© 2015 Bernhard Storch


erstellt mit RAGTIME EDU tools



netzwerk
lernen

Vergleiche mit dem Lösungstreifen und markiere hier, wie du

zur Vollversion



Multiplikation und Division im Zahlenraum 10 000

Code Nr. 1

Nr. 1

Name:
Klasse:

Datum:

1.) ●●

$10 \cdot 110 = \underline{\hspace{2cm}}$

$3\ 000 : 300 = \underline{\hspace{2cm}}$

A 1

1100
10

2.) ●●

$7 \cdot 45 = \underline{\hspace{2cm}}$

$1\ 000 : 20 = \underline{\hspace{2cm}}$

A 2

315
50

3.) ●●

$45 \cdot 87 = \underline{\hspace{2cm}}$

$50 \cdot 50 = \underline{\hspace{2cm}}$

A 3

3915
2500

4.) ●●

$14 \cdot 300 = \underline{\hspace{2cm}}$

$5 \cdot 780 = \underline{\hspace{2cm}}$

A 4

4200
3900

5.) ●●

$40 \cdot 90 = \underline{\hspace{2cm}}$

$3\ 000 : 30 = \underline{\hspace{2cm}}$

A 5

3600
100

6.) ●●

$5\ 510 : \underline{\hspace{2cm}} = 29$

$80 \cdot \underline{\hspace{2cm}} = 4000$

A 6

190
50

7.) ●●

$4\ 000 : 4 = \underline{\hspace{2cm}}$

$2\ 220 : \underline{\hspace{2cm}} = 30$

A 7

1000
74

8.) ●●

$48 \cdot \underline{\hspace{2cm}} = 1440$

$20 \cdot \underline{\hspace{2cm}} = 400$

A 8

30
20

9.) ●●

$4\ 000 : \underline{\hspace{2cm}} = 2000$

$7\ 000 : \underline{\hspace{2cm}} = 35$

A 9

2
200

10.) ●●

$16 \cdot 410 = \underline{\hspace{2cm}}$

$3\ 000 : 30 = \underline{\hspace{2cm}}$

A 10

6560
100

11.) ●●

$2\ 400 : \underline{\hspace{2cm}} = 30$

$50 \cdot \underline{\hspace{2cm}} = 1500$

A 11

80
30

12.) ●●

$\underline{\hspace{2cm}} \cdot 940 = 1880$

$\underline{\hspace{2cm}} : 160 = 24$

A 12

2
3 840

13.) ●●

$\underline{\hspace{2cm}} \cdot 100 = 5700$

$\underline{\hspace{2cm}} : 90 = 9$

A 13

57
810

14.) ●●

$3\ 900 : 300 = \underline{\hspace{2cm}}$

$10 \cdot \underline{\hspace{2cm}} = 3400$

A 14

13
340

15.) ●●

$1\ 020 : 17 = \underline{\hspace{2cm}}$

$\underline{\hspace{2cm}} \cdot 400 = 10800$

A 15

60
27

© 2015 Bernhard Storch

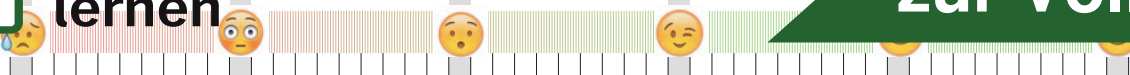
erstellt mit RAGTIME EDU tools



netzwerk
lernen

Vergleiche mit dem Lösungstreifen und markiere hier, wie du

zur Vollversion



Name:
Klasse:

Datum:

1.) ●●

$40 \cdot 4 = \underline{\hspace{2cm}}$

$20 \cdot 200 = \underline{\hspace{2cm}}$

A 1

160
4000

2.) ●●

$60 \cdot 30 = \underline{\hspace{2cm}}$

$4\ 000 : 20 = \underline{\hspace{2cm}}$

A 2

1800
200

3.) ●●

$1\ 800 : 60 = \underline{\hspace{2cm}}$

$49 \cdot 70 = \underline{\hspace{2cm}}$

A 3

30
3430

4.) ●●

$16 \cdot 110 = \underline{\hspace{2cm}}$

$55 \cdot 16 = \underline{\hspace{2cm}}$

A 4

1760
880

5.) ●●

$44 \cdot 88 = \underline{\hspace{2cm}}$

$1 \cdot 4\ 800 = \underline{\hspace{2cm}}$

A 5

3872
4800

6.) ●●

$4\ 420 : 260 = \underline{\hspace{2cm}}$

$37 \cdot \underline{\hspace{1cm}} = 37$

A 6

17
1

7.) ●●

$520 : \underline{\hspace{1cm}} = 13$

$3\ 000 : \underline{\hspace{1cm}} = 30$

A 7

40
100

8.) ●●

$60 \cdot 30 = \underline{\hspace{2cm}}$

$6\ 000 : 200 = \underline{\hspace{2cm}}$

A 8

1800
30

9.) ●●

$960 : \underline{\hspace{1cm}} = 40$

$7 \cdot 180 = \underline{\hspace{2cm}}$

A 9

24
1260

10.) ●●

$51 \cdot 92 = \underline{\hspace{2cm}}$

$2\ 280 : \underline{\hspace{1cm}} = 76$

A 10

4692
30

11.) ●●

$200 : \underline{\hspace{1cm}} = 20$

$\underline{\hspace{1cm}} : 190 = 28$

A 11

10
5 320

12.) ●●

$47 \cdot 180 = \underline{\hspace{2cm}}$

$\underline{\hspace{1cm}} : 40 = 200$

A 12

8460
8 000

13.) ●●

$5\ 760 : 120 = \underline{\hspace{2cm}}$

$\underline{\hspace{1cm}} : 140 = 54$

A 13

48
7 560

14.) ●●

$91 \cdot \underline{\hspace{1cm}} = 8918$

$77 \cdot 86 = \underline{\hspace{2cm}}$

A 14

98
6622

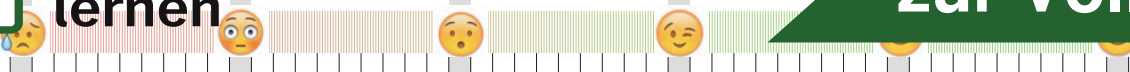
15.) ●●

$\underline{\hspace{1cm}} \cdot 78 = 7800$

$8\ 100 : 30 = \underline{\hspace{2cm}}$

A 15

100
270



Multiplikation im Zahlenraum 10 000

Code Nr. 1

Nr. 1

Name,
Klasse:

Datum:

1.) ●●	$11 \cdot 300 = \underline{\hspace{2cm}}$	$32 \cdot 32 = \underline{\hspace{2cm}}$	A 1	3300 1024
2.) ●●	$50 \cdot 17 = \underline{\hspace{2cm}}$	$40 \cdot 20 = \underline{\hspace{2cm}}$	A 2	850 800
3.) ●●	$30 \cdot 10 = \underline{\hspace{2cm}}$	$20 \cdot 260 = \underline{\hspace{2cm}}$	A 3	300 5200
4.) ●●	$25 \cdot 110 = \underline{\hspace{2cm}}$	$6 \cdot 600 = \underline{\hspace{2cm}}$	A 4	2750 3600
5.) ●●	$80 \cdot 40 = \underline{\hspace{2cm}}$	$50 \cdot 44 = \underline{\hspace{2cm}}$	A 5	3200 2200
6.) ●●	$26 \cdot \underline{\hspace{2cm}} = 1300$	$40 \cdot 47 = \underline{\hspace{2cm}}$	A 6	50 1880
7.) ●●	$24 \cdot 240 = \underline{\hspace{2cm}}$	$60 \cdot \underline{\hspace{2cm}} = 3600$	A 7	5760 60
8.) ●●	$37 \cdot \underline{\hspace{2cm}} = 2886$	$50 \cdot 70 = \underline{\hspace{2cm}}$	A 8	78 3500
9.) ●●	$36 \cdot 90 = \underline{\hspace{2cm}}$	$40 \cdot 80 = \underline{\hspace{2cm}}$	A 9	3240 3200
10.) ●●	$55 \cdot \underline{\hspace{2cm}} = 6050$	$3 \cdot \underline{\hspace{2cm}} = 2400$	A 10	110 800
11.) ●●	$63 \cdot \underline{\hspace{2cm}} = 3465$	$50 \cdot 120 = \underline{\hspace{2cm}}$	A 11	55 6000
12.) ●●	$47 \cdot \underline{\hspace{2cm}} = 4700$	$70 \cdot 80 = \underline{\hspace{2cm}}$	A 12	100 5600
13.) ●●	$86 \cdot 40 = \underline{\hspace{2cm}}$	$\underline{\hspace{2cm}} \cdot 7\,700 = 7700$	A 13	3440 1
14.) ●●	$48 \cdot \underline{\hspace{2cm}} = 3600$	$\underline{\hspace{2cm}} \cdot 100 = 5000$	A 14	75 50
15.) ●●	$23 \cdot 88 = \underline{\hspace{2cm}}$	$44 \cdot 190 = \underline{\hspace{2cm}}$	A 15	2024 8360

© 2015 Bernhard Storch


erstellt mit RAGTIME EDU tools



netzwerk
lernen

Vergleiche mit dem Lösungstreifen und markiere hier, wie du

zur Vollversion



Multiplikation im Zahlenraum 10 000

Code Nr. 2

Nr. 2

Name:
Klasse:

Datum:

1.) ●●	$34 \cdot 90 = \underline{\hspace{2cm}}$	$52 \cdot 15 = \underline{\hspace{2cm}}$	A 1	3060 780
2.) ●●	$5 \cdot 200 = \underline{\hspace{2cm}}$	$53 \cdot 2 = \underline{\hspace{2cm}}$	A 2	1000 106
3.) ●●	$3 \cdot 250 = \underline{\hspace{2cm}}$	$40 \cdot 48 = \underline{\hspace{2cm}}$	A 3	750 1920
4.) ●●	$40 \cdot 98 = \underline{\hspace{2cm}}$	$28 \cdot 70 = \underline{\hspace{2cm}}$	A 4	3920 1960
5.) ●●	$55 \cdot 61 = \underline{\hspace{2cm}}$	$30 \cdot 30 = \underline{\hspace{2cm}}$	A 5	3355 900
6.) ●●	$70 \cdot \underline{\hspace{2cm}} = 2100$	$20 \cdot \underline{\hspace{2cm}} = 2000$	A 6	30 100
7.) ●●	$40 \cdot 42 = \underline{\hspace{2cm}}$	$70 \cdot \underline{\hspace{2cm}} = 2800$	A 7	1680 40
8.) ●●	$70 \cdot 19 = \underline{\hspace{2cm}}$	$70 \cdot \underline{\hspace{2cm}} = 6300$	A 8	1330 90
9.) ●●	$60 \cdot 100 = \underline{\hspace{2cm}}$	$6 \cdot \underline{\hspace{2cm}} = 3780$	A 9	6000 630
10.) ●●	$30 \cdot 20 = \underline{\hspace{2cm}}$	$40 \cdot \underline{\hspace{2cm}} = 3280$	A 10	600 82
11.) ●●	$66 \cdot 100 = \underline{\hspace{2cm}}$	$26 \cdot \underline{\hspace{2cm}} = 7020$	A 11	6600 270
12.) ●●	$\underline{\hspace{2cm}} \cdot 30 = 2640$	$40 \cdot \underline{\hspace{2cm}} = 1600$	A 12	88 40
13.) ●●	$20 \cdot \underline{\hspace{2cm}} = 8000$	$40 \cdot 47 = \underline{\hspace{2cm}}$	A 13	400 1880
14.) ●●	$23 \cdot 400 = \underline{\hspace{2cm}}$	$71 \cdot 39 = \underline{\hspace{2cm}}$	A 14	9200 2769
15.) ●●	$79 \cdot 6 = \underline{\hspace{2cm}}$	$90 \cdot 9 = \underline{\hspace{2cm}}$	A 15	474 810

© 2015 Bernhard Storch


erstellt mit RAGTIME EDU tools



netzwerk
lernen

Vergleiche mit dem Lösungstreifen und markiere hier, wie du

zur Vollversion



Division im Zahlenraum 10 000

Code Nr. 1

Nr. 1

Name:
Klasse:

Datum:

1.) ●●	$1\ 680 : 56 = \underline{\hspace{2cm}}$	$4\ 000 : 500 = \underline{\hspace{2cm}}$	A 1	30 8
2.) ●●	$4\ 020 : 670 = \underline{\hspace{2cm}}$	$3\ 250 : 50 = \underline{\hspace{2cm}}$	A 2	6 65
3.) ●●	$1\ 500 : 30 = \underline{\hspace{2cm}}$	$80 : 4 = \underline{\hspace{2cm}}$	A 3	50 20
4.) ●●	$4\ 550 : 50 = \underline{\hspace{2cm}}$	$4\ 000 : 400 = \underline{\hspace{2cm}}$	A 4	91 10
5.) ●●	$4\ 100 : 41 = \underline{\hspace{2cm}}$	$1\ 440 : 20 = \underline{\hspace{2cm}}$	A 5	100 72
6.) ●●	$4\ 000 : 40 = \underline{\hspace{2cm}}$	$800 : 10 = \underline{\hspace{2cm}}$	A 6	100 80
7.) ●●	$6\ 400 : \underline{\hspace{2cm}} = 160$	$5\ 700 : \underline{\hspace{2cm}} = 30$	A 7	40 190
8.) ●●	$1\ 300 : \underline{\hspace{2cm}} = 10$	$869 : 79 = \underline{\hspace{2cm}}$	A 8	130 11
9.) ●●	$2\ 100 : 30 = \underline{\hspace{2cm}}$	$600 : 75 = \underline{\hspace{2cm}}$	A 9	70 8
10.) ●●	$6\ 300 : 90 = \underline{\hspace{2cm}}$	$4\ 000 : \underline{\hspace{2cm}} = 100$	A 10	70 40
11.) ●●	$\underline{\hspace{2cm}} : 90 = 90$	$\underline{\hspace{2cm}} : 92 = 54$	A 11	8 100 4 968
12.) ●●	$4\ 550 : 130 = \underline{\hspace{2cm}}$	$640 : \underline{\hspace{2cm}} = 8$	A 12	35 80
13.) ●●	$3\ 080 : 44 = \underline{\hspace{2cm}}$	$700 : 10 = \underline{\hspace{2cm}}$	A 13	70 70
14.) ●●	$3\ 600 : 60 = \underline{\hspace{2cm}}$	$\underline{\hspace{2cm}} : 60 = 100$	A 14	60 6 000
15.) ●●	$\underline{\hspace{2cm}} : 90 = 72$	$2\ 640 : \underline{\hspace{2cm}} = 24$	A 15	6 480 110

© 2015 Bernhard Storch


erstellt mit RAGTIME EDU tools



netzwerk
lernen

Vergleiche mit dem Lösungstreifen und markiere hier, wie du

zur Vollversion



Division im Zahlenraum 10 000

Code Nr. 2

Nr. 2

Name,
Klasse:

Datum:

1.) ●●

$1\ 530 : 51 = \underline{\hspace{2cm}}$

$1\ 500 : 300 = \underline{\hspace{2cm}}$

A 1

30
5

2.) ●●

$1\ 000 : 20 = \underline{\hspace{2cm}}$

$3\ 400 : 20 = \underline{\hspace{2cm}}$

A 2

50
170

3.) ●●

$750 : 15 = \underline{\hspace{2cm}}$

$4\ 000 : 200 = \underline{\hspace{2cm}}$

A 3

50
20

4.) ●●

$2\ 000 : 100 = \underline{\hspace{2cm}}$

$4\ 221 : 67 = \underline{\hspace{2cm}}$

A 4

20
63

5.) ●●

$5\ 120 : 8 = \underline{\hspace{2cm}}$

$2\ 450 : 50 = \underline{\hspace{2cm}}$

A 5

640
49

6.) ●●

$3\ 591 : 57 = \underline{\hspace{2cm}}$

$6\ 000 : 60 = \underline{\hspace{2cm}}$

A 6

63
100

7.) ●●

$3\ 800 : \underline{\hspace{2cm}} = 76$

$6\ 000 : \underline{\hspace{2cm}} = 60$

A 7

50
100

8.) ●●

$6\ 800 : \underline{\hspace{2cm}} = 170$

$6\ 000 : 30 = \underline{\hspace{2cm}}$

A 8

40
200

9.) ●●

$5\ 280 : 88 = \underline{\hspace{2cm}}$

$4\ 080 : 60 = \underline{\hspace{2cm}}$

A 9

60
68

10.) ●●

$280 : 14 = \underline{\hspace{2cm}}$

$5\ 610 : \underline{\hspace{2cm}} = 33$

A 10

20
170

11.) ●●

$\underline{\hspace{2cm}} : 100 = 44$

$1\ 700 : 20 = \underline{\hspace{2cm}}$

A 11

4 400
85

12.) ●●

$770 : \underline{\hspace{2cm}} = 11$

$6\ 600 : \underline{\hspace{2cm}} = 60$

A 12

70
110

13.) ●●

$\underline{\hspace{2cm}} : 100 = 30$

$7\ 700 : 770 = \underline{\hspace{2cm}}$

A 13

3 000
10

14.) ●●

$3\ 800 : 38 = \underline{\hspace{2cm}}$

$1\ 320 : 33 = \underline{\hspace{2cm}}$

A 14

100
40

15.) ●●

$2\ 988 : 36 = \underline{\hspace{2cm}}$

$6\ 300 : 70 = \underline{\hspace{2cm}}$

A 15

83
90

© 2015 Bernhard Storch

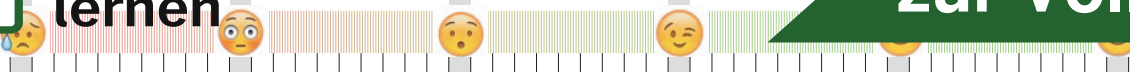
erstellt mit RAGTIME EDU tools



netzwerk
lernen

Vergleiche mit dem Lösungstreifen und markiere hier, wie du

zur Vollversion



Die vier Grundrechenarten im Zahlenraum 10 000

Code Nr. 3

Nr. 3

Name,
Klasse:

Datum:

1.) ●●	$1\ 220 : 61 = \underline{\hspace{2cm}}$	$2\ 024 - 700 = \underline{\hspace{2cm}}$	A 1	20 1324
2.) ●●	$2\ 000 - 220 = \underline{\hspace{2cm}}$	$1\ 980 : 60 = \underline{\hspace{2cm}}$	A 2	1780 33
3.) ●●	$2\ 746 - 2\ 000 = \underline{\hspace{2cm}}$	$700 + 3\ 700 = \underline{\hspace{2cm}}$	A 3	746 4400
4.) ●●	$70 \cdot 40 = \underline{\hspace{2cm}}$	$71 \cdot 70 = \underline{\hspace{2cm}}$	A 4	2800 4970
5.) ●●	$3\ 000 - 2\ 000 = \underline{\hspace{2cm}}$	$3\ 000 - 1\ 800 = \underline{\hspace{2cm}}$	A 5	1000 1200
6.) ●●	$4\ 333 - 100 = \underline{\hspace{2cm}}$	$70 \cdot \underline{\hspace{2cm}} = 3010$	A 6	4233 43
7.) ●●	$4\ 300 + 1\ 700 = \underline{\hspace{2cm}}$	$70 \cdot 50 = \underline{\hspace{2cm}}$	A 7	6000 3500
8.) ●●	$5\ 000 + \underline{\hspace{2cm}} = 5200$	$8 \cdot \underline{\hspace{2cm}} = 2400$	A 8	200 300
9.) ●●	$1\ 200 + 6\ 200 = \underline{\hspace{2cm}}$	$7\ 000 : \underline{\hspace{2cm}} = 200$	A 9	7400 35
10.) ●●	$7\ 000 - \underline{\hspace{2cm}} = 6979$	$1\ 000 + 1\ 300 = \underline{\hspace{2cm}}$	A 10	21 2300
11.) ●●	$\underline{\hspace{2cm}} - 1\ 000 = 1328$	$7\ 380 : \underline{\hspace{2cm}} = 9$	A 11	2\ 328 820
12.) ●●	$3\ 173 - 1\ 600 = \underline{\hspace{2cm}}$	$5\ 000 - \underline{\hspace{2cm}} = 3000$	A 12	1573 2\ 000
13.) ●●	$6\ 309 - \underline{\hspace{2cm}} = 5609$	$6\ 365 : 95 = \underline{\hspace{2cm}}$	A 13	700 67
14.) ●●	$8\ 028 - \underline{\hspace{2cm}} = 7908$	$5\ 000 : 25 = \underline{\hspace{2cm}}$	A 14	120 200
15.) ●●	$\underline{\hspace{2cm}} \cdot 170 = 8500$	$651 - \underline{\hspace{2cm}} = 551$	A 15	50 100

© 2015 Bernhard Storch


erstellt mit RAGTIME EDU tools



netzwerk
lernen

Vergleiche mit dem Lösungstreifen und markiere hier, wie du

zur Vollversion



Die vier Grundrechenarten im Zahlenraum 10 000

Code Nr. 4

Nr. 4

Name:
Klasse:

Datum:

1.) ●●	$50 \cdot 80 = \underline{\hspace{2cm}}$	$4\ 000 + 587 = \underline{\hspace{2cm}}$	A 1	4000 4587
2.) ●●	$3\ 600 : 20 = \underline{\hspace{2cm}}$	$5\ 600 : 200 = \underline{\hspace{2cm}}$	A 2	180 28
3.) ●●	$4\ 800 : 60 = \underline{\hspace{2cm}}$	$20 : 1 = \underline{\hspace{2cm}}$	A 3	80 20
4.) ●●	$4\ 500 + 260 = \underline{\hspace{2cm}}$	$4\ 000 + 1\ 000 = \underline{\hspace{2cm}}$	A 4	4760 5000
5.) ●●	$4\ 212 - 580 = \underline{\hspace{2cm}}$	$5\ 500 : 50 = \underline{\hspace{2cm}}$	A 5	3632 110
6.) ●●	$2\ 000 + \underline{\hspace{2cm}} = 6469$	$3\ 940 - 2\ 000 = \underline{\hspace{2cm}}$	A 6	4 469 1940
7.) ●●	$880 : 44 = \underline{\hspace{2cm}}$	$4\ 386 - \underline{\hspace{2cm}} = 4196$	A 7	20 190
8.) ●●	$2\ 000 : \underline{\hspace{2cm}} = 10$	$740 + \underline{\hspace{2cm}} = 5740$	A 8	200 5 000
9.) ●●	$3\ 400 : 85 = \underline{\hspace{2cm}}$	$2\ 400 - \underline{\hspace{2cm}} = 2100$	A 9	40 300
10.) ●●	$5\ 721 - 200 = \underline{\hspace{2cm}}$	$4\ 000 + \underline{\hspace{2cm}} = 5900$	A 10	5521 1 900
11.) ●●	$5\ 800 - \underline{\hspace{2cm}} = 4100$	$7\ 800 : \underline{\hspace{2cm}} = 300$	A 11	1 700 26
12.) ●●	$\underline{\hspace{2cm}} + 970 = 7870$	$\underline{\hspace{2cm}} + 2\ 400 = 5200$	A 12	6 900 2 800
13.) ●●	$5\ 800 : \underline{\hspace{2cm}} = 290$	$59 \cdot 100 = \underline{\hspace{2cm}}$	A 13	20 5900
14.) ●●	$6\ 500 + \underline{\hspace{2cm}} = 8500$	$68 \cdot 50 = \underline{\hspace{2cm}}$	A 14	2 000 3400
15.) ●●	$9 \cdot \underline{\hspace{2cm}} = 6750$	$4\ 600 + 2\ 000 = \underline{\hspace{2cm}}$	A 15	750 6600

© 2015 Bernhard Storch

erstellt mit RAGTIME EDU tools



netzwerk
lernen

Vergleiche mit dem Lösungstreifen und markiere hier, wie du

zur Vollversion

