

# Download

Robert Kleinschroth/Pete Oldham

## Englisch an Stationen SPEZIAL Grammatik 5-6

Word classes



Downloadauszug  
aus dem Originaltitel:

# Englisch an Stationen SPEZIAL Grammatik 5-6

Word classes

VORSCHAU

Dieser Download ist ein Auszug aus dem Originaltitel  
Englisch an Stationen SPEZIAL Grammatik 5-6

Übungsmaterial zu den Kernthemen der Bildungsstandards Klasse 5/6

Über diesen Link gelangen Sie zur entsprechenden Produktseite im Web.

<http://www.auer-verlag.de/go/dl7050>

# Basic grammatical terms

## Task 1

Fill in an example of each grammatical term from the box below.

hungry      the      his      must      cup      a / an      and      he      badly      with      dance

ENGLISH	GERMAN	EXAMPLE
1. adjective	<i>Adjektiv</i>	_____
2. adverb	<i>Adverb</i>	_____
3. definite article	<i>bestimmter Artikel</i>	_____
4. indefinite article	<i>unbestimmter Artikel</i>	_____
5. conjunction	<i>Konjunktion</i>	_____
6. personal pronoun	<i>Personalpronomen</i>	_____
7. possessive pronoun	<i>Possessivpronomen</i>	_____
8. infinitive form	<i>Infinitiv</i>	_____
9. modal auxiliary	<i>modales Hilfsverb</i>	_____
10. noun	<i>Nomen</i>	_____
11. preposition	<i>Präposition</i>	_____

## Task 2

Link the words in English (1–8) with the German translations (A–H).

- |                           |                                 |
|---------------------------|---------------------------------|
| 1. (to) fill sth in       | A) <i>beschreiben</i>           |
| 2. task                   | B) <i>etw mit etw verbinden</i> |
| 3. (to) link sth with sth | C) <i>Übersetzung</i>           |
| 4. missing                | D) <i>etw ausfüllen</i>         |
| 5. gap                    | E) <i>getan, ausgeführt</i>     |
| 6. done                   | F) <i>Aufgabe</i>               |
| 7. describe               | G) <i>Lücke</i>                 |
| 8. translation            | H) <i>fehlend</i>               |



1     2     3     4     5     6     7     8

Station 2

Name: \_\_\_\_\_

Pronouns (1)

Pronomen sind Fürwörter. Sie stehen für (= *pro*) Hauptwörter (= *nomen*):  
**Tom likes Tina and Tina likes Tom. = He likes her and she likes him.**  
**Tom and Tina like their teachers. = They like them. We like our teachers, too.**

Task 1

Link the three types of pronouns. The first one is done for you.

PERSONAL PRONOUNS  
(SUBJECT FORM)

I  
you  
he  
she  
it  
we  
they

PERSONAL PRONOUNS  
(OBJECT FORM)

him  
us  
me  
it  
you  
them  
her

POSSESSIVE PRONOUNS

her  
our  
his  
their  
your  
my  
its

Task 2

Fill in the missing pronouns from the box below.

We she My He my they us  
 + them him them they her me she

\_\_\_\_\_ I \_\_\_\_\_<sup>1</sup> like everybody in \_\_\_\_\_ my \_\_\_\_\_<sup>2</sup> class and \_\_\_\_\_<sup>3</sup> all like  
 \_\_\_\_\_<sup>4</sup>, too. But Paul isn't so happy. \_\_\_\_\_<sup>5</sup> likes Emily, a girl in another  
 class, but \_\_\_\_\_<sup>6</sup> doesn't like \_\_\_\_\_<sup>7</sup>. Paul sends \_\_\_\_\_<sup>8</sup> notes,  
 but Emily doesn't read \_\_\_\_\_<sup>9</sup>. \_\_\_\_\_<sup>10</sup> family knows Emily's family because  
 \_\_\_\_\_<sup>11</sup> live near \_\_\_\_\_<sup>12</sup>. \_\_\_\_\_<sup>13</sup> call Emily the Ice Queen because  
 \_\_\_\_\_<sup>14</sup> doesn't like other people and doesn't talk to \_\_\_\_\_<sup>15</sup>. Emily only likes

Kleinschroth/P. Oldham: Englisch an Stationen SPEZIAL: Grammatik 5/6  
 Auer Verlag – AAP Lehrerfachverlage GmbH, Donauwörth

## Station 4

Name: \_\_\_\_\_

## Adverbs (1)

Adjektive beschreiben Personen und Dinge: *I'm a wonderful singer.*

Adverbien beschreiben hauptsächlich Verben: *I sing wonderfully.*

Die meisten Adverbien bildet man durch Anhängen von *-ly* an das Adjektiv: *soft – softly, happy – happily.*

Beachte: Adjektiv *good* – Adverb *well*.

## Task 1

Read the following text. Highlight the adjectives and the adverbs in different colours. Use the information from the box above.

Mrs Corrigan has got two young daughters, Anne and Susan. They are the same size and they can wear each other's clothes easily. When they both want the same thing, they argue about it loudly. One day Anne and Susan have a very loud argument about a blouse. Their poor mother has a bad headache. After ten long minutes Mrs Corrigan loses her patience (*Geduld*) and acts quickly. She roughly pulls the blouse out of her daughters' hands and slowly tears it up (*zerreißen*) into small bits. "That's the end of the argument!" she shouts angrily. Then she looks carefully at the ruined blouse. It isn't one of her daughter's blouses. It's her new blouse!



## Task 2

Translate these two sentences into German.

1. Uncle Harry smells bad. \_\_\_\_\_
2. Uncle Harry smells badly. \_\_\_\_\_

## Task 3

The words in brackets are adverbs of frequency (*Häufigkeit*). Rewrite the sentence with the adverb in the correct place.

1. (often) Dad reads the morning newspaper at breakfast.  
\_\_\_\_\_
2. (sometimes) Mum asks him for the page with the crossword puzzle.  
\_\_\_\_\_
3. (usually) I don't eat more than a slice (*Scheibe*) of toast for breakfast.  
\_\_\_\_\_

## Modal auxiliaries

Modale Hilfsverben haben nur eine Form für alle Personen:  
*Peter can swim. I can surf. She can sing. They can cook.*  
 Frage und Kurzantwort: *Can he play the piano? – Yes, he can. / No, he can't.*

### Task 1

Highlight the modal auxiliaries. What are they in German?

- Can I have another chocolate biscuit, please? \_\_\_\_\_
- My dog can dance the tango. \_\_\_\_\_
- When you are finished, you can leave. \_\_\_\_\_
- Who will win the game? \_\_\_\_\_
- May I open the window, please? \_\_\_\_\_
- We must learn all these words by next Monday. \_\_\_\_\_
- We needn't pay for these drinks – they're free! \_\_\_\_\_

### Task 2

Complete the questions and short answers about Rex. Use modal auxiliaries.

- \_\_\_\_\_ he dance the tango ? – Yes, he \_\_\_\_\_.
- \_\_\_\_\_ he cook meals ? – No, he \_\_\_\_\_.
- \_\_\_\_\_ ? – \_\_\_\_\_.
- \_\_\_\_\_ ? – \_\_\_\_\_.
- \_\_\_\_\_ ? – \_\_\_\_\_.
- \_\_\_\_\_ ? – \_\_\_\_\_.

Rex:

- ✓ dance tango
- ✗ cook meals
- ✓ paint pictures
- ✗ catch cats
- ✓ eat anything
- ✗ do Maths homework

### Task 3

Match the three phrases in the box (A, B, C) with the questions (1–6).

- Can I use your red felt tip, please?
- Can you swim 100 metres in fifty seconds?
- Can you do some shopping for me?
- Can you drive a tractor?
- Can you help me with my Maths homework?
- Can I go to the toilet, please?

- A) um einen Gefallen bitten  
 B) nach einer Fähigkeit fragen  
 C) um Erlaubnis bitten

- 1  2  3  4  5  6

**Station 5**

Name: \_\_\_\_\_

**Modal auxiliaries**

Beachte:    may (*dürfen*)        mustn't (*nicht dürfen*)  
               must (*müssen*)       needn't (*nicht müssen, nicht brauchen*)

**Task 4**

Match the English and the German expressions.

- |                 |                       |
|-----------------|-----------------------|
| 1. She can.     | A) Sie muss.          |
| 2. She can't.   | B) Sie wird nicht.    |
| 3. She may.     | C) Sie braucht nicht. |
| 4. She must.    | D) Sie darf nicht.    |
| 5. She mustn't. | E) Sie kann.          |
| 6. She needn't. | F) Sie darf.          |
| 7. She will.    | G) Sie kann nicht.    |
| 8. She won't.   | H) Sie wird.          |



1     2     3     4     5     6     7     8

**Task 5**

Kevin isn't perfect. Complete the questions and the short answers.

1. \_\_\_\_\_ n Kevin drive a car?        – No, he \_\_\_\_\_.
2. \_\_\_\_\_ l he be a star?                – No, he \_\_\_\_\_.
3. \_\_\_\_\_ t he learn English?        – Yes, he \_\_\_\_\_.

Im *Simple present* kann **must** durch **have to** ersetzt werden.  
**Must you leave so soon?** – Yes, my sister **must** cook a meal and I **must** help her.  
**Do you have to leave so soon?** – Yes, my sister **has to** cook a meal and I **have to** help her.

**Task 6**

Rewrite the following sentences with the correct form of *have to*.

1. You must sit here. \_\_\_\_\_
2. Why must we sit here? \_\_\_\_\_
3. Simon must try harder. \_\_\_\_\_
4. Simon must do his homework. \_\_\_\_\_
5. Must his Mum help him? \_\_\_\_\_

# Prepositions

## Task 1

Complete the following sentences with a preposition of time or place (*on, at, in*).

### Invitation

My birthday is \_\_\_\_\_<sup>1</sup> June. It's \_\_\_\_\_<sup>2</sup> 16<sup>th</sup> June. I'm having a birthday party \_\_\_\_\_<sup>3</sup> Wendy's hamburger restaurant \_\_\_\_\_<sup>4</sup> Patterson Street. That's \_\_\_\_\_<sup>5</sup> the new shopping arcade \_\_\_\_\_<sup>6</sup> the city centre. My party starts \_\_\_\_\_<sup>7</sup> 5:30 \_\_\_\_\_<sup>8</sup> the afternoon. Please arrive \_\_\_\_\_<sup>9</sup> time.

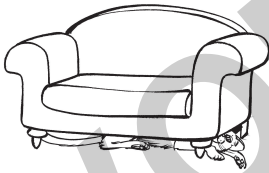
Alan

## Task 2

Where is Romeo, the cat? Answer with one of the prepositions from the box.

behind      in      under      in front of      on      between

1.



He's \_\_\_\_\_ the sofa.

2.



He's \_\_\_\_\_ the books.

3.



He's \_\_\_\_\_ the TV.

4.




He's \_\_\_\_\_ his basket.

5.



He's \_\_\_\_\_ the chair.

6.



He's \_\_\_\_\_ the TV.



**Station 7**

Name: \_\_\_\_\_

**Irregular plurals**

**Task 1**


First translate these nouns into English. Then fill in the crossword with the English plural forms of these words.

**Across**

- 2. *Ehefrau* \_\_\_\_\_
- 4. *Messer* \_\_\_\_\_
- 5. *Person* \_\_\_\_\_
- 8. *Schaf* \_\_\_\_\_
- 9. *Zahn* \_\_\_\_\_

**Down**

- 1. *Mann* \_\_\_\_\_
- 2. *Frau* \_\_\_\_\_
- 3. *Kind* \_\_\_\_\_
- 6. *Pony* \_\_\_\_\_
- 7. *Fisch* \_\_\_\_\_



**Task 2**

Use a German-English dictionary and find the singular and plural forms of these words in English.

- |                    | SINGULAR | PLURAL |
|--------------------|----------|--------|
| 1. <i>Wolf</i>     | _____    | _____  |
| 2. <i>Maus</i>     | _____    | _____  |
| 3. <i>Kopftuch</i> | _____    | _____  |

**Station 11**

Name: \_\_\_\_\_

**Questions and question words**

**Task 1**

Complete the interview with Hagrid. Use the right question words from the box.

Who      How      Why      Where      What      When      Whose

- \_\_\_\_\_ are you today, Hagrid? – I'm fine, thank you.
- \_\_\_\_\_ dog is this? – He's my dog. He isn't dangerous.
- \_\_\_\_\_ 's your dog's name? – It's Fluffy.
- \_\_\_\_\_ are all the boys and girls? – They are with their families.
- \_\_\_\_\_ aren't they at school? – Because they are on holiday.
- \_\_\_\_\_ do they come back to Hogwarts? – In September.
- \_\_\_\_\_ is headmaster at Hogwarts? – It's Albus Dumbledore.



**Task 2**

Match the question words (A–I) with the rest of the questions (1–9). Write the numbers in the magic squares (*Quadrate*). If your answers are correct, all columns (*Spalten*) and rows (*Zeilen*) will add up to the magic number 15. Use a pencil and a rubber.

- A) Who
- B) Where
- C) What
- D) Whose
- E) Which
- F) How do
- G) Why
- H) Who do
- I) When does

A _____	B _____	C _____
D _____	E _____	F _____
G _____	H _____	I _____

- ... Harry and Ron go to Hogwarts?
- ... is Harry's best friend? Draco?
- ... you like better? Draco or Ron?
- ... mustn't Harry use magic at home?
- ... of the pets is Ron's? The rat?
- ... colour is Harry's pet?
- ... is Hogwarts? Is it in Scotland?
- ... Harry stay at the Dursleys?
- ... pet is Fluffy?



**Task 3**

Translate these sentences. They all use the same question word.

- Wer hilft Hagrid? \_\_\_\_\_
- Wem hilft Hagrid? \_\_\_\_\_
- Wen mögen alle Schüler? \_\_\_\_\_

## Station 1: Basic grammatical terms

page 7

## Task 1

- |           |          |          |          |
|-----------|----------|----------|----------|
| 1. hungry | 2. badly | 3. the   | 4. a/an  |
| 5. and    | 6. he    | 7. his   | 8. dance |
| 9. must   | 10. cup  | 11. with |          |

## Task 2

- |      |      |      |      |
|------|------|------|------|
| 1. D | 2. F | 3. B | 4. H |
| 5. G | 6. E | 7. A | 8. C |

## Station 2: Pronouns (1)

page 8

## Task 1

you – you – your  
 she – her – her  
 we – us – our

he – him – his  
 it – it – its  
 they – them – their

## Task 2

- |          |        |         |         |
|----------|--------|---------|---------|
| 3. they  | 4. me  | 5. He   | 6. she  |
| 7. him   | 8. her | 9. them | 10. My  |
| 11. they | 12. us | 13. We  | 14. she |
| 15. them |        |         |         |

## Station 3: Adjectives

page 9

## Task 1

- |                           |                       |
|---------------------------|-----------------------|
| 2. fresh orange juice     | 3. crispy croissants  |
| 4. interesting video film | 5. white hat and coat |
| 6. yellow boots           | 7. giant mixer        |
| 8. useful brochures       |                       |

## Task 2

Individual solutions

## Station 4: Adverbs (1)

page 10

## Task 1

*adjectives:* young, same (2x), loud, poor, bad, long, small, ruined, new  
*adverbs:* easily, loudly, quickly, roughly, slowly, angrily, carefully

## Task 2

- Onkel Harry riecht schlecht.
- Onkel Harry kann schlecht riechen.

## Task 3

- Dad often reads the morning newspaper at breakfast.
- Mum sometimes asks him for the page with the crossword puzzle.
- I don't usually eat more than a slice of toast for breakfast.

## Station 5: Modal auxiliaries

page 11/12

## Task 1

- |              |           |                   |         |
|--------------|-----------|-------------------|---------|
| 1. Kann/Darf | 2. kann   | 3. kannst/darfst  | 4. wird |
| 5. Darf      | 6. müssen | 7. brauchen nicht |         |

## Task 2

- Can he dance the tango? – Yes, he can.
- Can he cook meals? – No, he can't.
- Can he paint pictures? – Yes, he can.
- Can he catch cats? – No, he can't.
- Can he eat anything? – Yes, he can.
- Can he do Maths homework? – No, he can't.

## Task 3

- |      |      |      |      |
|------|------|------|------|
| 1. C | 2. B | 3. A | 4. B |
| 5. A | 6. C |      |      |

## Task 4

- |      |      |      |      |
|------|------|------|------|
| 1. E | 2. G | 3. F | 4. A |
| 5. D | 6. C | 7. H | 8. B |

## Task 5

- |               |                |               |
|---------------|----------------|---------------|
| 1. Can, can't | 2. Will, won't | 3. Must, must |
|---------------|----------------|---------------|

## Task 6

- You have to sit here.
- Why do we have to sit here?
- Simon has to try harder.
- Simon has to do his homework.
- Does his Mum have to help him?

## Station 6: Prepositions

page 13

## Task 1

- |       |       |       |       |
|-------|-------|-------|-------|
| 1. in | 2. on | 3. at | 4. in |
| 5. in | 6. in | 7. at | 8. in |
| 9. on |       |       |       |

## Task 2

- |          |                |           |       |
|----------|----------------|-----------|-------|
| 1. under | 2. between     | 3. behind | 4. in |
| 5. on    | 6. in front of |           |       |

## Station 7: Irregular plurals

page 14

## Task 1

## Across

- |          |          |           |          |
|----------|----------|-----------|----------|
| 2. wife  | 4. knife | 5. person | 8. sheep |
| 9. tooth |          |           |          |

## Down

- |         |          |          |         |
|---------|----------|----------|---------|
| 1. man  | 2. woman | 3. child | 6. pony |
| 7. fish |          |          |         |

## Station 7: Irregular plurals

page 14

*In the crossword puzzle:***Across**

- |          |           |           |          |
|----------|-----------|-----------|----------|
| 2. wives | 4. knives | 5. people | 8. sheep |
| 9. teeth |           |           |          |

**Down**

- |         |          |             |           |
|---------|----------|-------------|-----------|
| 1. men  | 2. women | 3. children | 6. ponies |
| 7. fish |          |             |           |

**Task 2**

- |                 |                |                   |
|-----------------|----------------|-------------------|
| 1. wolf, wolves | 2. mouse, mice | 3. scarf, scarves |
|-----------------|----------------|-------------------|

## Station 8: Simple present

page 15

**Task 1**

- |                    |           |                    |           |
|--------------------|-----------|--------------------|-----------|
| 2. get             | 3. call   | 4. jumps           | 5. says   |
| 6. don't ... speak | 7. go     | 8. follows         | 9. have   |
| 10. brush          | 11. put   | 12. jumps          | 13. sits  |
| 14. barks          | 15. tries | 16. don't ... wear | 17. walks |
| 18. have           | 19. locks |                    |           |

**Task 2**

Individual solutions

**Task 3**

- |         |        |         |       |
|---------|--------|---------|-------|
| usually | always | usually | often |
| never   |        |         |       |

## Station 9: Questions and short answers

page 16

**Task 1**

- |              |               |                    |               |
|--------------|---------------|--------------------|---------------|
| 1. it isn't  | 2. it doesn't | 3. it doesn't      | 4. it doesn't |
| 5. it hasn't | 6. I do       | 7. goldfish, it is |               |

**Task 2**

Individual solutions

**Task 3**

- |  |                    |
|--|--------------------|
| 1. Is, he is                               | 2. Do you, I don't |
| 3. Are his, they aren't                    | 4. Are, they are   |
| 5. Has he, he has                          | 6. Do you, I do    |
| 7. Are you, I'm not / Do you know, I don't |                    |

## Station 10: Present progressive

page 17

**Task**

- |                             |  |
|-----------------------------|--|
| 1. I'm holding a kitten.    | 2. I'm feeding the kitten from a bottle. |
| 3. She's driving a tractor. | 4. They're looking for eggs.             |
| 5. He's milking a cow.      | 6. They're riding ponies.                |
| 7. He's chasing birds.      |  |

## Station 11: Questions and question words

page 18

## Task 1

- |        |          |         |          |
|--------|----------|---------|----------|
| 1. How | 2. Whose | 3. What | 4. Where |
| 5. Why | 6. When  | 7. Who  |          |

## Task 2

- |               |               |               |
|---------------|---------------|---------------|
| A 2, B 7, C 6 | D 9, E 5, F 1 | G 4, H 3, I 8 |
|---------------|---------------|---------------|

## Task 3

- Who helps Hagrid?
- Who does Hagrid help?
- Who do all pupils like?

## Station 1: Grammatical terms

page 19

## Task 1

- |      |       |      |      |
|------|-------|------|------|
| 1. E | 2. J  | 3. I | 4. F |
| 5. A | 6. D  | 7. B | 8. G |
| 9. C | 10. H |      |      |

## Task 2

- |      |      |      |      |
|------|------|------|------|
| 1. D | 2. G | 3. A | 4. F |
| 5. H | 6. C | 7. E | 8. B |

Station 2: The present tense of *be*

page 20

## Task 1

- |              |              |              |           |
|--------------|--------------|--------------|-----------|
| 1. I'm       | 2. she isn't | 3. we aren't | 4. we are |
| 5. we aren't | 6. I'm not   |              |           |

## Task 2

- |                           |                               |
|---------------------------|-------------------------------|
| 1. Am, are, aren't        | 2. Is, he is, he isn't        |
| 3. Are, we are, we aren't | 4. Are, they are, they aren't |
| 5. Is, it is, it isn't    | 6. Are, I am, I'm not         |

## Task 3

*Musterdialog:*

- Are you new in our class? – Yes, I am./No, I'm not.
- Are you Greek? – Yes, I am./No, I'm not.
- Are your parents from Greece? – Yes, they are./No, they aren't.
- Is your sister at our school, too? – Yes, she is./No, she isn't.
- Is she older than you? – Yes, she is./No, she isn't.
- Are you good at English? – Yes, I am./No, I'm not.

Station 3: The simple past forms of *be*

page 21

## Task 1

- |                       |                        |
|-----------------------|------------------------|
| 1. Were, was, weren't | 2. Were, were, weren't |
| 3. Was, was, wasn't   | 4. Were, were, weren't |
| 5. Was, were, weren't | 6. Were, were, weren't |

## Task 2

- |                         |                        |
|-------------------------|------------------------|
| 1. Were, were, weren't  | 2. Were, weren't, were |
| 3. Was, was, wasn't     | 4. Was, wasn't, was    |
| 5. Are, are, 'm not, is |                        |

## Impressum

© 2013 Auer Verlag  
AAP Lehrerfachverlage GmbH  
Alle Rechte vorbehalten.

Das Werk als Ganzes sowie in seinen Teilen unterliegt dem deutschen Urheberrecht. Der Erwerber des Werkes ist berechtigt, das Werk als Ganzes oder in seinen Teilen für den eigenen Gebrauch und den Einsatz im Unterricht zu nutzen. Die Nutzung ist nur für den genannten Zweck gestattet, nicht jedoch für einen weiteren kommerziellen Gebrauch, für die Weiterleitung an Dritte oder für die Veröffentlichung im Internet oder in Intranets. Eine über den genannten Zweck hinausgehende Nutzung bedarf in jedem Fall der vorherigen schriftlichen Zustimmung des Verlages.

Die AAP Lehrerfachverlage GmbH kann für die Inhalte externer Sites, die sie mittels eines Links oder sonstiger Hinweise erreichen, keine Verantwortung übernehmen. Ferner haftet die AAP Lehrerfachverlage GmbH nicht für direkte oder indirekte Schäden (inkl. entgangener Gewinne), die auf Informationen zurückgeführt werden können, die auf diesen externen Websites stehen.

Autor: Robert Kleinschroth/Pete Oldham

Illustrationen: Steffi Aufmuth, Corinna Beurenmeister, Julia Flasche, Stefanie Groß, Steffen Jähde, Ursula Lassert, Stefan Leuchtenberg, Stefan Lohr, Pete Oldham, Thorsten Trantow, Bettina Weyland, Georg Wieborg