

# Download

Robert Kleinschroth/Pete Oldham

## Englisch an Stationen SPEZIAL Grammatik 5-6

Mixed grammar



Downloadauszug  
aus dem Originaltitel:

# Englisch an Stationen SPEZIAL Grammatik 5-6

Mixed grammar

VORSCHAU

Dieser Download ist ein Auszug aus dem Originaltitel  
Englisch an Stationen SPEZIAL Grammatik 5-6

Übungsmaterial zu den Kernthemen der Bildungsstandards Klasse 5/6

Über diesen Link gelangen Sie zur entsprechenden Produktseite im Web.

<http://www.auer-verlag.de/go/dl7050>

## Comparison of adverbs

### Adverbien der Art und Weise (*Adverbs of manner*)

Adverbien, die auf **-ly** enden, bilden die Steigerungsformen mit **more** und **most**.

Haben Adjektiv und Adverb die gleiche Form, steigert man das Adverb wie das Adjektiv mit **-er** und **-est**: *fast, faster, fastest*.

### Task

Read the explanation above and then complete the following list. Look up any adjectives you don't know in an English-German dictionary.

ADJECTIVE	ADVERB	COMPARISONS
1. slow	<u>slowly</u>	<u>more slowly, most slowly</u>
2. fast	_____	_____
3. dangerous	_____	_____
4. playful	_____	_____
5. clever	_____	_____
6. strong	_____	_____
7. hungry	_____	_____
8. nasty	_____	_____
9. good	_____	_____
10. angry	_____	_____
11. poisonous	_____	_____
12. hard	_____	_____
13. soft	_____	_____
14. expensive	_____	_____
15. quiet	_____	_____
16. loud	_____	_____
17. careful	_____	_____
18. careless	_____	_____
19. rude	_____	_____


## The will-future

Mit dem *Will-future* kann man über die Zukunft berichten, z. B. über eine Vereinbarung: *Don't worry. I won't tell your mum.*

Merke: Meist wird die Kurzform **'ll/won't** benutzt. Mit der Langform **will/will not** wird die Aussage betont.

### Task 1

Look at the list of jobs. What do they say?



#### WEEKLY JOBS

Mum + Dad	do the shopping, do the driving
Mum	do the cooking, do the washing (Wäsche waschen)
Dad	wash the car, do the gardening
Sue	make the beds, vacuum (staubsaugen) the rooms
Ben	feed the dog, take it for a walk

1. Mum and Dad: We'll do the shopping and the driving.

2. Mum: \_\_\_\_\_

3. Dad: \_\_\_\_\_

4. Sue: \_\_\_\_\_

5. Ben: \_\_\_\_\_

Verwende **will** und **won't** für spontane Reaktionen und Entschlüsse: *Oh no, it's raining. I will stay at home.*

Merke: Die Langformen **will** und **will not** betonen die Aussage.

### Task 2

Match the sentences (1–6) with the responses (Reaktionen) (A–F).

- |                                      |  |
|--------------------------------------|--|
| 1. You're talking absolute nonsense. | A) Good. I'll bake (backen) some more. |
| 2. I think Fluffy is hungry.         | B) No, I will not give you more money! |
| 3. This is a boring programme.       | C) OK, I won't say another word.       |
| 4. These biscuits are very tasty.    | D) Yes, I'll tidy it up after school.  |
| 5. Can you give me some money?       | E) I'll give her some cat food.        |
| 6. I want you to tidy up your room.  | F) I'll find something better.         |







1  2  3  4  5  6

## The going to-future

Verwende das *Going to-future* für Ereignisse, die bald oder wahrscheinlich (nicht) geschehen werden: *The train isn't slowing down. It **isn't going to stop** at this station.*

### Task 1

Match the pictures (1–6) to the sentences (A–F).

<p>1. Ann: _____</p> 	<p>2. Mabel and Fred: _____</p> 	<p>3. Roy: _____</p> 
<p>4. Harriet: _____</p> 	<p>5. Mike and Diana: _____</p> 	<p>6. Tom: _____</p> 

- A) We're going to eat lots of popcorn and enjoy a horror film.
- B) I'm going to take out the rubbish (*Müll*) and then sit in the garden and read a book.
- C) I'm going to catch a really big fish and give it to my Mum.
- D) I'm going to miss this ball, but I'm not going to miss the next one!
- E) I'm going to take Rex for a long walk and then we're going to have a picnic.
- F) We're going to clean the wall and then we're going to paint it blue.

### Task 2

Complete the questions with two of these words: *who, what, is, are*.

- |  |                      |
|--|----------------------|
| 1. _____ going to miss the ball?           | – Our goalkeeper!    |
| 2. _____ the dog going to catch?           | – The frisbee.       |
| 3. _____ Mabel and Fred going to visit?    | – Their grandma.     |
| 4. _____ Fred and Mabel going to eat?      | – Banana sandwiches. |
| 5. _____ going to go shopping with y _____ | – _____              |

## Future with *going to* or *will*

Verwende *going to*, wenn etwas **geplant** ist oder **wahrscheinlich bald** geschehen wird:  
*We're going to play football on Saturday. / Look at the sky. It's going to snow soon.*  
 Ansonsten benutze das *will*-future.

### Task 1

Complete the sentences with the *will*-future.

- \_\_\_\_\_ (you/go shopping) with me tomorrow morning?
- Yes, and \_\_\_\_\_ (I/call) Susan and ask her to come, too.
- Susan \_\_\_\_\_ (not/be) in. She's on holiday in Turkey.

### Task 2

Complete the sentences with the correct future forms.

Andy: I think (I/go) \_\_\_\_\_<sup>1</sup> for a short walk.

Dora: Look at those dark clouds. (it/rain) \_\_\_\_\_<sup>2</sup> in  
 the next few minutes. If you go out now, (you/get) \_\_\_\_\_<sup>3</sup> wet.

Andy: OK. (I/put on) \_\_\_\_\_<sup>4</sup> my raincoat and  
 (I/take) \_\_\_\_\_<sup>5</sup> an umbrella with me, too.

Dora: When (you/be) \_\_\_\_\_<sup>6</sup> back?

Andy: I'm not sure. Why?

Dora: (I/cook) \_\_\_\_\_<sup>7</sup> a meal in half an hour.

Andy: Oh! What (you/make) \_\_\_\_\_<sup>8</sup>?

Dora: Your favourite meal – fish and chips.

Andy: Oh great. (I/be) \_\_\_\_\_<sup>9</sup> back home in twenty minutes or so.

Dora: OK, but (you/not be) \_\_\_\_\_<sup>10</sup> late, will you?

Andy: Don't worry. (I/not miss) \_\_\_\_\_<sup>11</sup> my favourite meal!

Dora: Good, then (I/see) \_\_\_\_\_<sup>12</sup> you soon, won't I?




## Conditional sentences, type 1

Die Verben im **Nebensatz** mit **if** stehen im *Simple present*.  
 Die Verben im **Hauptsatz** stehen entweder im *Simple present* oder im *Will-future*:  
**If you need help, you should ask your teacher.**  
**If it rains tomorrow, I will go to the cinema.**

### Task 1

Join the two halves of these conditional sentences.

- |   |  |
|---|--|
| 1. If you take a number 8 bus,                      | A) can you buy some eggs?                                      |
| 2. If you leave now,                                | B) please don't go down into the cellar ( <i>Keller</i> ).     |
| 3. If you want to play well,                        | C) it will take you to the station.                            |
| 4. If you go shopping,                              | D) there's a meat pie ( <i>Fleischpastete</i> ) in the fridge. |
| 5. If you see the lion first,                       | E) you must train regularly.                                   |
| 6. If you're hungry,                                | F) please don't pick up.                                       |
| 7. If you hear strange noises ( <i>Geräusche</i> ), | G) you won't miss the bus.                                     |
| 8. If the telephone rings,                          | H) run as fast as you can.                                     |
| 9. If the lion sees you first,                      | I) stand very still and be very quiet.                         |



- 1  2  3  4  5  6  7  8  9

### Task 2

The following conditional sentences are type 1. Fill in the correct form of the verbs.

- If anybody \_\_\_\_\_ (call), tell them I'll be back in an hour.
- She must train more often if she \_\_\_\_\_ (want) to play well.
- Yes, I \_\_\_\_\_ (join) the team if the trainer invites me.
- If he \_\_\_\_\_ (not want to) listen, nobody can help him.
- What do we do if the crocodile \_\_\_\_\_ (get) hungry?
- If it \_\_\_\_\_ (snow) again, can we go skiing?
- If Ted doesn't train more often, he \_\_\_\_\_ (never get) better.
- If Rex is hungry, he \_\_\_\_\_ (eat) anything!
- Sue will be angry if Mark \_\_\_\_\_ (not call) her soon.
- If the sentence \_\_\_\_\_ (start) with *if*, you must use a comma.

## A taste of phrasal verbs

### Task 1

Match the English phrases (1–4) with the German translations (A–D).

- |                     |   |
|---------------------|---|
| 1. to ask after sb  | A) <i>jdn sprechen wollen/jdn verlangen</i> |
| 2. to ask for sth   | B) <i>etw wissen wollen über ...</i>        |
| 3. to ask for sb    | C) <i>sich nach jdm erkundigen</i>          |
| 4. to ask about sth | D) <i>um etw bitten; etw verlangen</i>      |

1  2  3  4

### Task 2

Use the following switchboard to translate the German sentences below into English.

A neighbour	asked	about	me.
A hotel guest		after	my ticket.
A police officer		for	my parents.
My mother			a telephone book for London.
My parents			the manager.
My doctor			the price of a daily return ticket.
The train conductor			my hobbies.
I			the class trip.



1. Ein Nachbar erkundigte sich nach meinen Eltern.

\_\_\_\_\_

2. Ein Hotelgast verlangte ein Telefonbuch von London.

\_\_\_\_\_

3. Eine Polizistin wollte mich sprechen.

\_\_\_\_\_

4. Meine Mutter verlangte, die Chefin zu sprechen.

\_\_\_\_\_

5. Meine Eltern erkundigten sich über die Klassenfahrt.

\_\_\_\_\_

6. Die Ärztin wollte etwas über meine Hobbys wissen.

\_\_\_\_\_

7. Die Zugbegleiterin verlangte meine Fahrkarte.

\_\_\_\_\_

8. Ich fragte nach dem Preis einer Tagesrückfahrkarte.

\_\_\_\_\_



## A mixed bag of tenses

## Task 1

Complete the interview with the correct tenses: simple present, present progressive, simple past, past progressive, present perfect and *going to*-future.

Anne: Excuse me, I (interview) \_\_\_\_\_<sup>1</sup> tourists for our local newspaper. May I ask you a few questions?

Chris: With pleasure. I (never / be) \_\_\_\_\_<sup>2</sup> interviewed before by such a pretty reporter.

Anne: How (you / like) \_\_\_\_\_<sup>3</sup> our town?

Chris: I think it's fantastic. I (have) \_\_\_\_\_<sup>4</sup> great fun.

Anne: And how long (you / stay) \_\_\_\_\_<sup>5</sup>?

Chris: I (stay) \_\_\_\_\_<sup>6</sup> for another day.

Anne: What (you / see) \_\_\_\_\_<sup>7</sup> in Heidelberg so far?

Chris: Well, first I (go) \_\_\_\_\_<sup>8</sup> to see an old friend who (live) \_\_\_\_\_<sup>9</sup> here.

I (just / do) \_\_\_\_\_<sup>10</sup> some shopping when you stopped me.

Anne: I see. You (carry) \_\_\_\_\_<sup>11</sup> a heavy shopping bag.

May I ask what you (buy) \_\_\_\_\_<sup>12</sup>?

Chris: I (find) \_\_\_\_\_<sup>13</sup> an antique statue of the god Neptune.

Anne: How interesting! And where (you / find) \_\_\_\_\_<sup>14</sup> it?

Chris: I don't remember exactly. That must (be) \_\_\_\_\_<sup>15</sup> in one of these souvenir shops. A surprise for my girlfriend, you know.

Anne: I have a surprise for you, too. I'm a police officer. Please, follow me to the police station. You (steal) \_\_\_\_\_<sup>16</sup> this statue from the museum.

## Task 2

First check your answers. Then practise the interview with a partner.



**Task**

1. big, bigger, (the) biggest  
slow, slower, (the) slowest
2. fast, faster, (the) fastest  
dangerous, more dangerous, (the) most dangerous
3. playful, more playful, (the) most playful  
clever, cleverer, (the) cleverest
4. strong, stronger, (the) strongest  
hungry, hungrier, (the) hungriest
5. hairy, hairier, (the) hairiest  
good, better, (the) best
6. angry, angrier, (the) angriest  
poisonous, more poisonous, (the) most poisonous

**Task**

2. fast – faster, fastest
3. dangerously – more dangerously, most dangerously
4. playfully – more playfully, most playfully
5. cleverly – more cleverly, most cleverly
6. strongly – more strongly, most strongly
7. hungrily – more hungrily, most hungrily
8. nastily – more nastily, most nastily
9. well – better, best
10. angrily – more angrily, most angrily
11. poisonously – more poisonously, most poisonously
12. hard – harder, hardest (Be careful: hardly = *kaum*)
13. softly – more softly, most softly
14. expensively – more expensively, most expensively
15. quietly – more quietly, most quietly
16. loudly – more loudly, most loudly
17. carefully – more carefully, most carefully
18. carelessly – more carelessly, most carelessly
19. rudely – more rudely, most rudely
20. badly – worse, worst

**Task 1**

1. The pupils are going on a class trip.
2. They're going to York.
3. They meet in front of the school.
4. The class meets at 8:15 (a.m./the next morning).
5. They have to wear a raincoat or an umbrella and sensible shoes.
6. They have to bring something to eat and drink.

**Task 2**

- |                       |                       |                      |                                |
|-----------------------|-----------------------|----------------------|--------------------------------|
| 1. Meet               | 2. 8:20 a.m., arrives | 3. 8:30 a.m., leaves | 4. 9:00 a.m., Picnic breakfast |
| 5. 10:15 a.m., arrive | 6. 10:30 a.m., starts | 7. 11:30 a.m., meet  | 9. 2:00 p.m., starts           |
| 10. 4:00 p.m., Meet   | 11. 4:15 p.m., Start  |                      |                                |

## Station 4: The *will*-future

page 44

### Task 1

- I'll do the cooking and the washing.
- I'll wash the car and do the gardening.
- I'll make the beds and vacuum the rooms.
- I'll feed the dog and take it for a walk.

### Task 2

- |      |      |      |      |
|------|------|------|------|
| 1. C | 2. E | 3. F | 4. A |
| 5. B | 6. D |      |      |

## Station 5: The *going to*-future

page 45

### Task 1

- |      |      |      |      |
|------|------|------|------|
| 1. D | 2. A | 3. C | 4. E |
| 5. F | 6. B |      |      |

### Task 2

- |           |            |            |             |
|-----------|------------|------------|-------------|
| 1. Who is | 2. What is | 3. Who are | 4. What are |
| 5. Who is |            |            |             |

## Station 6: Future with *going to* or *will*

page 46

### Task 1

- |                         |              |             |
|-------------------------|--------------|-------------|
| 1. Will you go shopping | 2. I'll call | 3. won't be |
|-------------------------|--------------|-------------|

### Task 2

- |              |                       |                      |                          |
|--------------|-----------------------|----------------------|--------------------------|
| 1. I'll go   | 2. It's going to rain | 3. you'll get        | 4. I'll put on           |
| 5. I'll take | 6. will you be        | 7. I'm going to cook | 8. are you going to make |
| 9. I'll be   | 10. you won't be      | 11. I won't miss     | 12. I'll see             |

## Station 7: Conditional sentences, type 1

page 47

### Task 1

- |      |      |      |      |
|------|------|------|------|
| 1. C | 2. G | 3. E | 4. A |
| 5. H | 6. D | 7. B | 8. F |
| 9. I |      |      |      |

### Task 2

- |                 |            |                  |                    |
|-----------------|------------|------------------|--------------------|
| 1. calls        | 2. wants   | 3. 'll join      | 4. doesn't want to |
| 5. gets         | 6. snows   | 7. 'll never get | 8. 'll eat         |
| 9. doesn't call | 10. starts |                  |                    |



## Impressum

© 2013 Auer Verlag  
AAP Lehrerfachverlage GmbH  
Alle Rechte vorbehalten.

Das Werk als Ganzes sowie in seinen Teilen unterliegt dem deutschen Urheberrecht. Der Erwerber des Werkes ist berechtigt, das Werk als Ganzes oder in seinen Teilen für den eigenen Gebrauch und den Einsatz im Unterricht zu nutzen. Die Nutzung ist nur für den genannten Zweck gestattet, nicht jedoch für einen weiteren kommerziellen Gebrauch, für die Weiterleitung an Dritte oder für die Veröffentlichung im Internet oder in Intranets. Eine über den genannten Zweck hinausgehende Nutzung bedarf in jedem Fall der vorherigen schriftlichen Zustimmung des Verlages.

Die AAP Lehrerfachverlage GmbH kann für die Inhalte externer Sites, die sie mittels eines Links oder sonstiger Hinweise erreichen, keine Verantwortung übernehmen. Ferner haftet die AAP Lehrerfachverlage GmbH nicht für direkte oder indirekte Schäden (inkl. entgangener Gewinne), die auf Informationen zurückgeführt werden können, die auf diesen externen Websites stehen.

Autor: Robert Kleinschroth/Pete Oldham

Illustrationen: Steffi Aufmuth, Corinna Beurenmeister, Julia Flasche, Stefanie Groß, Steffen Jähde, Ursula Lassert, Stefan Leuchtenberg, Stefan Lohr, Pete Oldham, Thorsten Trantow, Bettina Weyland, Georg Wieborg