

Rechtschreibtraining mit Wort-Sudokus

prepositions

Wort-Sudokus sind kreative und unterhaltsame Rechtschreibtrainer für den Deutsch- und Fremdsprachenunterricht. Wort-Sudokus werden entsprechend der Sudoku-Regeln gelöst und so jeweils 12 Wörter – ganz nebenbei – mehrmals geschrieben und geübt.

- 2 kleine Wort-Sudokus (6x6-Gitter)
- 2 große Wort-Sudokus (9x9-Gitter)
- Lösungen & Lernerfolgskontrolle
- Blankovorlagen zur Differenzierung



AUTHOR: Carsten Mellwig; DESIGN & LAYOUT: Sabine Loos; ILLUSTRATION: Gabriele Heinzl

© 2013 Miamaus Verlag, Hamburg. www.miamaus.de



Rechtschreibtraining mit Wort-Sudoku

Kreativer Sudoku-Spaß mit Wörtern

Wort-Sudokus sind kreative und unterhaltsame Rechtschreibtrainer für den Deutsch- und Fremdsprachenunterricht. Wort-Sudokus werden entsprechend der Sudoku-Regeln gelöst und so die Wörter – ganz nebenbei – mehrmals geschrieben und geübt.

Die Miamaus-Sudokus sind entweder thematisch oder nach Rechtschreibbesonderheiten zusammengestellt. Jedes Set beinhaltet vier Rätsel und eine Lernerfolgskontrolle: Zwei kleine Wort-Sudokus (6x6-Gitter), zwei große Wort-Sudokus (9x9-Gitter) und die entsprechenden Lösungen. 12 unterschiedliche Wörter werden so spielerisch geübt. Den Lernerfolg können die Kinder einfach überprüfen, indem sie zum Schluss versuchen die Bilder zu beschriften.

Zwei Blankovorlagen helfen Ihnen oder den Kindern weitere Sudokus für die Differenzierung herzustellen. Sogenannte Sudoku-Generatoren finden sich im Internet.

Die Spielregeln: Sudokus sind durch logisches Denken lösbar. Die 9 Wörter müssen auf die freien Felder so verteilt werden, dass jedes Wort in jeder Spalte, in jeder Zeile und in jedem Block genau einmal vorkommt. Die kleine, kindgerechte Variante (6x6-Gitter) wird nach den gleichen Regeln gespielt. Hier müssen aber nur 6 Wörter gleichmäßig verteilt werden.

Benutzt man Sudokus in den Klassen 1 und 2 kann es hilfreich sein, die Arbeitsblätter vorher auf A3 zu kopieren, um den Kindern das Ausfüllen der Kästchen zu erleichtern.



				behind	
left	right	behind	in front of	on	
	in front of	right	in	left	
	on	left	behind	in front of	
	behind	on	left	in	in front of
	left				

in front of	behind	left	right	on	in
-------------	--------	------	-------	----	----

einfach lehrreich

	at			over	
	next to			between	
		between			at
	opposite			under	
	under			next to	
		opposite			over

next to	opposite	under	between	over	at
---------	----------	-------	---------	------	----

einfach lehrreich

under	behind		in		left	on	next to	
	on	left	next to		right	in		behind
over		in	behind		under		right	in front of
next to	under			left	in front of	over	in	on
in		in front of		behind	on	next to	left	
on	left	over		next to	in		behind	
	in	under	in front of	right			on	
	over		left		next to	right	in front of	in
right	in front of	next to	on		behind	under		left

in front of	behind	left	right	on	in	under	over	next to
-------------	--------	------	-------	----	----	-------	------	---------

einfach lehrreich

between	at		right	over	behind	in front of	under	opposite
	right			between	opposite	at		
	opposite	behind	at			between	over	
right				at			between	
at			over	opposite	between	right	behind	left
over	behind	between	left	right			in front of	at
left		at	in front of				opposite	over
	over	under	between	left	at	behind		in front of
behind				under			at	

at	opposite	between	in front of	behind	left	right	over	under
----	----------	---------	-------------	--------	------	-------	------	-------

einfach lehrreich

●○○○

on	in	in front of	right	behind	left
left	right	behind	in front of	on	in
behind	in front of	right	in	left	on
in	on	left	behind	in front of	right
right	behind	on	left	in	in front of
in front of	left	in	on	right	behind

●●○○

between	at	under	opposite	over	next to
opposite	next to	over	at	between	under
under	over	between	next to	opposite	at
at	opposite	next to	over	under	between
over	under	at	between	next to	opposite
next to	between	opposite	under	at	over

einfach lehrreich







under	behind	right	in	in front of	left	on	next to	over
in front of	on	left	next to	over	right	in	under	behind
over	next to	in	behind	on	under	left	right	in front of
next to	under	behind	right	left	in front of	over	in	on
in	right	in front of	over	behind	on	next to	left	under
on	left	over	under	next to	in	in front of	behind	right
left	in	under	in front of	right	over	behind	on	next to
behind	over	on	left	under	next to	right	in front of	in
right	in front of	next to	on	in	behind	under	over	left



between	at	left	right	over	behind	in front of	under	opposite
in front of	right	over	under	between	opposite	at	left	behind
under	opposite	behind	at	in front of	left	between	over	right
right	left	opposite	behind	at	in front of	over	between	under
at	under	in front of	over	opposite	between	right	behind	left
over	behind	between	left	right	under	opposite	in front of	at
left	between	at	in front of	behind	right	under	opposite	over
opposite	over	under	between	left	at	behind	right	in front of
behind	in front of	right	opposite	under	over	left	at	between

einfach lehrreich



VORSCHAU

--	--	--	--	--	--

VORSCHAU

--	--	--	--	--	--	--	--	--