

DOWNLOAD



Anke Gruner

Working on the building site

Englisch-Aufgaben aus dem Berufsalltag

Downloadauszug aus
dem Originaltitel:



 **netzwerk
lernen**

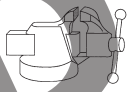
AOL

zur Vollversion

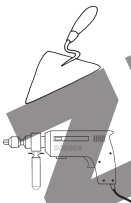


Hi, I'm Kevin. I like manual labour, that's why I'm very interested in working on a building site. My father is a bricklayer. He often tells me about his work and the other jobs there. All the workers have to work together and the workers help each other if there are any problems. I would like to do my apprenticeship on the building site my father works on currently.

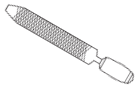
1 Kevin has to help out at the whole building site. The workers ask him to get the tools and gadgets for them. There are often workers from other countries and they always try to speak English. That's why Kevin thinks about the English words of the most important tools and activities on the building site. Name the tools:

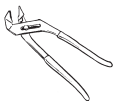








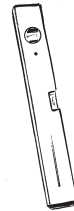












hammer – saw – screwdriver – drill – vice – rasp – broom –
spirit level – trowel – brush – pipe wrench

2 Say what the different craftsmen can do with these tools. Put the verbs into the correct forms if necessary.

1. A bricklayer uses a _____ to _____ the mortar to the bricks.
This is also called "to butter the bricks".
2. A painter _____ the walls with a _____.
3. A roofer _____ the nail into the _____.
4. A plumber _____ the pipes with the _____.
5. An electrician uses a _____ the screws.
6. A carpenter _____ the wooden _____ with a saw.

to paint – wood – screwdriver – pipe wrench – to apply – to cut –
brush – trowel – to drive – to screw – to fit – planks

3 Complete the sentences.

Yesterday, Kevin worked on the building site.

First, he helped the _____ (Maurer).

He brought the _____ (Steine) and the _____ (Mörtel) to the building site.

Then he tied to _____ (setzen) the bricks.

Later he worked with the _____ (Zimmerleute).

He brought the _____ (Bretter, Balken) to the working place. One craftsman _____ (sägte) the boards.

After that, they _____ (schraubten) the boards together.

Kevin also used the _____ (Säge und Bohrmaschine).

Then he worked with the _____ (Elektriker).

Kevin _____ (verlegte) _____ (Kabel).

With the help of a _____ (Bohrmaschine) he _____ (bohrte) holes into the wall.

After that, the electrician _____ (setzte ein) the _____ (Steckdosen) into the holes.

At the end of the day Kevin said, "I did a hard job today. I'm very tired. But it was very interesting to see what a great job these craftsmen do every day."

4 Kevin would like to be a bricklayer like his father. He thinks that it must be interesting to build a house and that it will always be fantastic to see the different types of houses and the happy owners when the houses are finished. He will be impressed by the teamwork of the different craftsmen on the building site and he will always be proud of his work. Say what you would or wouldn't like to be. Give your reasons. Discuss your opinions in class. Here is some help for you:

I would like to be
I wouldn't like to be

a/an

bricklayer.
carpenter.
painter.
electrician.
...

I'm good at
I'm not good at

building things.
working with wood/metal.
repairing things.
working with people.
...

... because I think a _____'s job is

easy.
boring.
(not) well paid.
dangerous.
interesting/difficult.

I'd like to work

on a building site.
in a workshop.
outside/inside.

5 Write a short text about your career aspiration.

Comparison of adjectives

Rules

Adjektive kann man steigern. Wie im Deutschen gibt es im Englischen drei Formen bei der Steigerung von Adjektiven.

Viele Adjektive werden mit -er und -est gesteigert.

- Dies gilt für:**
1. kurze (einsilbige) Adjektive
 2. zweisilbige Adjektive, die auf -y, -er, -le und -ow enden

adjective	comparative: -er	superlative: -est
old	older	oldest
short	shorter	shortest
early	earlier	earliest
slow	slower	slowest

Alle anderen mehrsilbigen Adjektive werden mit more und most gesteigert.

- Dies gilt für:**
1. lange Adjektive (drei und mehr Silben)
 2. zweisilbige Adjektive, die nicht auf -y, -er, -le, -ow enden

adjective	comparative	superlative
	more	most
beautiful	more beautiful	most beautiful
exciting	more exciting	most exciting
modern	more modern	most modern

- Ausnahmen:**
- good – better – best
 - bad – worse – worst
 - much/many – more – most
 - little (wenig) – less – least
 - little (klein) – smaller – smallest

Exercises

Write down the comparatives and the superlatives.

adjective	comparative	superlative
late		
slow		
interesting		
expensive		
boring		
bad		
small		
dangerous		
long		

Exercises

Write down the comparatives and the superlatives.

adjective	comparative	superlative
good		
important		
difficult		
strong		
beautiful		
big		
early		
old		
young		

Write sentences about Rose and Michael.



... better/higher/faster than ...



Rose	Michael
1. I'm 14.	1. I'm 15.
2. I'm good at English.	2. I'm not good at English.
3. I can't ride a bike very fast.	3. I can ride a bike very fast.
4. I start school at 8 o'clock.	4. I start school at 7.30.
5. I study very hard for school.	5. I don't study hard.
6. My parents are nice.	6. My parents aren't nice.
7. My friends are 14, too.	7. My friends are 17.
8. I'm good at dancing.	8. I'm not good at dancing.
9. Most time I'm very happy.	9. I'm not very happy.
10. I'm not very tall.	10. I'm very tall.

- Rose is _____ Michael.
Michael is _____ Rose.
- Rose is _____ at English _____ Michael.
- Michael rides the bike _____ Rose.
- Michael starts school _____ Rose.
Rose starts school _____ Michael.
- Rose studies _____ for school _____ Michael.
- Rose's parents are _____ Michael's.
- Michael's friends are _____ Rose's.
Rose's friends are _____ Michael's.
- Rose is _____ at dancing _____ Michael.
- Rose is _____ Michael.
- Michael is _____ Rose.

On the building site: Some help for you & Answers

Exercise 1

Use a dictionary or a pictorial dictionary for the translations. You can also talk to your classmates.

Some help
for you

Exercise 2

Here are some of the answers for you:

- | | |
|-----------|----------------|
| 1. trowel | 4. pipe wrench |
| 2. paints | 5. to screw |
| 3. wood | 6. planks |

Exercise 3

Here are some translations for you:

Maurer – bricklayer

Steine – bricks
Mörtel – mortar
Mauern/Steine setzen – to lay the bricks

Elektriker – electrician

verlegen – to put
Kabel – cable
bohren – to drill
einsetzen – to put in
Steckdose – socket

Zimmermann – carpenter

Balken – planks
Bretter – boards
sägen – to saw
schrauben – to screw
Säge – saw
Bohrmaschine – drill

Exercise 4 and 5

Here is an example for you that shows how to deal with the phrases:

"I would like to be a carpenter. I'm good at working with wood. I like to repair things. And I like to work with people.

I would like to be a carpenter because I think the job is very interesting. You can work with different tools. I like to work with my hands, too.

I'd like to work in a workshop and on the building site so that I can work inside and outside. That's what I like to do."

Exercise 1

Säge – saw; Hammer – hammer; Feile – rasp; Wasserwaage – spirit level; Bohrmaschine – drill; Besen – broom; Rohrzange – pipe wrench; Pinsel – brush; Schraubendreher – screwdriver; Mörtelkelle – trowel; Schraubstock – vice

Answers

On the building site: Answers

Exercise 2

1. A bricklayer uses a trowel to apply the mortar to the bricks.
2. A painter paints the walls with a brush.
3. A roofer drives the nail into the wood.
4. A plumber fits the pipes with the pipe wrench.
5. An electrician uses a screwdriver to screw the screws.
6. A carpenter cuts the wooden planks with a saw.

Exercise 3

bricklayer, bricks, mortar, lay

carpenters, boards and planks, sawed, screwed, saw and the drill

electrician, laid, cables, drill, drilled, put, sockets

adjective	comparative	superlative
late	later	latest
slow	slower	slowest
interesting	more interesting	most interesting
expensive	more expensive	most expensive
boring	more boring	most boring
bad	worse	worst
small	smaller	smallest
dangerous	more dangerous	most dangerous
long	longer	longest
good	better	best
important	more important	most important
difficult	more difficult	most difficult
strong	stronger	strongest
beautiful	more beautiful	most beautiful
big	bigger	biggest
early	earlier	earliest
old	older	oldest
young	younger	youngest

1. Rose is younger than Michael. Michael is older than Rose.
2. Rose is better at English than Michael.
3. Michael rides the bike faster than Rose.
4. Michael starts school earlier than Rose. Rose starts school later than Michael.
5. Rose studies harder for school than Michael.
6. Rose's parents are nicer than Michael's.
7. Michael's friends are older than Rose's. Rose's friends are younger than Michael's.
8. Rose is better at dancing than Michael.
9. Rose is happier than Michael.
10. Michael is taller than Rose.