

Zwei Rechen-Ausmalbilder

$6+2=$	$1+3=$
$2+3=$	$8+2=$
$7+2=$	$4+3=$
$5+3=$	$3+2=$

$6-2=$	$9-3=$
$5-3=$	$5-2=$
$8-2=$	$7-3=$
$6-3=$	$4-2=$

3

Male die Lösungsfelder farbig aus!





Name: _____


Klasse: _____


Datum: _____


Rechnen und malen

$4 + 3 =$ 


$2 + 6 =$ 

$4 + 4 =$ 

$5 + 5 =$ 


$2 + 2 =$ 


$2 + 5 =$ 

$0 + 3 =$ 


$3 + 7 =$ 

$0 + 6 =$ 

$4 + 2 =$ 


$1 + 5 =$ 

$6 + 4 =$ 

$5 + 3 =$ 

$3 + 1 =$ 

$1 + 2 =$ 



Male die Felder mit den Lösungszahlen farbig aus!



netzwerk
lernen

zur Vollversion



Name: _____

Klasse: _____

Datum: _____

Umrandungen färben

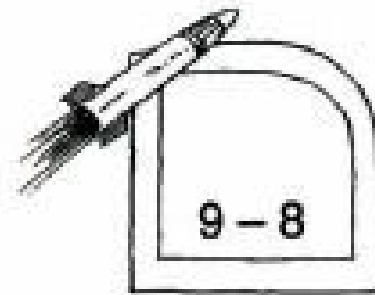

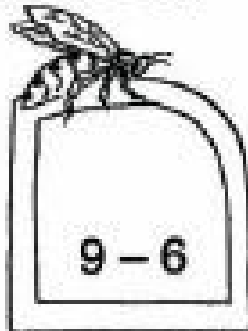


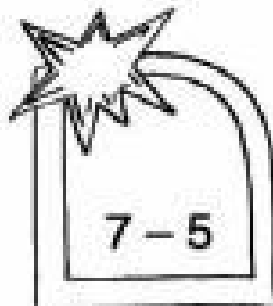
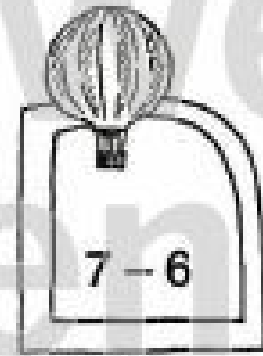



1 = Grün

2 = Gelb

3 = Blau

4 = Rot



13

Male die Rahmen der Aufgabenfelder mit den angegebenen Lösungsfarben umranden.

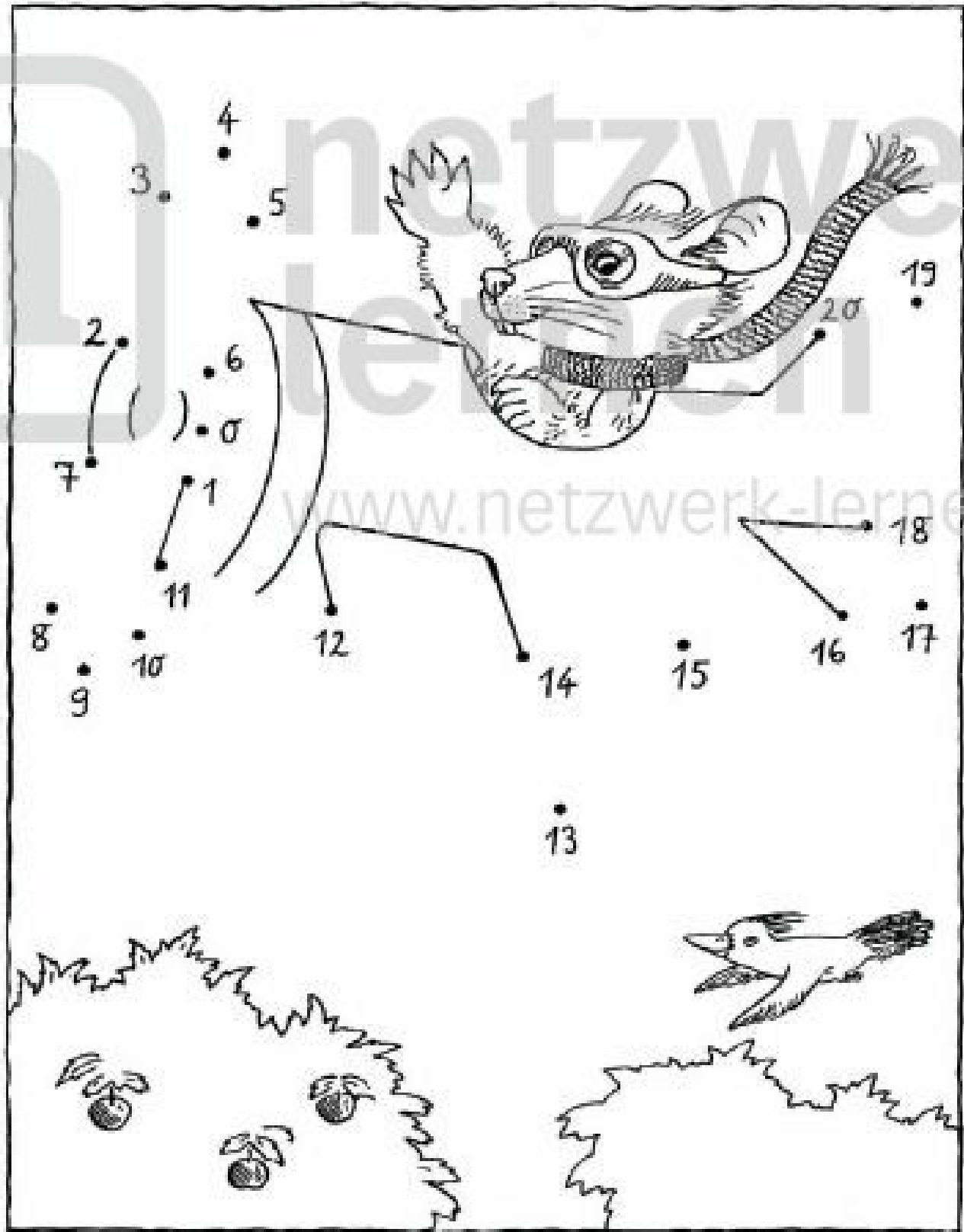


Name:

Klasse:

Datum:

Von 0 bis 20



Verbinde die Punkte von 0 bis 20 und male anschließend das Bild farbig aus!



netzwerk
lernen

[zur Vollversion](#)