


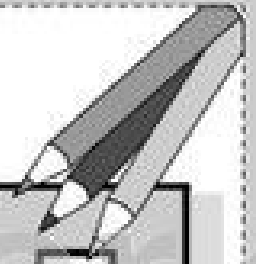
Name

Klasse

Datum

Labyrinth

Wie kommt der Vogel zum Nest? Male den Weg mehrfach und in verschiedenen Farben in das Labyrinth ein!



michaeljung@t-online.de


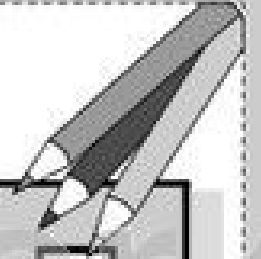


netzwerk
lernen

Lösung

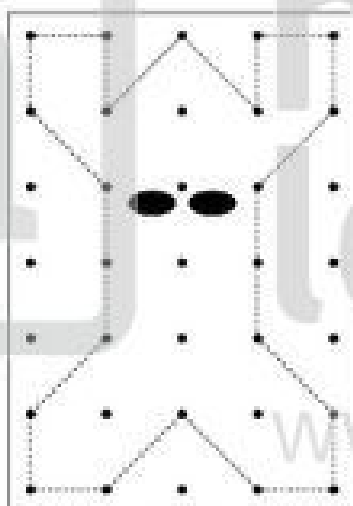

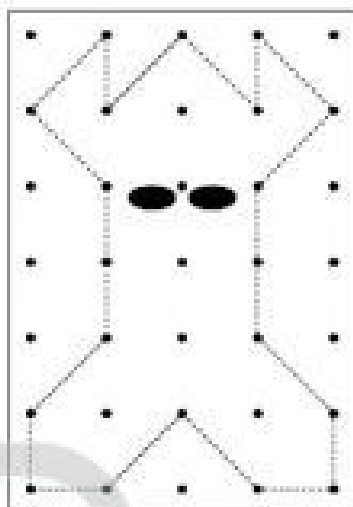
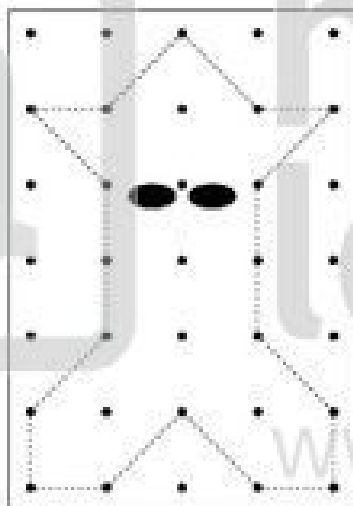
Labyrinth

Wie kommt der Vogel zum Nest? Male den Weg mehrfach und in verschiedenen Farben in das Labyrinth ein!




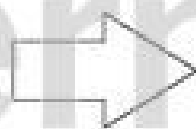
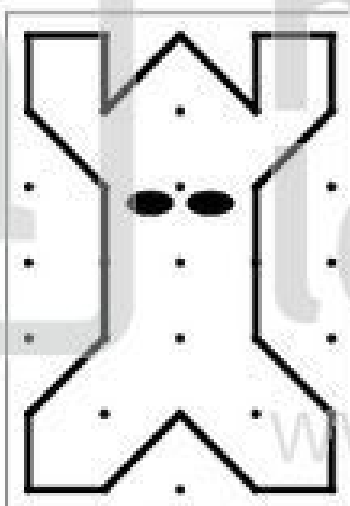
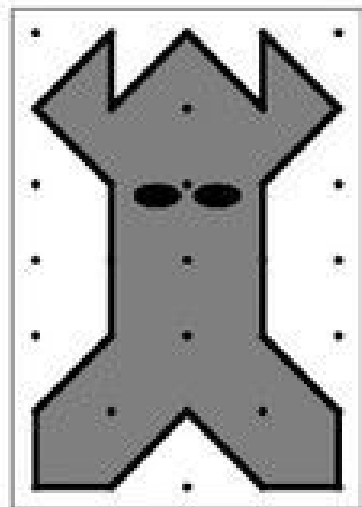
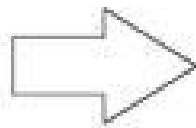
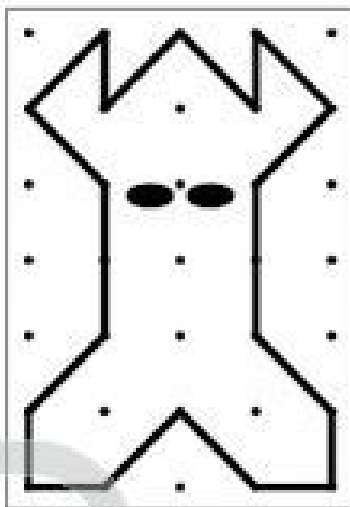


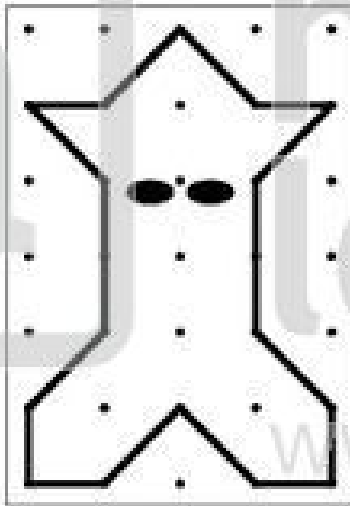

Übertrage!

Ziehe die gepunkteten Linien mit einem spitzen Stift nach, übertrage die Objekte in die leeren Punktefelder und male sie, wenn du möchtest, farbig aus!



Übertrage!

Ziehe die gepunkteten Linien mit einem spitzen Stift nach, übertrage die Objekte in die leeren Punktfelder und male sie, wenn du möchtest, farbig aus!




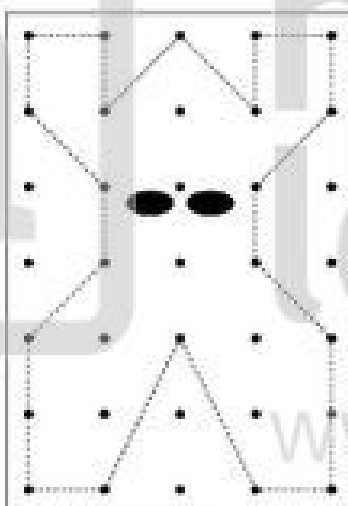

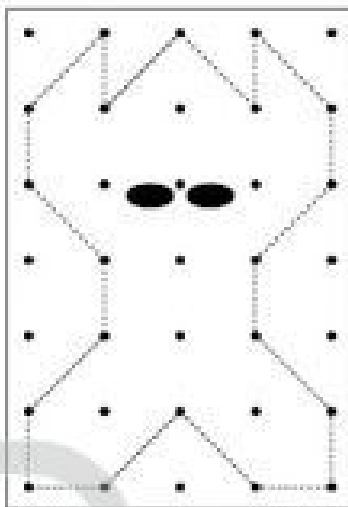

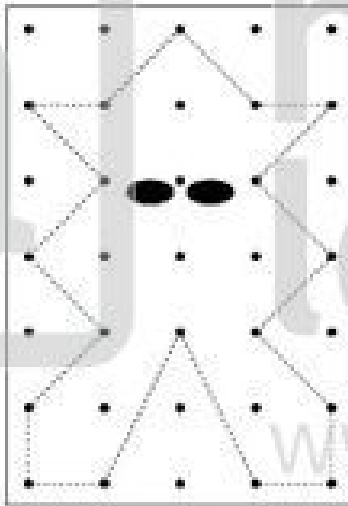

Name

Klasse

Datum

Übertrage!

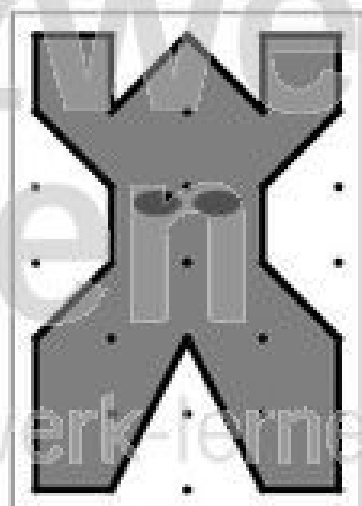
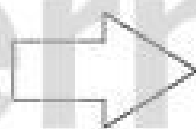
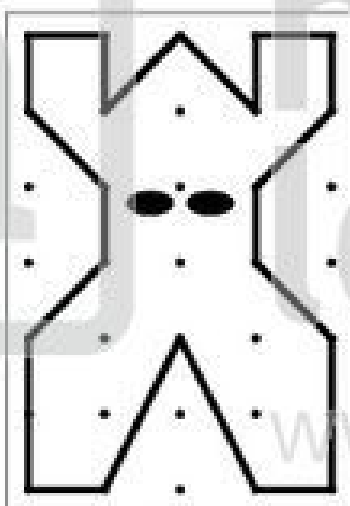
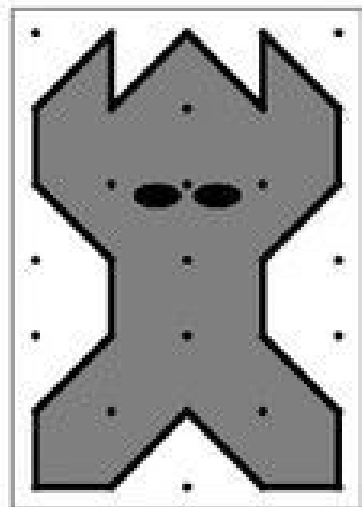
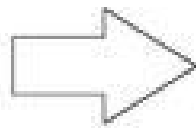
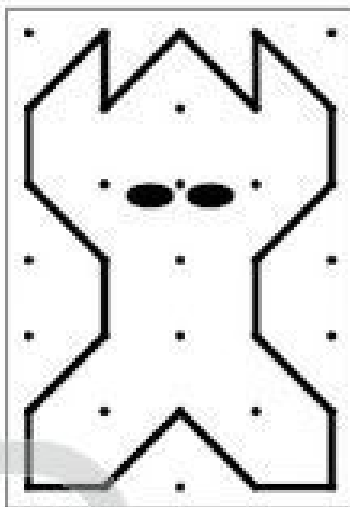


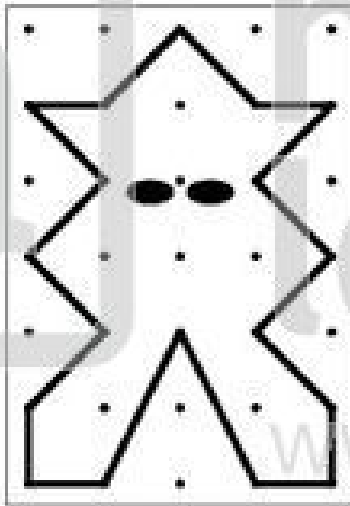

Ziehe die gepunkteten Linien mit einem spitzen Stift nach, übertrage die Objekte in die leeren Punktefelder und male sie, wenn du möchtest, farbig aus!



Lösung

Übertrage!

Ziehe die gepunkteten Linien mit einem spitzen Stift nach, übertrage die Objekte in die leeren Punktefelder und male sie, wenn du möchtest, farbig aus!




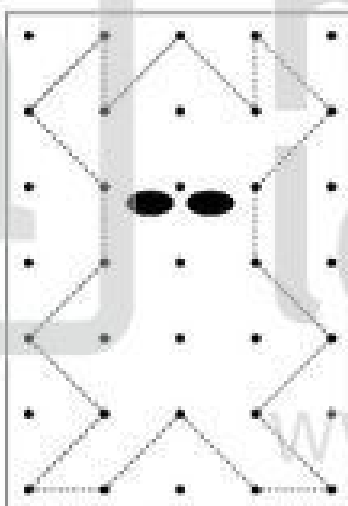

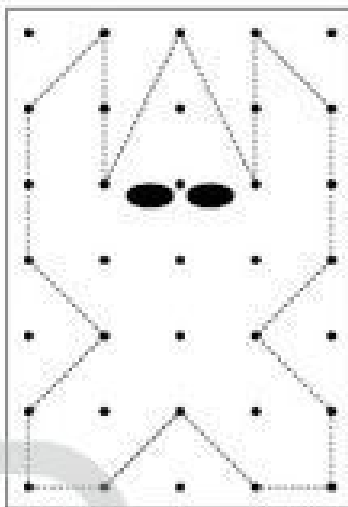

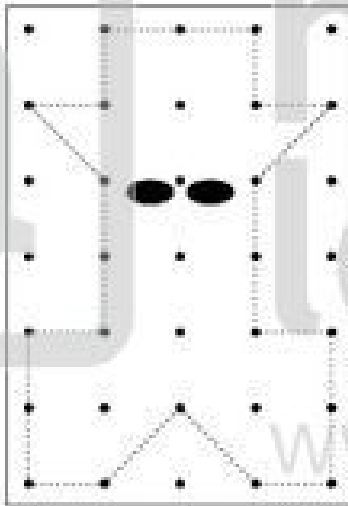

Name

Klasse

Datum

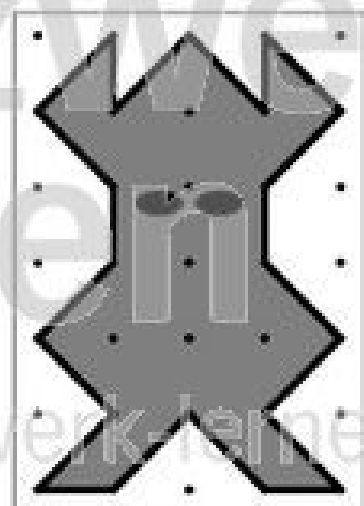
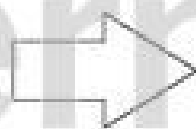
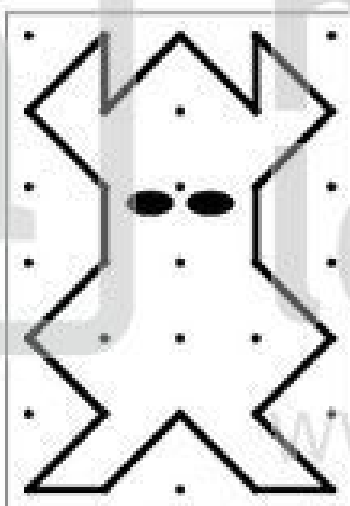
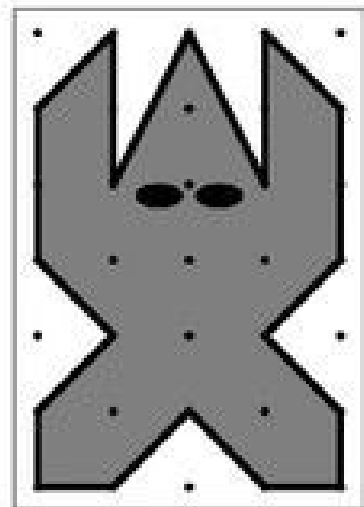
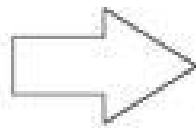
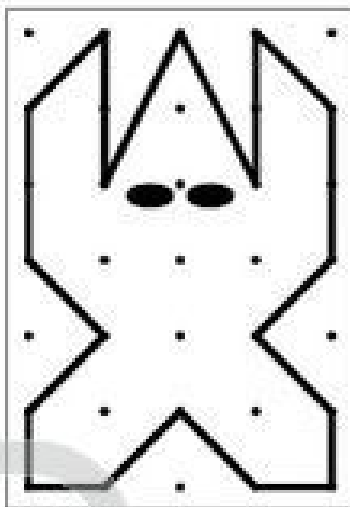


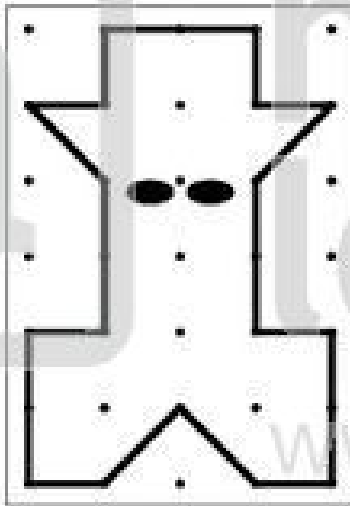

Übertrage!

Ziehe die gepunkteten Linien mit einem spitzen Stift nach, übertrage die Objekte in die leeren Punktefelder und male sie, wenn du möchtest, farbig aus!



Übertrage!

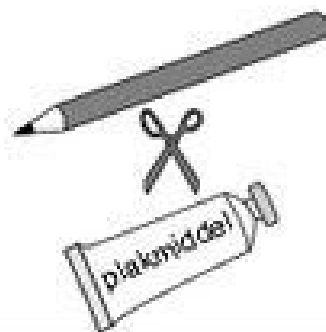
Ziehe die gepunkteten Linien mit einem spitzen Stift nach, übertrage die Objekte in die leeren Punktfelder und male sie, wenn du möchtest, farbig aus!



Name

Wo ist das gleiche Objekt?

Nachzeichnen, ausschneiden, zuordnen, aufkleben




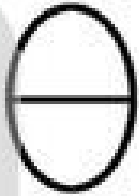








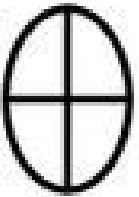
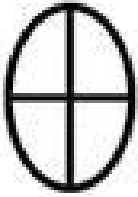



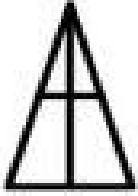








1 	2
3 	4
5 	6
7 	8
9 	10
11 	12

1	2
3	4
5	6
7	8
9	10

Lösung

Wo ist das gleiche Objekt?

Nachzeichnen, ausschneiden, zuordnen, aufkleben

 1	 10	 2	 11
 3	 9	 4	 12
 5	 7	 6	 1
 7	 3	 8	 4
 9	 6	 10	 2
 11	 8	 12	 4

